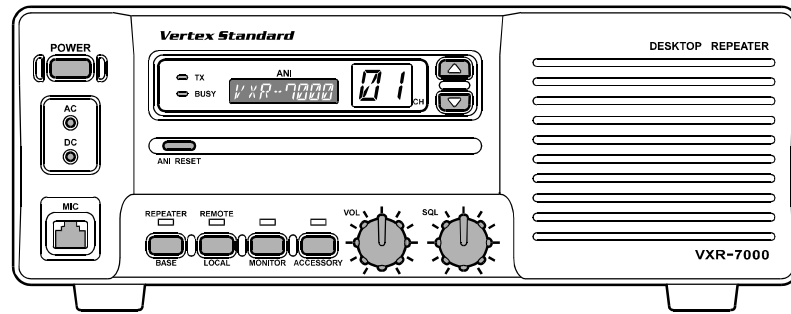


Desktop Repeater
VXR-7000 (UHF)
 Service Manual

Vertex Standard LMR, Inc.
 ©2015 Vertex Standard LMR, Inc.
 E136890N



Introduction

This manual provides technical information necessary for servicing the VXR-7000 FM Land Mobile Repeater.

Servicing this equipment requires expertise in handling surface-mount chip components. Attempts by non-qualified persons to service this equipment may result in permanent damage not covered by the warranty, and may be illegal in some countries.

Two PCB layout diagrams are provided for each double-sided circuit board in the repeater. Each side of is referred to by the type of the majority of components installed on that side (“leaded” or “chip-only”). In most cases one side has only chip components, and the other has either a mixture of both chip and leaded components (trimmers, coils, electrolytic capacitors, ICs, etc.), or leaded components only.

While we believe the technical information in this manual to be correct, VERTEX STANDARD assumes no liability for damage that may occur as a result of typographical or other errors that may be present. Your cooperation in pointing out any inconsistencies in the technical information would be appreciated.

Important Note

After Lot. 78 of this transceiver is assembled using Pb (lead) free solder, based on the RoHS specification. Only lead-free solder (Alloy Composition: Sn-3.0Ag-0.5Cu) should be used for repairs performed on this apparatus. The solder stated above utilizes the alloy composition required for compliance with the lead-free specification, and any solder with the above alloy composition may be used.

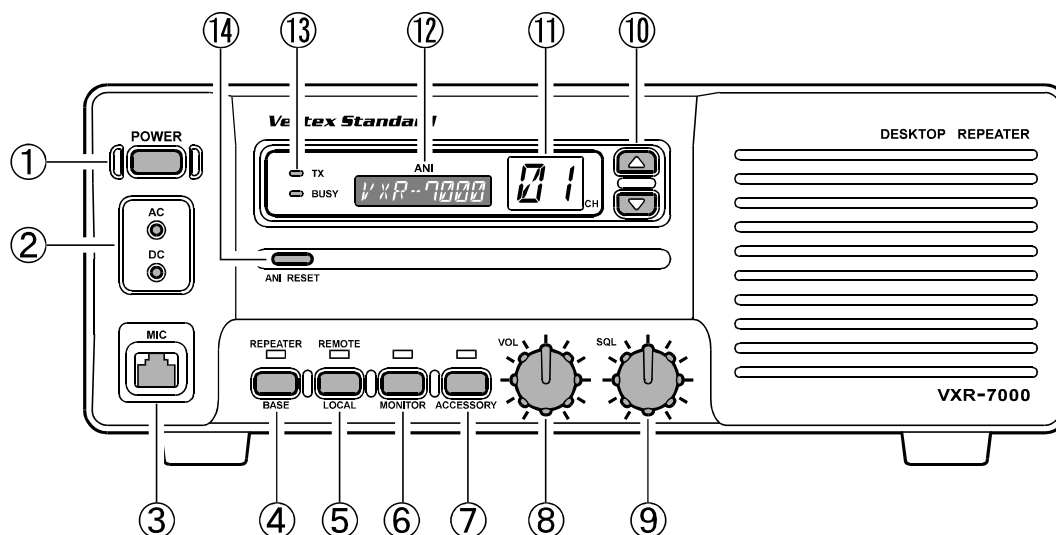
Contents

Operating Manual Reprint	2	PA-2 Unit (Lot.62-)	41
CE27 Programming Software Instruction	10	TX Unit (Lot.1-59)	49
Specifications	16	TX-2 Unit (Lot.60-)	57
Exploded View & Miscellaneous Parts ...	17	RX Unit (Lot.1-59)	67
Block Diagram	21	RX-2 Unit (Lot.60-)	77
Interconnection Diagram	24	CNTL Unit	87
Circuit Description	25	Display Unit	105
Alignment	28	Key Unit	113
Board Unit (Schematics, Layouts & Parts)		Filter Unit (50W Type)	123
PA Unit (Lot.1-61)	33	Filter-2 Unit (25W Type)	129
		SW Unit (25W Type)	135
		VR Unit	137
		SQL Unit	139
		PS Unit	141

Operating Manual Reprint

Controls & Connectors

Front Panel



① POWER Switch

This is the main power switch for the repeater.

② LED Indicators

AC: This LED glows green during AC operation.

DC: This LED glows yellow during DC operation.

③ MIC Jack

This 8-pin modular jack accepts the microphone input, and provides a standby control line to activate the transmitter when using the “**BASE**” mode of operation. This jack also provides a “Hook” control line, as well as a “Clone Data” line.

④ BASE/REPEATER Switch

This switch toggles the operating mode between the “**REPEATER**” mode and the “**BASE**” transceiver mode. When the “**REPEATER**” mode is selected, the LED above it glows green. While in the “**BASE**” mode (the green LED is off), you can speak into the microphone to use it as a transceiver. For normal repeater operation, set this switch to the “**REPEATER**” mode.

⑤ LOCAL/REMOTE Switch

This switch toggles the control mode between the “**REMOTE**” mode and “**LOCAL**” mode. When the “**LOCAL**” mode is selected, the LED above it is off, and the repeater operates according to the control data programmed into the repeater. While in the “**REMOTE**” mode, the LED glows green, and the repeater operates according to the control instructions received from an external device (connected to the **ACC** jack on the rear panel).

⑥ MONITOR Switch

This switch selects the “**Squelch**” (receiver mute) mode. When the green LED above it is off, “**Tone**” or “**Coded**” squelch is active. When you press this switch *momentarily*, the green LED will glow steadily; in this condition, only “**noise squelch**” is active, and any signal present on the channel will be heard. If you *press and hold* this switch for more than 2 second, the green LED will blink and the squelch will open; in this condition, background noise will be heard if no signal is present.

⑦ ACCESSORY Switch

This switch can be set up for special applications, such as High/Low power selection, as determined by your Vertex Standard dealer. The LED above it glows green when this function is activated. For further details, contact your Vertex Standard dealer.

⑧ VOL Knob

This control knob adjusts the receiver volume level from the front panel speaker. If desired, this control knob may be set fully counterclockwise when repeater monitoring is not needed.

⑨ SQL Knob

This control knob selects the noise squelch threshold level. Set it to a position just above the point where the **BUSY** lamp goes out when no signal is present.

⑩ Channel Selector Buttons (▲ and ▼)

Press one of these buttons to select the operating channel.

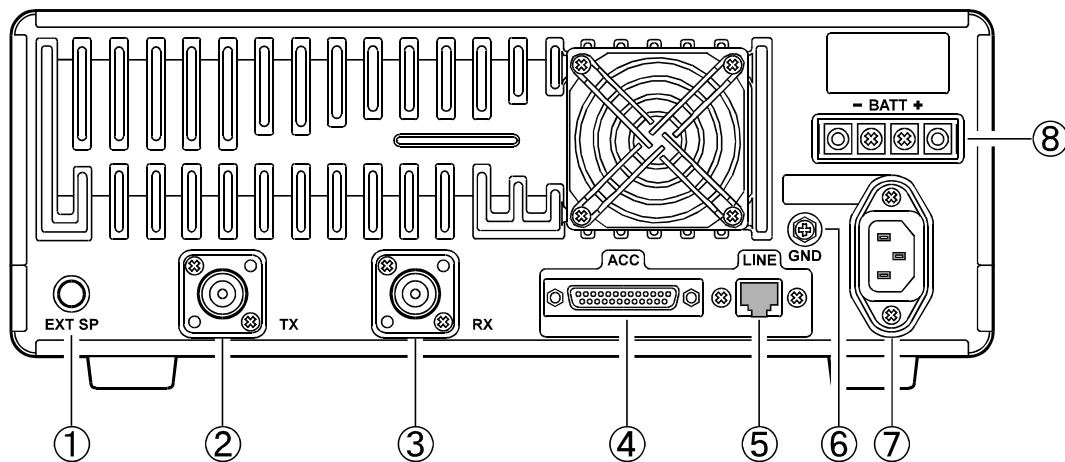
⑪ Channel Indicator

This seven-segment LED indicates the operating channel number.

- ⑫ **ANI Display**
The ANI LCD (Liquid Crystal Display) indicates the pre-programmed ANI message according to the ANI code received.
- ⑬ **TX/BUSY Indicator**
The **BUSY** indicator glows green when the channel is busy, and the **TX** indicator glows red when the repeater is transmitting.

- ⑭ **ANI RESET Button**
 - (1) ANI
Press this button to clear the message on the ANI display, and turn off the LCD backlight.
 - (2) ENI
Press this button to turn off the Alert tone. Press this button again to clear the message on the ANI display, and turn off the LCD backlight.

Rear Panel



- ① **EXT SP Jack**
This 3.5-mm, 2-pin jack provides variable audio output for an external speaker. The audio output impedance at this jack is $4\ \Omega \sim 16\ \Omega$, and level varies according to the setting of the front panel's **VOL** control.
- ② **TX Antenna Jack**
This N-type coaxial jack provides the transmitting output signal for connection to the transmitting antenna or TX jack on the duplexer, if used. The output impedance requirement is $50\ \Omega$.
- ③ **RX Antenna Jack**
This N-type coaxial jack accepts the receiver input signal from the receiving antenna or RX jack on the duplexer, if used. The input impedance requirement is $50\ \Omega$.
- ④ **ACC Jack**
This DB-25 connector provides a data interface between the microprocessor in the VXR-7000 and peripheral devices (such as the VX-TRUNK Unit).
- ⑤ **LINE Jack**
This 8-pin modular jack is used for remote control. It provides TX and RX audio, TX keying, and squelch status output. The TX and RX audio impedance is $600\ \Omega$.
- ⑥ **GND Terminal**
For best performance and safety, the GND terminal should be connected to a good earth ground using a short, heavy, braided cable.
- ⑦ **AC Jack (AC MAINS ~)**
This receptacle accepts the AC power cord, which should be connected to the AC mains supply or wall outlet. The AC line voltage must match that for which the repeater is wired.
- ⑧ **BATT Terminal (DC MAINS ---)**
These terminal posts accept 12~ 15 VDC for operating the repeater from a battery or other DC source. When operating from AC mains, a small trickle current is present at these terminals to maintain battery charge. A battery rated for 12 volts, 55 Ah (minimum) is recommended for short-term emergency/backup operation.

Operating Manual Reprint

ACC Connector Port

The VXR-7000 repeater is provided with a 25-pin DB-25F female connector for interconnections to accessories. Use a DB-25M 25-pin male connector to connect accessories to the repeater. The pins on the accessory connector are explained in detail as follows:

Pin 1: **GND**

Chassis ground for all logic levels and power supply return.

Pin 2: **+13.8 V** [Power Supply]

This pin provides 13.8 Volts, 1.0 A, regulated DC from the repeater supply. Use a 1 A fuse in the external device's DC line to prevent damage to the repeater.

Pin 3: **TX AF IN** [Analog Transmitter Input]

(Voice Band: 300 ~ 3,000 Hz)

Input impedance is approx. 600 Ω . This audio is injected before the splatter filter stage, so excess signal input levels are clipped.

Use shielded cable to connect to this pin, and connect the shield to **GND**.

Pin 4: **TONE IN** [Transmitter Input]

(Sub-audible Band: 6 ~ 250 Hz)

The input is high impedance (approx. 22 k Ω). Injecting too high a voltage here causes over-deviation of CTCSS or DCS, degrading performance. Use shielded cable to connect to this pin, connecting the shield to **GND**.

Pin 5: **N.C.** (No connection.)

Pin 6: **DISC OUT** [Analog Output]

(Wide-Band: 0 ~ 3,000 Hz)

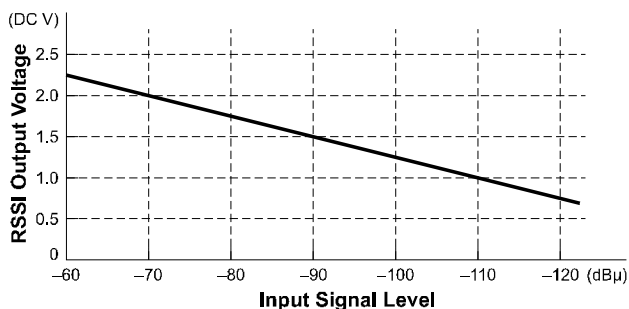
Received signals with standard deviation produce approx. 1 Vp-p audio at this pin. The output impedance is approx. 600 Ω , and is extracted before the de-emphasis and squelch circuitry. Use shielded cable to connect to this pin, and connect the shield to **GND**.

Pin 7: **GND**

Chassis ground for all logic levels and power supply return.

Pin 8: **RSSI** [Analog Output]

A DC voltage proportional to the strength of the signal currently being received (**R**eceiver **S**ignal **S**trength **I**ndicator) is provided on this pin. This low impedance output is generated by the receiver IF sub-system and buffered by an internal op-amp. Typical voltages are graphed as follows:



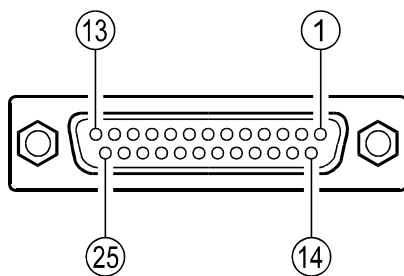
Pin 9: **COAX. SW** [Logic Output (Active Low)]

This output is intended for controlling an external coaxial switching relay. It is an open collector output which can sink approx. 10 mA when active. This signal only switches if the repeater has been programmed for "**SIMPLEX**" mode. If programmed for "**DUPLEX**," the signal remains open (high impedance) at all time.

Pin 10: **N.C.** (No connection.)

Pin 11: **NSQ DET**

This is an open-collector, active-low output capable of sinking about 10 mA. It indicates that the receiver squelch is open. If the squelch control is properly set, this indicates a carrier on the receiver channel.



**ACC Jack
DB-25 Pin Numbering**

Pin 12: EXT PTT

This input is internally pulled up to 5 VDC. When pulled low by an external device, it keys the repeater transmitter while the repeater is operating in the “**BASE**” mode. Avoid voltage in excess of 5 V on this pin, or internal damage to the microprocessor on the repeater CNTL Unit may result.

Pin 13: GND

Chassis ground for all logic levels and power supply return.

Pin 14: GND

Chassis ground for all logic levels and power supply return.

Pin 15: N.C. (No connection.)

Pin 16, 17, 18, & 19: REMOTE CH DATA

[Logic Inputs D3, D2, D1, and D0] (*Active Low*)

These inputs are internally pulled up to 5-V DC. When pulled low by an external device, they select one of the 16 pre-programmed repeater operating channels. The logic truth table below shows the combinations for selecting all 16 channels.

In the truth table, “1” represents no connection, and “0” represents a ground connection on the pin.

The channel selection logic is not inhibited while the transmitter is keyed: the repeater will change frequency when instructed, even while transmitting.

Avoid voltage in excess of 5 V on these pins or internal damage to the microprocessor on the repeater CNTL Unit may result.

Channel	Pin 16 (D3)	Pin 17 (D2)	Pin 18 (D1)	Pin 19 (D0)
1	1	1	1	1
2	1	1	1	0
3	1	1	0	1
4	1	1	0	0
5	1	0	1	1
6	1	0	1	0
7	1	0	0	1
8	1	0	0	0
9	0	1	1	1
10	0	1	1	0
11	0	1	0	1
12	0	1	0	0
13	0	0	1	1
14	0	0	1	0
15	0	0	0	1
16	0	0	0	0

Pin 20: GND

Chassis ground for all logic levels and power supply return.

Pin 21: A-OUTPUT [Logic Output] (*Active Low*)

This open collector logic output is pulled low when the front panel’s **ACCESSORY** key is turned on. It can sink approx. 10 mA when active.

Pin 22: RXD LOW

[Digital Output for DATA Communications]
(300 ~ 3,000 Hz)

This pin is an output for low speed receiving data signals, with the data being extracted after the de-emphasis and low pass filter stages.

Pin 23: RXD HI

[Digital Output for DATA Communications]

This pin is an output for high speed receiving data signals, with the data being extracted immediately after the discriminator prior to any de-emphasis).

Pin 24: TXD LOW

[Digital Input for DATA Communications]
(300 ~ 3,000 Hz)

This pin is intended to be used as a low speed digital data signal input to the repeater. This digital data signal is injected before transmitter pre-emphasis and limiting stage, so excess signal input levels are clipped.

Pin 25: TXD HI

[Digital Input for the DATA Communications]

This pin is intended to be used as a high speed digital data signal input to the repeater. This digital data signal is injected after transmitter splatter filter stage.

Operating Manual Reprint

LINE Interface Port

The VXR-7000 is provided with an 8-pin modular jack for line interfacing applications. A Western Electric® modular-type RJ45 plug should be used to connect to this jack. The **LINE** jack pin-out is shown below.

Note that there are both 4-line and 8-line types of modular plugs. If a 4-line modular plug is used, only the **LINE OUT** and **LINE IN** connections will be made. An 8-line plug is required to access all lines. In accordance with standard telecommunications interface, the line connections on the **LINE** interface jack are impedance balanced, and are described as follows.

Pins 1 & 2: [**RX SQ(+)**, **RX SQ(-)**]

(max voltage: 20 V, max current: 7 mA)

An opto-isolator is provided to facilitate E (EAR) signaling. The opto-isolator comes on when a signal exceeding the receiver squelch appears on the receiver channel (with correct CTCSS tone or DCS code, if enabled). The RX SQ(-) pin is the emitter, and RX SQ(+) is the collector.

Pins 3 & 4: [**LINE IN** (*Tx Line Audio*)]

Analog signals between 300 and 3000 Hz supplied to this pair are fed to the transmitter when the repeater is set to the BASE mode (the **REPEATER** LED is turned off) and keyed either by the TX KEY input signal (see below), or by the EXT PTT signal on pin 12 of the rear panel's **ACC** jack. Standard deviation is obtained with a line level of -10 dBm.

Pins 5 & 6: [**LINE OUT** (*Rx Line Audio*)]

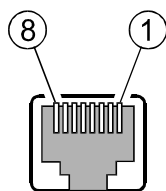
Receiver audio is available from this pair, subject to internal CTCSS or DCS decode if the received signal strength is above the squelch threshold.

As shipped from the factory, a 1-kHz receiver signal with standard deviation gives -10 dBm on the line, but this can be varied by **VR4002** and **S4001** (on the repeater's CNTL Unit).

Pins 7 & 8 [**TX KEY(+)**, **TX KEY(-)**]

(max voltage: 20 V, max current: 4 mA)

An opto-isolator is provided to facilitate M (MIC) signaling. That is, a voltage presented to these pins turns on the opto-isolator and keys the transmitter. The TX KEY(+) pin is the anode of the opto-isolator, and RX SQ(-) is the cathode of the opto-isolator.



LINE Jack
Modular Jack Pin Numbering

Installation

Antenna Considerations

Repeater operation without a duplexer requires that two antennas be installed, one for receiving and one for transmitting, so that the receiving antenna does not absorb energy from the transmitting antenna. There are a number of ways to do this, depending on the TX/RX frequency separation, and on the locations available for antenna mounting. If a duplexer is used, a single antenna suffices for both transmitting and receiving. If using a reduced-size duplexer, a six-cavity model (minimum) is recommended. Vertex Standard recommends the use of the duplexer. For further details, contact your Vertex Standard dealer.

Regardless of the above choice, it is of paramount importance that the antenna(s) be mounted as high and in the clear as possible, preferably within line-of-sight to all repeater users. Furthermore, losses in the feedline(s) must be minimized, so the feedline(s) should be high quality, and as short as possible. If a long feedline is necessary, use coaxial "hardline" cable to reduce losses.

Repeater antennas should have an impedance of 50 W at the operating frequency. When separate receive and transmit antennas are used, high-Q narrow-band types may serve to minimize interaction. However, when a single antenna is used with a duplexer, it should be a low-Q wide-band type.

NEVER TRANSMIT WITHOUT HAVING A TRANSMIT ANTENNA CONNECTED TO THE TX ANTENNA JACK OF THE REPEATER.

AC Power Supply Voltage Selection

Each repeater is wired for a particular AC mains voltage between 100 and 253 VAC. This should be indicated by a label near the AC jack on the rear panel. If no label is present, or if the AC voltage on the label is different from the local AC line, check the wiring inside the Switching Regulator Unit of the repeater, and change the connections (and label) if necessary, as shown next page.

Changing the AC input voltage wiring also requires changing the fuse on the FILTER Unit if the voltage is changed from 100 VAC (100-127 VAC) to 200 VAC (207-253 VAC), or vice-versa. Use a 5-amp fuse for 100 VAC, or a 3-amp fuse for the 200 VAC.

DC Power Supply Backup

For uninterrupted operation during power failures, a 12 volt rechargeable type battery (55-Ah or more recommended) may be connected to the **BATT** terminal posts on the rear panel. While the repeater is operating from the AC source, a slight charging current will maintain battery charge. In the event of an AC power outage, the automatic power control circuit will automatically switch the repeater to the backup battery, and operation will not be interrupted.

After prolonged operation from the battery, it should be disconnected from the repeater and recharged separately before re-connecting, as the trickle charge is not sufficient for recharging a completely discharged battery.

Never reapply AC power to the repeater with a discharged battery connected, as the DC startup current can damage the repeater and battery.

While operating from a battery or DC supply, the repeater requires approximately 7 amperes at 12 Volts during transmit.

Equipment Location

While the operating temperature range of the repeater is quite broad, the best location is one in which the air temperature does not approach the extremes of the specified range, and one that does not change rapidly. Make sure to allow for free air flow around the heatsink on the rear apron at all times. In warm climates, the repeater should not be sealed in a small closed room.

Protect the repeater from wind and rain, and extremes in temperature or humidity that may shorten the useful life of the equipment. Try to locate the repeater in an environment that is also comfortable for service personnel, if possible.

Operating Manual Reprint

Changing Switching Regulator unit AC Mains Jumper Wiring
Before attempting this jumper wire change, remove the AC power cord from the AC jack on the rear panel.

- ❑ Referring to Figure 1, remove the 14 screws affixing the top and bottom covers of the repeater, and remove the covers.
- ❑ Remove the eight screws affixing the shield cover for the FILTER Unit, and remove the cover (see Figure 1).
- ❑ Disconnect all wires and connectors from the FILTER Unit, then remove the six screws affixing the Switching Regulator Unit, and remove it (the Switching Regulator Unit is mounted with the FILTER Unit: Figure 2).
- ❑ Referring to Figure 3, remove the four screws and remove the heatsink from the Switching Regulator Unit.

- ❑ Referring to Figure 4, perform the correct jumper wiring on the Switching Regulator Unit for the AC Mains voltage used in your area (100-127 VAC or 207-253 VAC).
- ❑ Replace the heatsink onto the Switching Regulator Unit, then replace the Switching Regulator Unit onto the chassis, and connect all wires and connectors to the FILTER Unit.
- ❑ Replace the AC fuse (**FH6001**) on the FILTER Unit according to the AC Mains voltage range:
 - 100 VAC (100-127 VAC): 5A
 - 200 VAC (207-253 VAC): 3A.
- ❑ Replace the shield cover and replace the top and bottom covers. This completes the wiring change.

Important!: If you change the AC voltage range, you must also change the AC fuse on the FILTER Unit. Do not replace with a slow-blow type fuse.

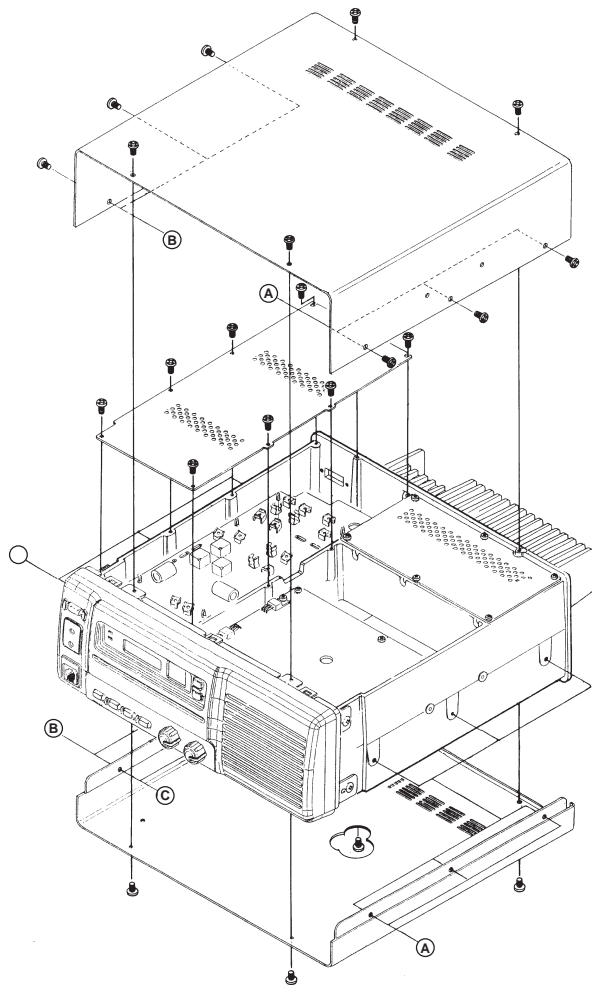


Figure 1

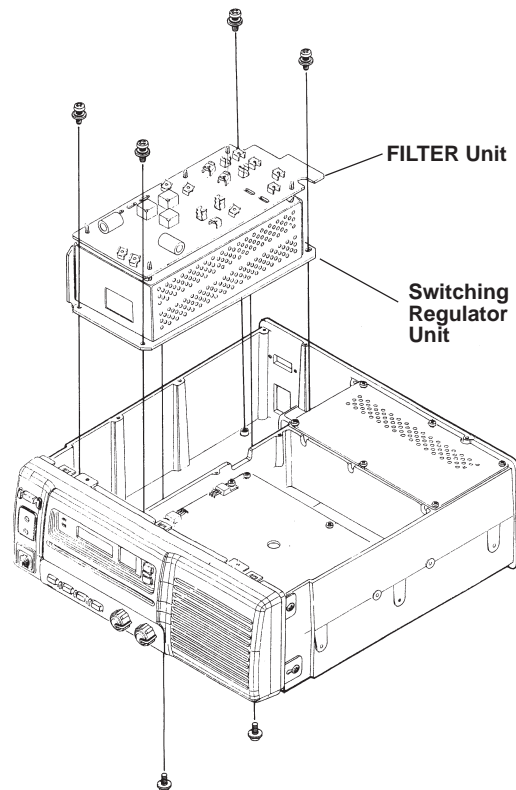


Figure 2

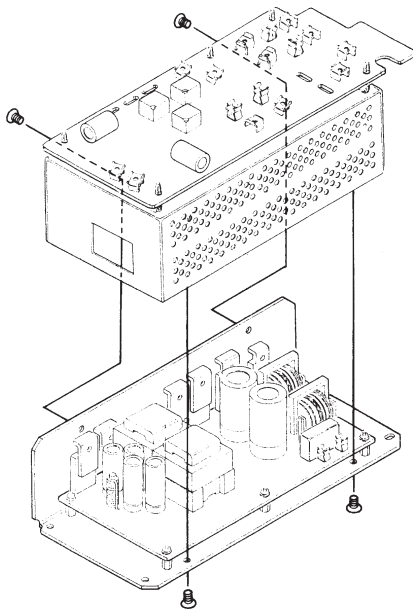


Figure 3

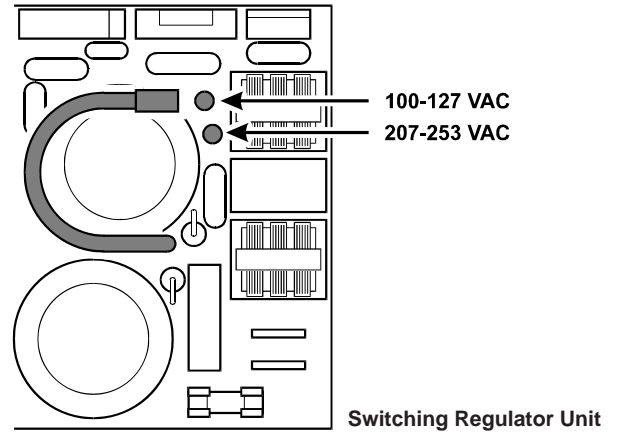


Figure 4

Operating Manual Reprint

CE-27 Programming Software Instruction

With the CE27 Programming Software, you can quickly and easily program the Vertex Standard VXR-7000 repeater's channels and configuration from your personal computer. In the event of an accidental memory failure, repeater memory and configuration data may be re-loaded in a matter of minutes.

Before connecting the VXR-7000 for programming, turn off both the computer and the VXR-7000. Now connect the FIF-10A (or FIF-12) + CT-104A USB Programming Interface to the computer's USB port and the VXR-7000's MIC jack.

Then it will be safe to restart the computer; turning off the equipment during interconnection avoids the potential for damage to the electronics caused by voltage spikes.

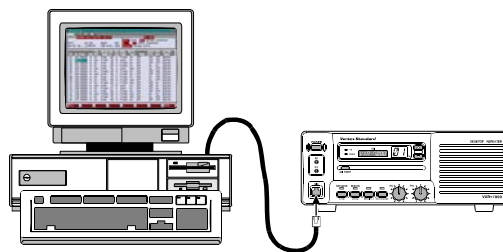
Install the CE27 Programming Software onto your computer's hard disk drive.

Browse to where the files were saved on the Hard Drive in above step, then double-click the left mouse button on the "CE27Win.exe" to start the program. The introductory screen will appear.

Choose the "Help" contents option (F1) from the program's Menu for assistance with channel programming or setting of parameters.

Important Note!

- Do not run the original CE27 programming software directly. Copy the programming software to your computer's hard disk, then run the software from the copied software only. Keep the original software in a safe place in case you need to make another copy of it at a later date.
- Before creating the programming data for your VXR-7000 via the CE27 programming software, upload the current factory hardware environment data from the VXR-7000, using the [F5] (ReadRom) command. Use this data profile to create the programming data for this repeater.



VXR-7000 Programming Setup

Ch	Rx Freq	Decoders			Ck St	NSQ Mode	Lv	Court Blip	Rev Bst	DCS Typ	DDec Type	Multi Tone	CWID AN/WENI	Action Mode	Tx
		CTCSS	DCS	W/N											
1	450.00000	88.5	off	W	no	Prp	---	off	off	A	Fixed	no	off	Duplex	4
2	450.05000	100.0	off	W	no	Prp	---	off	off	A	Fixed	no	off	Duplex	4
3	450.10000	off	023	W	no	Prp	---	on	off	A	Fixed	no	off	Duplex	4
4	450.15000	off	155	W	yes	Prp	---	off	off	A	Fixed	no	off	Duplex	4
5	450.20000	off	155	W	no	Prp	---	off	off	A	Fixed	no	off	Duplex	4
6	450.25000	88.5	off	W	no	Prp	---	off	off	A	Fixed	no	off	Duplex	4
7	450.30000	114.8	off	W	no	Prp	---	on	on	A	Fixed	no	off	Duplex	4
8	450.35000	off	351	W	no	Prp	---	off	off	A	Fixed	no	off	Duplex	4
9	450.40000	off	506	W	no	Prp	---	off	off	A	Fixed	no	off	Duplex	4
10	450.45000	off	off	W	no	Prp	---	off	off	A	Fixed	no	off	Duplex	4
11	450.50000	100.0	off	W	no	Prp	---	on	on	A	Fixed	no	off	Duplex	4
12	450.55000	88.5	off	W	no	Prp	---	off	off	A	Fixed	no	off	Duplex	4
13	450.60000	103.5	off	W	no	Prp	---	off	off	A	Fixed	no	off	Duplex	4
14	450.65000	off	off	W	yes	Prp	---	off	off	A	Fixed	no	off	Duplex	4
15	450.70000	79.7	off	W	no	Prp	---	on	off	A	Fixed	no	off	Duplex	4
16	450.75000	off	off	W	no	User	48	off	on	A	Fixed	no	off	Duplex	4

CE27 Main Screen (Left)

Operating Manual Reprint

Ch: Channel Number

This number (1 - 16) is used to identify the channel. Channel numbers occur in sequence, and their order can not be changed.

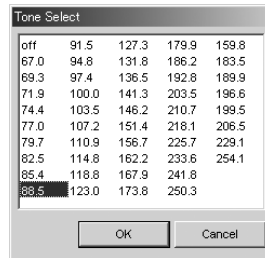
Double-click the left mouse button on the number to toggle the operation of the channel (except “Ch1”).

Rx Freq: Edit Receive (or simplex) Frequency

Use the [0] - [9] keys to enter the desired channel frequency directly, and press the [ENTER] key.

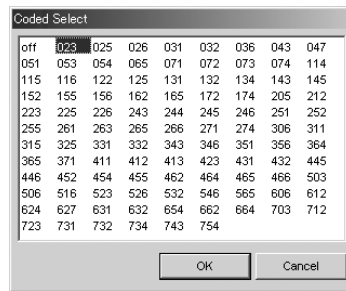
CTCSS Decoders: Toggle CTCSS Decoder ON/OFF, sets CTCSS Frequency

Double-click the left mouse button to display the “**Tone Select**” window, click the left mouse button on the desired tone, then click the left mouse button on the [OK] switch to accept the selected tone.



DCS Decoders: Toggle DCS Decoder ON/OFF, sets DCS Code

Double-click the left mouse button to display the “**Coded Select**” window, click the left mouse button on the desired DCS code, then click the left mouse button on the [OK] switch to accept the selected code.



W/N: Wide/Narrow Channel Spacing

This function selects the channel spacing environment in which the VXR-7000 operates.

W (Wide) = 25 kHz Channel Spacing, ±5 kHz Deviation.

N (Narrow) = 12.5 kHz Channel Spacing, ±2.5 kHz Deviation.

Double-click the left mouse button to select the desired channel spacing environment.

Clk Sft: Enable/disable the CPU Clock Shift

This function is only used to move a spurious response “birdie” should it fall on a current frequency.

Double-click the left mouse button to toggle “yes” or “no.”

NSQ Mode: Noise Squelch Mode

This command selects the manner of setting of the Squelch threshold level.

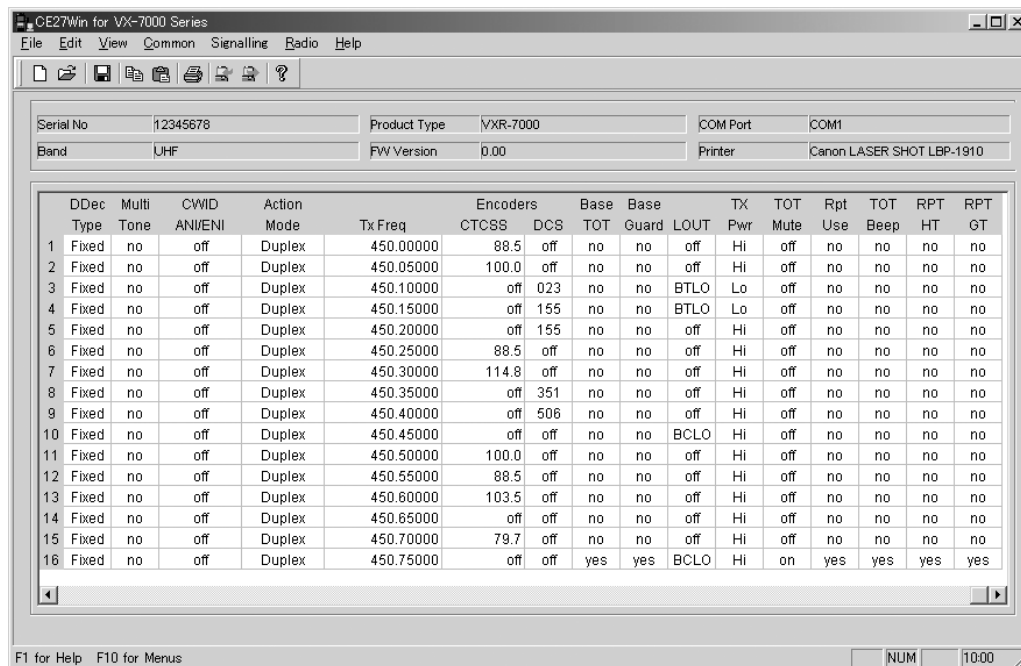
User = The squelch threshold level is fixed via the “NSQ Lv” parameter (NSQ Lv: 0 [min.] ~ 255 [max.]).

Prgm = The squelch threshold level determined via the dealer programming.

Double-click the left mouse button to select the desired NSQ Mode.

NSQ Lv: Noise Squelch threshold level

Use the [0] - [9] keys to enter the desired Squelch threshold level directly, and press the [ENTER] key. Available values are 0 (min.) ~ 255 (max.).



CE27 Main Screen (Scrolled Right)

Operating Manual Reprint

Court Blip: *Courtesy Blip*

Double-click the left mouse button to toggle “on” or “off.”

When this parameter is set to “on,” this function causes the VXR-7000 to send out a “blip” on the portable/mobile radio is frequency each time the portable radio is unkeyed. This provides audible confirmation to the user that the VXR-7000 was able to receive the transmission from the portable.

Rev Bst: *Reverse Burst*

Double-click the left mouse button to toggle “on” or “off.”

When this parameter is set to “on,” the CTCSS tone signal’s phase is inverted just before the repeater turns to receive. This allows the portable/mobile station’s CTCSS Decoder to begin switching off, thus reducing the transition time required.

DCS Typ: *DCS Format*

This command is effective only when DCS is chosen for squelch control.

A = “Normal” DCS

B = “Inverted” (complement) DCS

Double-click the left mouse button to select the desired DCS Type.

DDec Type: *DCS Decoder Type*

This command selects the manner in which DCS is to be decoded.

Fixed = Decodes only the type selected in above parameter (DCS Typ: Normal or Inverted).

Auto = Both types (Normal and Inverted) will be decoded.

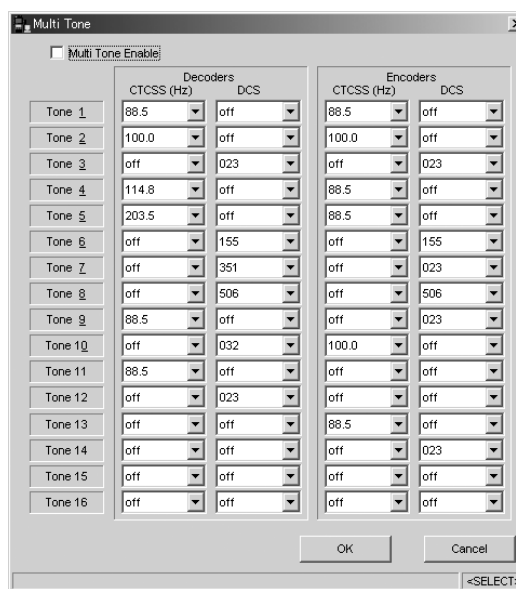
Double-click the left mouse button to select the desired DCS Decoder Mode.

Multi Tone: *Enable/disable Multi Tone Operation*

Double-click the left mouse button to display the “Multi Tone” window.

Double-click the left mouse button on the “Multi Tone Enable” to toggle the Multi Tone Operation between selections “yes (“”)” and “no (“”).”

Click the left mouse button on the appropriate field to open the “Drop Down List”. Now select the desired CTCSS tone or DCS code. You may set as many as 16 CTCSS tones and/or DCS codes.



CWID ANI/ENI: *Select the Identifier mode*

Double-click the left mouse button to toggle the selections “CW ID,” “ANI/ENI,” or “Off.” To select this feature to the “CW ID” or “ANI/ENI,” the “CW ID” parameter must be enabled via the dealer programming.

Action Mode: *Select the repeater operation mode*

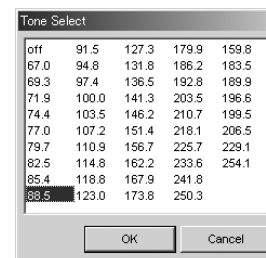
Double-click the left mouse button to toggle between “Duplex” operation or “Simplex” operation.

Tx Freq.: *Edit Transmit Frequency*

Use the [0] - [9] keys to enter the desired channel frequency directly, and press the [ENTER] key.

CTCSS Encoders: *Toggle CTCSS Encoder ON/OFF, sets CTCSS Frequency*

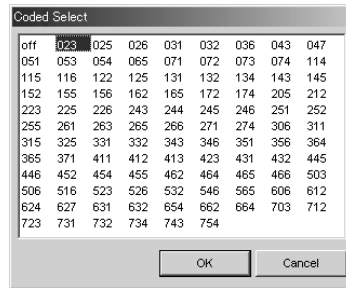
Double-click the left mouse button to display the “Tone Select” window, click the left mouse button on the desired tone, then click the left mouse button on the [OK] switch to accept the selected tone.



Operating Manual Reprint

DCS Encoders: Toggle DCS Encoder ON/OFF, sets DCS Code #

Double-click the left mouse button to display the “Coded Select” window, click the left mouse button on the desired DCS code, then click the left mouse button on the [OK] switch to accept the selected code.



Base TOT: Enable/disable the Time-Out Timer while in the “BASE” station mode

Double-click the left mouse button to toggle the TOT feature selects “yes” and “no.”

The TOT time is determined via dealer programming.

Base Guard: Enable/disable the Base Guard Feature

Double-click the left mouse button to toggle the Base Guard feature selects “yes” and “no.”

When this parameter is set to “yes,” the transmitter will be inhibited for a few seconds before the repeater (in the “BASE” station mode) turns to receive.

The inhibit time is determined via dealer programming.

LOUT: Select the Lock Out Feature’s mode

Double-click the left mouse button to toggle the Lock Out Feature between “BCLO,” “BTLO,” or “off.”

“BCLO” inhibits transmitting while there is carrier present. “BTLO” inhibits transmitting while there is carrier present unless there also is a valid tone present.

TX Pwr: Transmitter Power Output Selection

This parameter selects the desired power output from the VXR-7000 on the current channel. The available values are HIGH and LOW.

Double-click the left mouse button to select “Hi” or “Lo.”

TOT Mute: Enable/disable the TOT (Time-Out Timer) beep monitoring

Double-click the left mouse button to toggle the TOT Mute feature selects “on” or “off.”

When this parameter is set to “on,” the alert beep will sound from the front panel speaker before the repeater turns itself off.

Rpt Use: Enable/disable the Time-Out Timer while operating in the repeater mode

Double-click the left mouse button to toggle the Repeater TOT selects “yes” or “no.”

The TOT time is determined via dealer programming.

TOT Beep: Enable/disable the TOT beep Transmission

Double-click the left mouse button to toggle the TOT beep selects “yes” or “no.”

When this parameter is set to “yes,” the alert beep will be sent out on the air before the repeater turns itself off, while operating in the “REPEATER” mode.

RPT HT: Enable/disable the Repeater Hang-on Timer

Double-click the left mouse button to toggle the Repeater Hang-on Timer selects “yes” or “no.”

When this parameter is set to “yes,” the repeater will remain keyed for a desired seconds after a receiving carrier is dropped.

The Hang-up time is determined via dealer programming.

RPT GT: Enable/disable the Repeater Guard

Double-click the left mouse button to toggle the Repeater Guard feature selects “yes” or “no.”

When this parameter is set to “yes,” the transmitter inhibit few second before the repeater is unkeyed.

The inhibit time is determined via dealer programming.

Operating Manual Reprint

Duplexer Installation

Important Notes!

Please refer to the operating manual for your Duplexer for details regarding maximum power input, TX/RX connector locations, etc) before installing the Antenna Duplexer.

Be certain to observe and comply with the specifications for frequency separation and maximum transmitter power for the duplexer connected to the VXR-7000, particularly when using the VXD-40xx internal duplexer. When the VXD-40xx is used, the frequency separation must be 5 MHz (minimum) to 10 MHz (maximum), and the maximum transmitter power output allowed is 40 Watts.

If the VXR-7000 output power (50 Watts) is in excess of the range of the duplexer's capability, you may reduce the TX output power of the VXR-7000 before installing the Antenna Duplexer, using the following procedure:

1. Connect the VXR-7000's TX antenna port to a wattmeter and dummy load (the duplexer must not be connected at this point). Connect any Vertex Standard microphone to the **MIC** jack, and place the **BASE/REPEATER** switch in the "**BASE**" position. Select Channel 1 for alignment purposes.
2. Press and hold in the **ACCESSORY** switch for two seconds to enter the adjustment mode. The channel number will begin to blink.
3. Press and hold in the **PTT** key on the microphone. The display will indicate "Po" while transmitting. Observe the power output as indicated on the wattmeter.
4. Press the **▲** (UP: increment) or **▼** (DOWN: decrement) button (to the right of the channel display) repeatedly to adjust the TX output power to 40 Watts (or less) while holding in the **PTT** key.
5. Once the desired power level has been obtained, release the **PTT** key. Now press and hold in the **ACCESSORY** button for at least two seconds to save the new setting and exit to the normal operation.
6. Repeat steps 2. through 5. (above) for any other channels (2 through 16) if they are to be used.
7. Re-test each channel in the normal operating mode to confirm the proper power output. You may now disconnect all test equipment.
8. The duplexer may now be installed.

The above procedure should only be performed by your Authorized Vertex Standard Dealer or a qualified radio technician, in order to ensure accurate calibration. Please consult with your Authorized Vertex Standard Dealer for assistance with procurement of a suitable duplexer.

Installations

1. Remove the 14 screws affixing the top and bottom covers of repeater, and remove the covers (Figure 1).
2. Turn the repeater upside down.
3. Referring to Figure 2, remove the upper screw in either side of the front panel, and loosen the lower screw in either side of the front panel, then slide the front panel forward slightly.
4. Remove the coaxial cables connected to the TX and RX antenna jacks of the repeater.
5. Install the duplexer into the compartment on the bottom side of the repeater, using the four screws and antenna cable provided in the **CT-68** Hardware Kit (Figure 3). Some duplexers may not line up with the threaded mounting holes in the repeater's chassis. In this case, use the supplemental mounting brackets supplied with the **CT-68** Hardware Kit (Figure 4).
6. Connect the optional Antenna Cable **CT-68** between the TX antenna jack of the repeater and ANT (center) jack of the duplexer.

7. If your repeater's Tx/Rx frequency relationship is "upper shift" type ($TXf > RXf$), connect the coaxial cable from the RX Unit to the LOW PASS jack of the duplexer and connect the coaxial cable from the PA Unit to the HIGH PASS jack of the duplexer.

If your repeater's Tx/Rx frequency relationship is "lower shift" type ($TXf < RXf$), connect the coaxial cable from the RX Unit to the HIGH PASS jack of the duplexer and connect the coaxial cable from the PA Unit to the LOW PASS jack of the duplexer.

Note: Route the TX coaxial cable from the PA Unit as far as possible from the RX coaxial cable from the RX Unit.

8. Duplexer installation is now complete. Replace the front panel back into place, and replace the top and bottom covers.

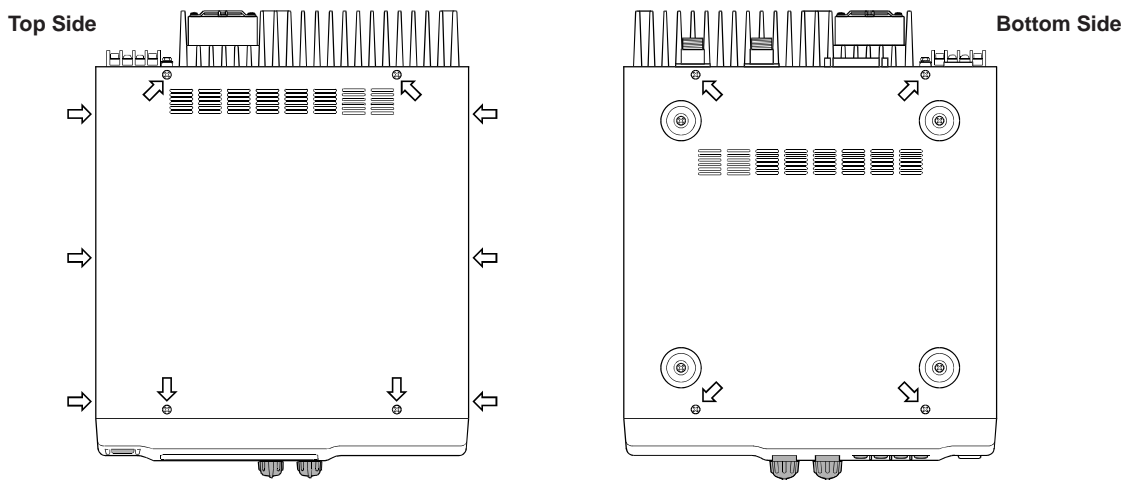


Figure 1

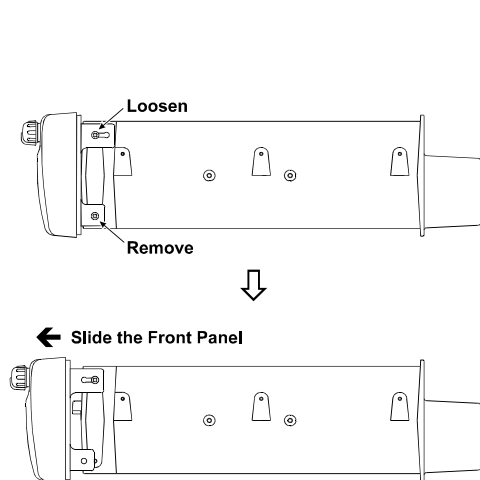


Figure 2

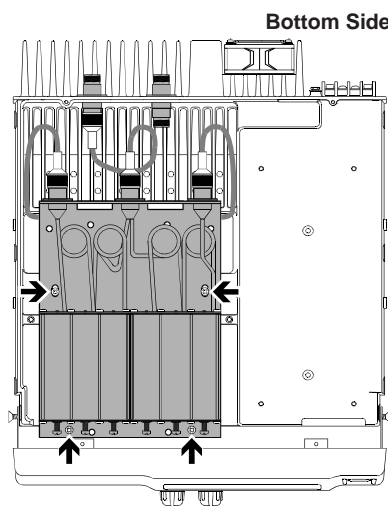


Figure 3

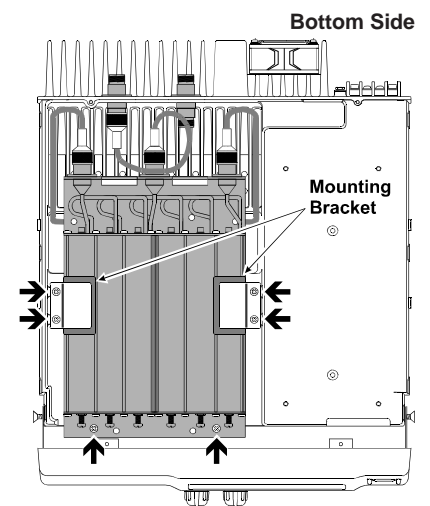


Figure 4

Specifications

USA (NA) and Except EIA (CE) Models

General

Frequency Range:	400 ~ 430 MHz (A), 450 ~ 480 MHz (D), or 420 ~ 450 MHz (BS1)
Number of Channels:	16
Channel Spacing:	12.5/25 kHz
Frequency Stability:	±2.5 ppm
Antenna Impedance:	50 Ω (N-Type)
Tx Activation System:	Carrier-operated, CTCSS tone operated, DCS operated, or remote control
Power Requirements:	115/230 V AC ±10%, 50/60 Hz or 13.8 VDC
Ambient Temperature Range:	-22 °F ~ +140 °F (-30 °C ~ +60 °C)
Dimensions (w/o knobs):	12.8 x 4.5 x 15.4 inches (325 x 115 x 391.5 mm)
Weight (approx.):	22 lbs. (10 kg)

Receiver (Measurement per TIA/EIA-603)

Receiver Type:	Double-conversion Superheterodyne
Sensitivity:	0.35 μV for 12 dB SINAD, 0.45 μV for 20 dB NQ
Selectivity:	75 dB
Intermodulation:	75 dB
Spurious & Image Rejection:	80 dB
Audio Output:	4 W @ 4 Ω

Transmitter (Measurement per TIA/EIA-603)

RF Output:	10 ~ 50 W (Adjustable) or 10 ~ 25 W (Adjustable)
Duty Cycle:	100 %
Maximum Deviation:	±5.0 kHz (25 kHz spacing), ±2.5 kHz (12.5 kHz spacing)
Modulation Type:	16K0F3E/11K0F3E
Audio Distortion:	Less than 2.5 % @ 1 kHz
Spurious Emissions:	Better than 75 dB below carrier

Specifications are subject to change without notice or obligation.

EIA (CE) Model

General

Frequency Range:	400 ~ 430 MHz
Number of Channels:	16
Channel Spacing:	12.5/25 kHz
Frequency Stability:	Better than ± 1 kHz
Antenna Impedance:	50 Ω (N-Type)
Tx Activation System:	Carrier-operated, CTCSS tone operated, DCS operated, or remote control
Power Requirements:	200 - 240 V AC, 50/60 Hz or 13.8 VDC
Ambient Temperature Range:	-25 °C ~ +55 °C
Dimensions (w/o knobs):	115 (H) x 325 (W) x 391.5 (D) mm
Weight (approx.):	10 kg

Receiver (Measurement per EN300 086)

Receiver Type:	Double-conversion Superheterodyne
Sensitivity:	0 dBμ emf for 20 dB SINAD
Selectivity:	75 dB @ SEP 25 kHz, 60 db @ SEP 12.5 kHz
Intermodulation:	70 dB
Spurious & Image Rejection:	70 dB
Audio Output:	4 W @ 4 Ω

Transmitter (Measurement per EN300 086)

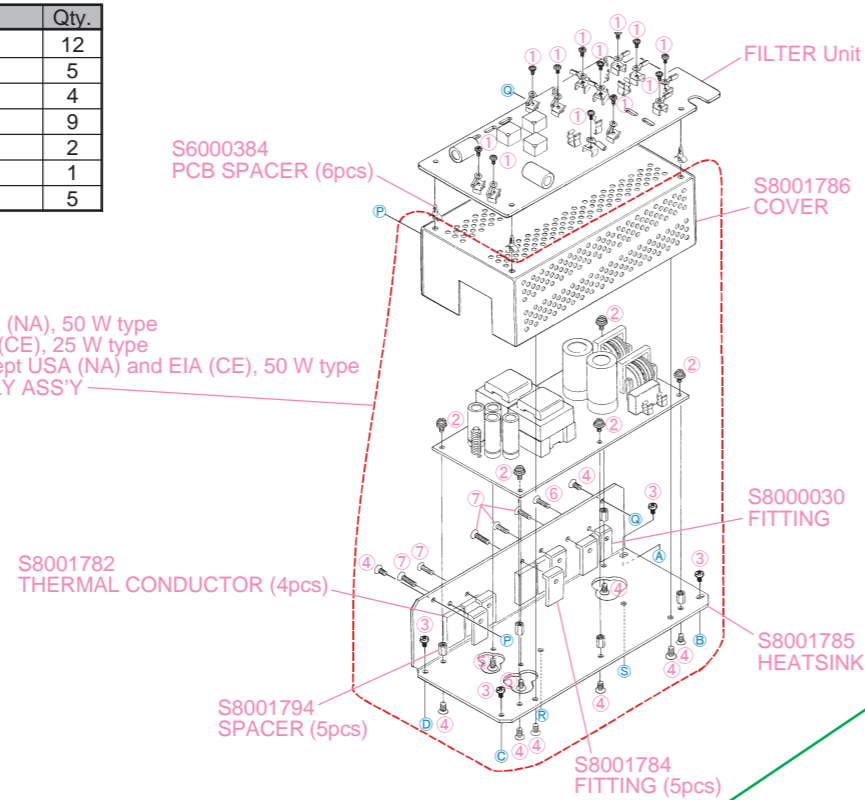
RF Output:	10 ~ 25 W (Adjustable)
Duty Cycle:	50 %
Maximum Deviation:	±5.0 kHz (25 kHz spacing), ±2.5 kHz (12.5 kHz spacing)
Modulation Type:	16K0G3E/8K50G3E
Audio Distortion:	Less than 2.5 % @ 1 kHz
Spurious Emissions:	< -36 dBm @ <1 GHz, <-30 dBm @ >1 GHz

Specifications subject to change without notice or obligation.

Exploded View & Miscellaneous Parts (Lot. 1~70)

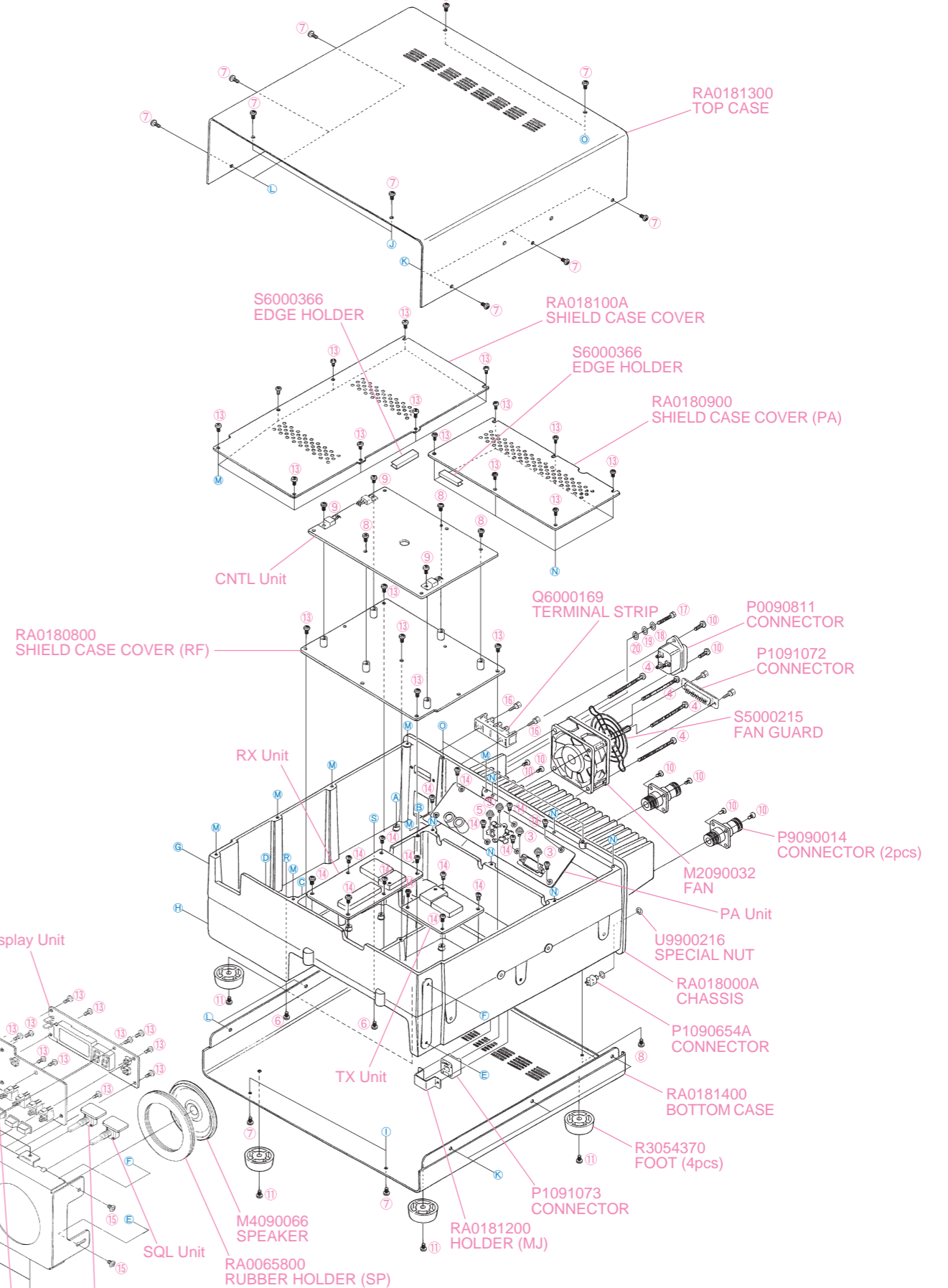
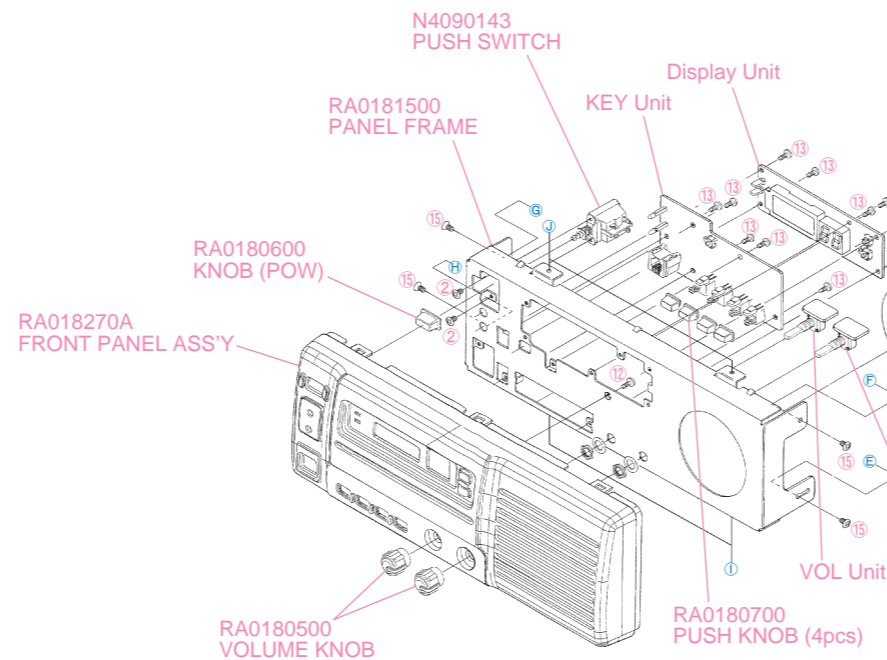
Ref.	VXSTD P/N	Description	Qty.
①	U04306002	SEMS SCREW HSM3X6NI	12
②	U04308001	SEMS SCREW HSM3X8	5
③	U04408001	SEMS SCREW HSM4X8	4
④	U30306012	FLAT HEAD SCREW M3X6BSNI	9
⑤	U30308012	FLAT HEAD SCREW M3X8BSNI	2
⑥	U30312012	FLAT HEAD SCREW M3X12BSNI	1
⑦	U30314012	FLAT HEAD SCREW M3X14BSNI	5

Q7000303: USA (NA), 50 W type
 Q7000391: EIA (CE), 25 W type
 Q7000427: Except USA (NA) and EIA (CE), 50 W type
 POWER SUPPLY ASS'Y



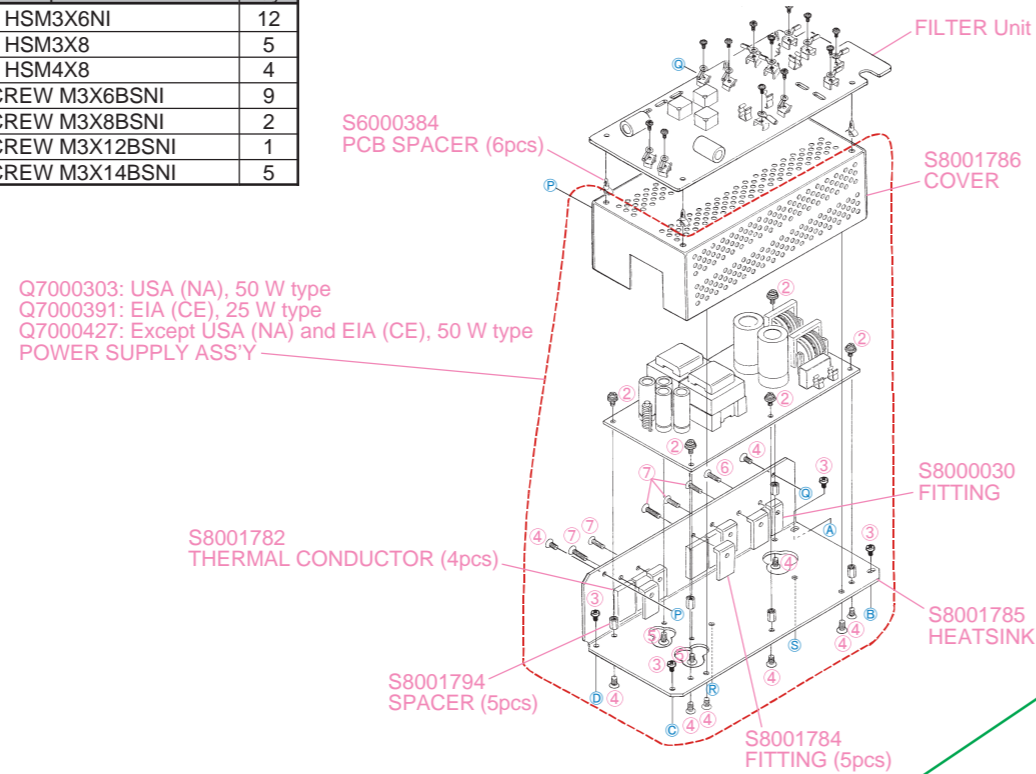
Ref.	VXSTD P/N	Description	Qty.
①	S5000182	SCREW JFS-4S-B1WM	2
②	U00305001	PAN HEAD SCREW M3X5	2
③	U00206002	PAN HEAD SCREW M2.6X6NI	2
④	U01330007	SEMS SCREW HM3X30B (Lot. 1-14)	4
⑤	U04335007	SEMS SCREW HSM3X35B (Lot. 15-)	2
⑥	U02308002	SEMS SCREW SM3X8NI	2
⑦	U04308001	SEMS SCREW HSM3X8	2
⑧	U10306007	TRUSS HEAD SCREW M3X6B	14
⑨	U20306001	BINDING HEAD SCREW M3X6	3
⑩	U20308001	BINDING HEAD SCREW M3X8	3
⑪	U20308002	BINDING HEAD SCREW M3X8NI	8
⑫	U20406007	BINDING HEAD SCREW M4X6B	4
⑬	U23308001	TAPTITE SCREW M3X8	1
⑭	U24306001	TAPTITE SCREW M3X6	30
⑮	U24308001	TAPTITE SCREW M3X8	18
⑯	U30308001	FLAT HEAD SCREW M3X8	4
⑰	U51416007	HEXA SOCKET BOLT M4X16B	2
⑱	U70004002	PLAIN WASHER FW4NI	1
⑲	U71004002	SPRING LOCK WASHER SW4NI	1
⑳	U72004002	TOOTHED LOCK WASHER OW4NI	1

Non-designated parts are available only as part of a designated assembly.



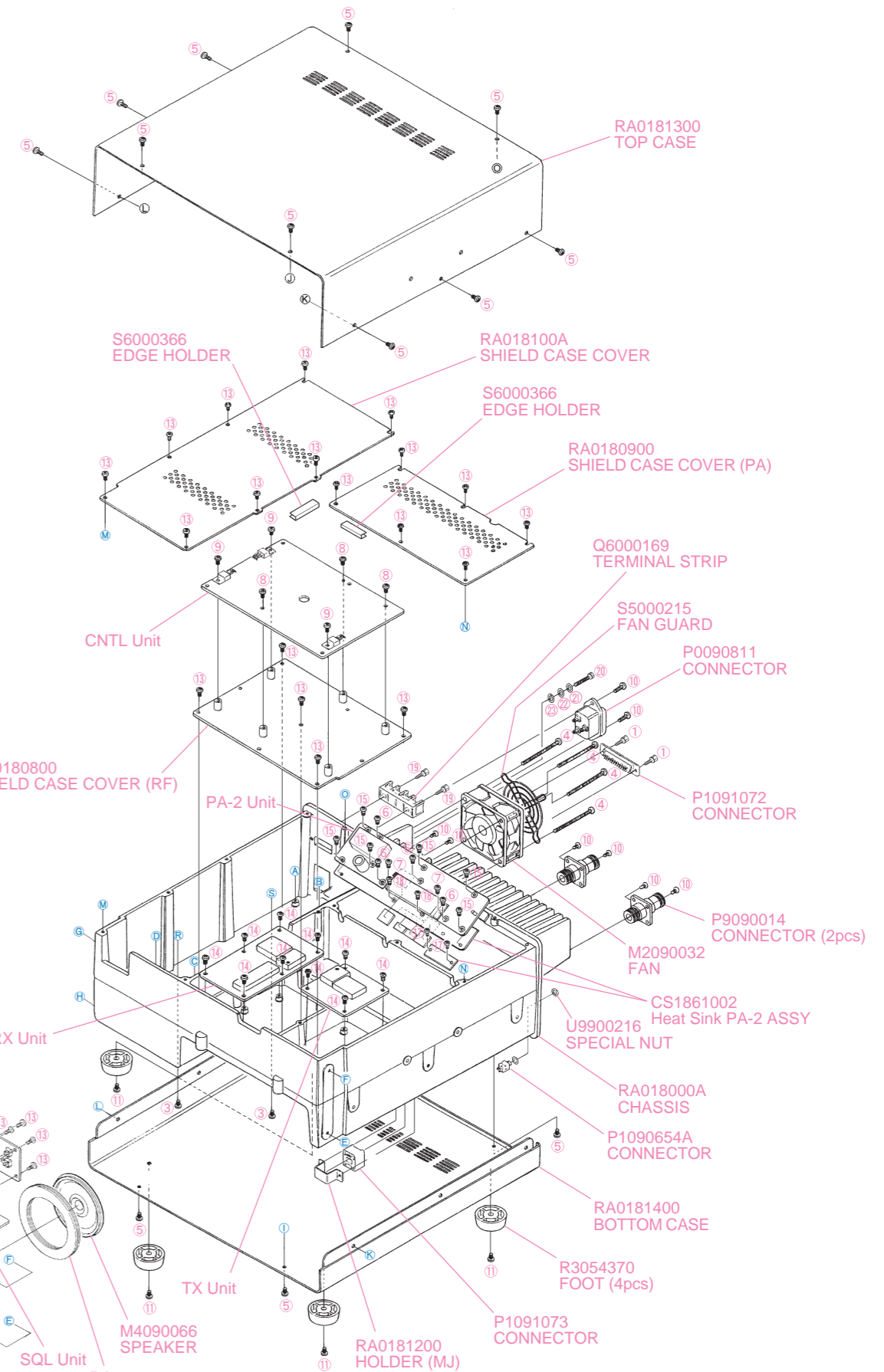
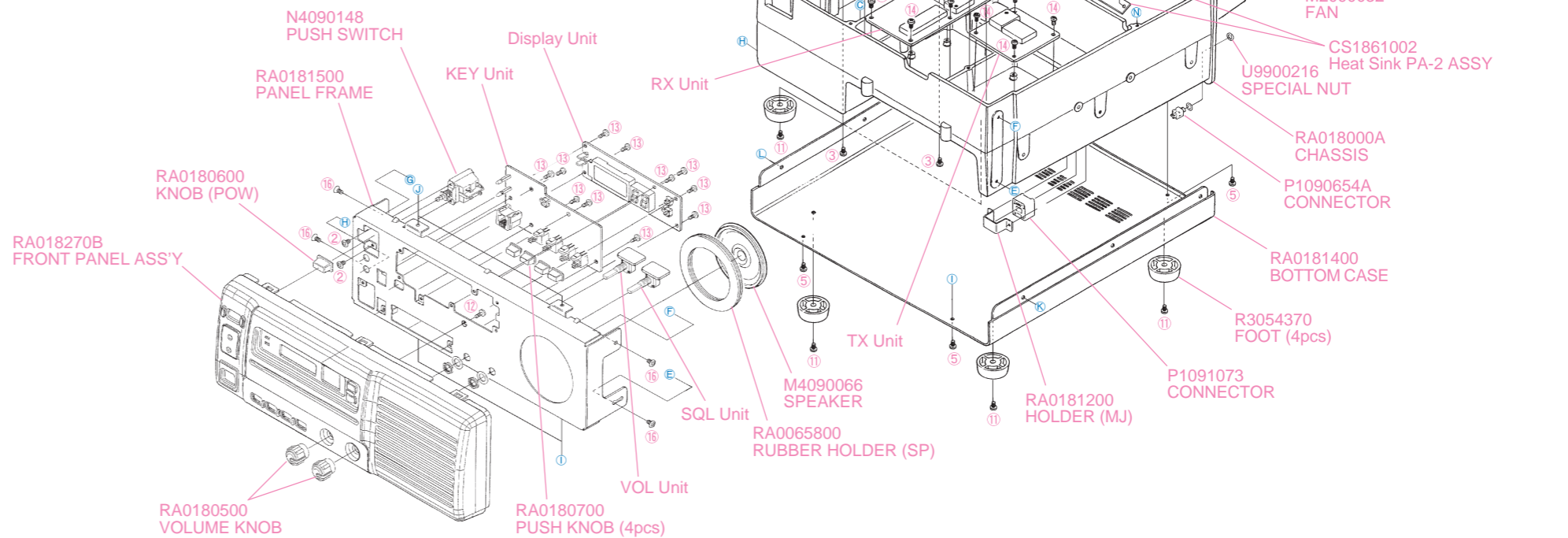
Exploded View & Miscellaneous Parts (Lot.71~164)

Ref.	VXSTD P/N	Description	Qty.
①	U04306002	SEMS SCREW HSM3X6NI	12
②	U04308001	SEMS SCREW HSM3X8	5
③	U04408001	SEMS SCREW HSM4X8	4
④	U30306012	FLAT HEAD SCREW M3X6BSNI	9
⑤	U30308012	FLAT HEAD SCREW M3X8BSNI	2
⑥	U30312012	FLAT HEAD SCREW M3X12BSNI	1
⑦	U30314012	FLAT HEAD SCREW M3X14BSNI	5




Ref.	VXSTD P/N	Description	Qty.
①	S5000182	SCREW JFS-4S-B1WM	2
②	U00305001	PAN HEAD SCREW M3X5	2
③	U04308001	SEMS SCREW HSM3X8	2
④	U04335007	SEMS SCREW HSM3X35B	4
⑤	U10306007	TRUSS HEAD SCREW M3X6B	14
⑥	U20304001	BINDING HEAD SCREW M3X4	2
⑦	U20305001	BINDING HEAD SCREW M3X5	4
⑧	U20306001	BINDING HEAD SCREW M3X6	3
⑨	U20308001	BINDING HEAD SCREW M3X8	3
⑩	U20308002	BINDING HEAD SCREW M3X8NI	8
⑪	U20406007	BINDING HEAD SCREW M4X6B	4
⑫	U23308001	TAPTITE SCREW M3X8	1
⑬	U24306001	TAPTITE SCREW M3X6	30
⑭	U24308001	TAPTITE SCREW M3X8	10
⑮	U24310001	TAPTITE SCREW M3X10	6
⑯	U30308001	FLAT HEAD SCREW M3X8	4
⑰	U32450001	FLAT HEAD SCREW M2.6X5	2
⑱	U34306001	TAPTITE SCRWE M3X6	2
⑲	U51416007	HEXA SOCKET BOLT M4X16B	2
⑳	U52408002	HEX HEAD BOLT M4X8NI	1
㉑	U70004002	PLAIN WASHER FW4NI	1
㉒	U71004002	SPRING LOCK WASHER SW4NI	1
㉓	U72004002	TOOTHED LOCK WASHER OW4NI	1

Non-designated parts are available only as part of a designated assembly.



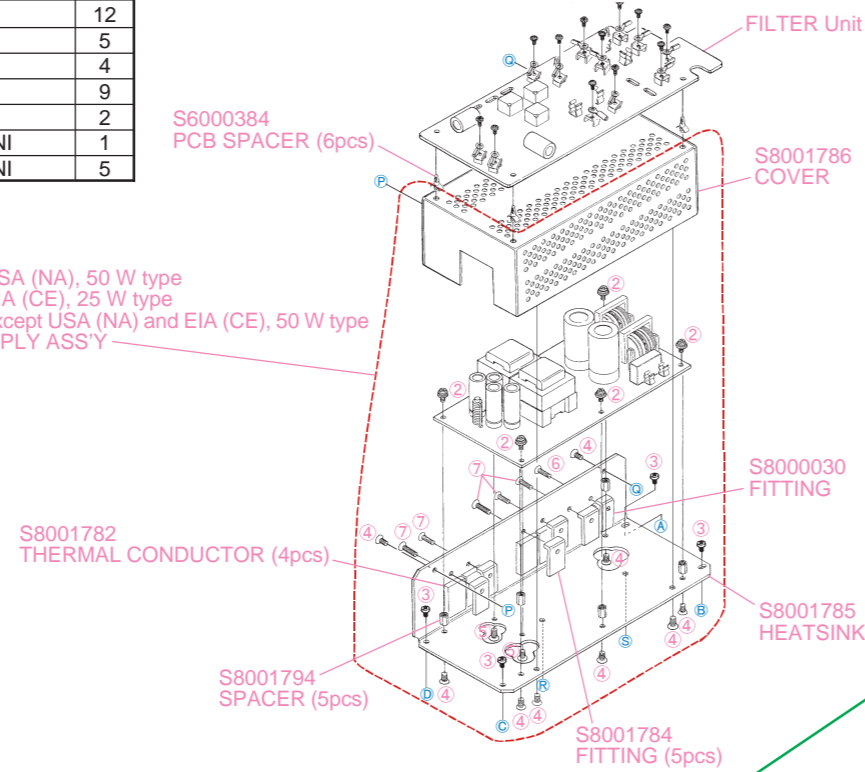
*Heat sink PA-2 ASSY (vxstd p/n: CS1861001 for 25 W)
(vxstd p/n: CS1861002 for 50 W)*



Exploded View & Miscellaneous Parts (Lot.165~)

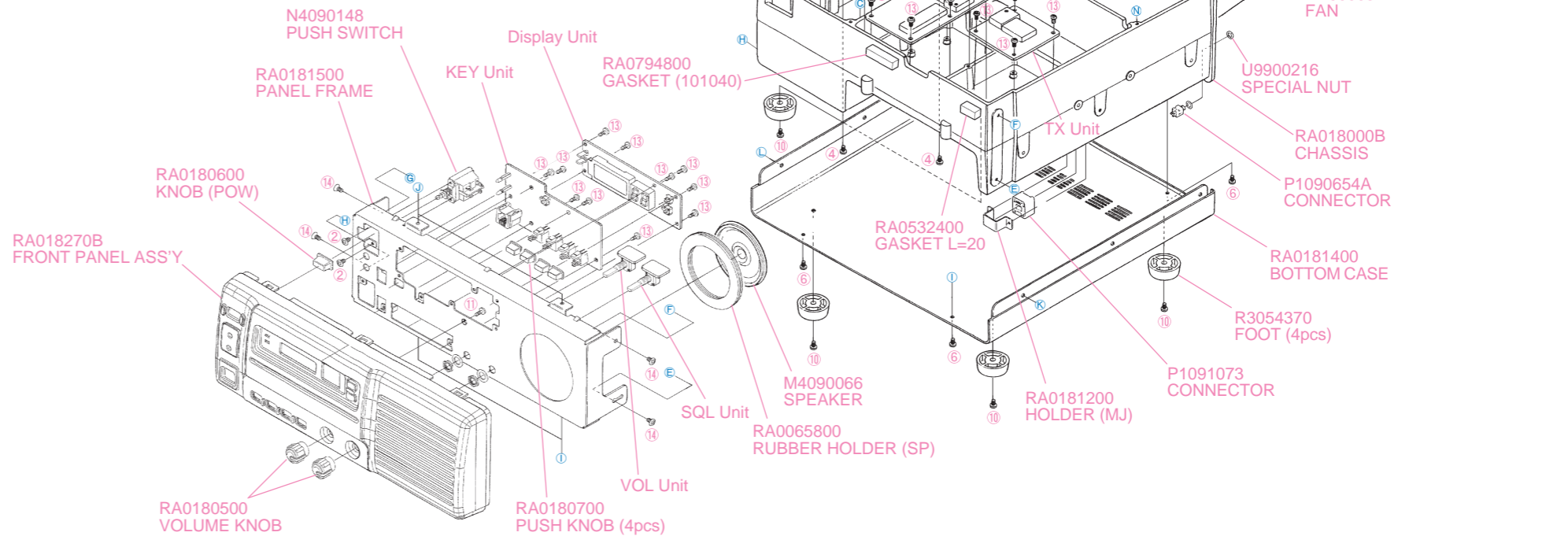
Ref.	VXSTD P/N	Description	Qty.
①	U04306002	SEMS SCREW HSM3X6NI	12
②	U04308001	SEMS SCREW HSM3X8	5
③	U04408001	SEMS SCREW HSM4X8	4
④	U30306012	FLAT HEAD SCREW M3X6BSNI	9
⑤	U30308012	FLAT HEAD SCREW M3X8BSNI	2
⑥	U30312012	FLAT HEAD SCREW M3X12BSNI	1
⑦	U30314012	FLAT HEAD SCREW M3X14BSNI	5

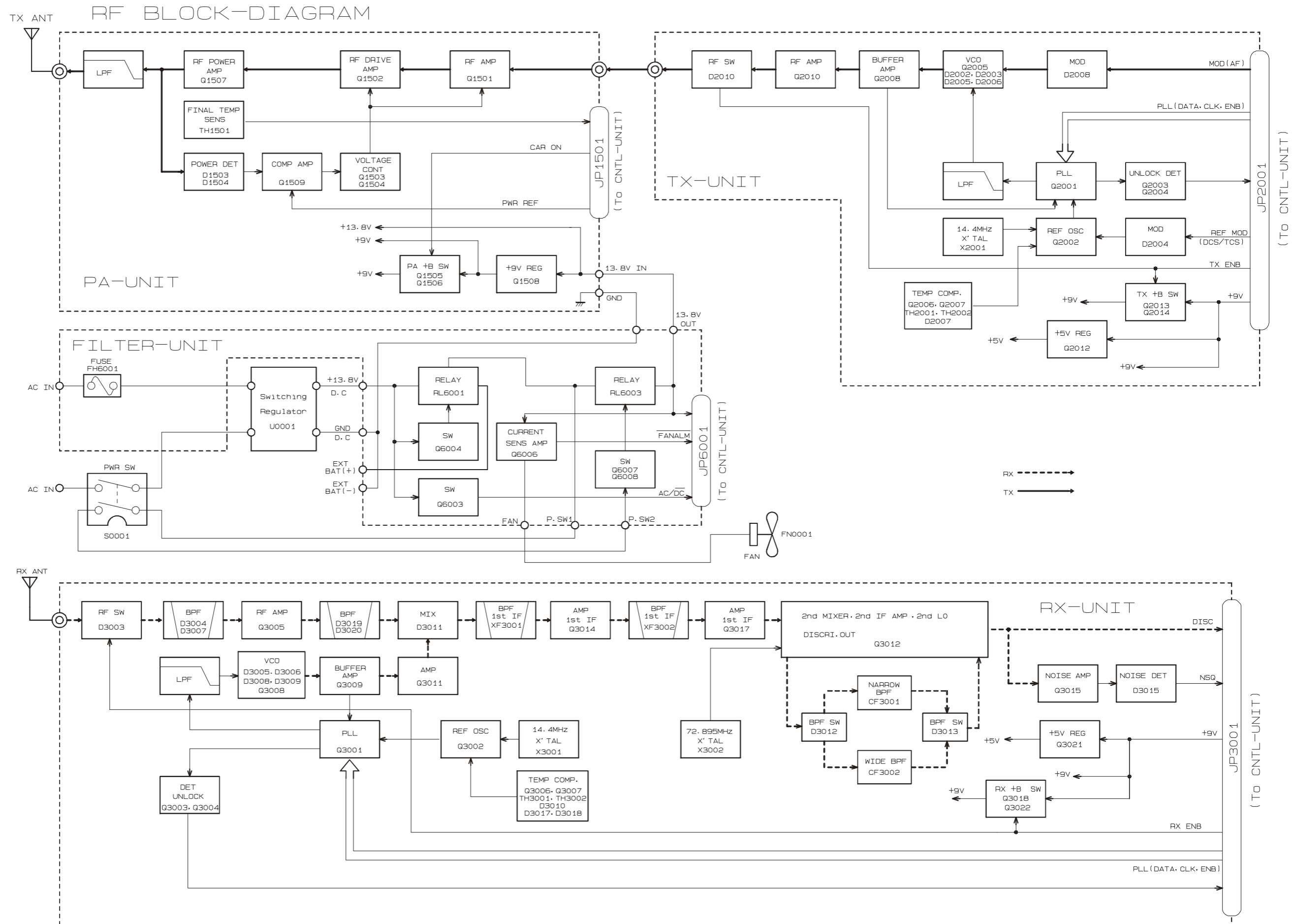
Q7000303: USA (NA), 50 W type
 Q7000391: EIA (CE), 25 W type
 Q7000427: Except USA (NA) and EIA (CE), 50 W type
 POWER SUPPLY ASS'Y



Ref.	VXSTD P/N	Description	Qty.
①	S5000182	SCREW JFS-4S-B1WM	2
②	U00305001	PAN HEAD SCREW M3X5	2
③	U03308002	ASM3X8NI	2
④	U04308001	SEMS SCREW HSM3X8	2
⑤	U04335007	SEMS SCREW HSM3X35B	4
⑥	U10306007	TRUSS HEAD SCREW M3X6B	14
⑦	U20306001	BINDING HEAD SCREW M3X6	3
⑧	U20308001	BINDING HEAD SCREW M3X8	3
⑨	U20308002	BINDING HEAD SCREW M3X8NI	8
⑩	U20406007	BINDING HEAD SCREW M4X6B	4
⑪	U23308001	TAPTITE SCREW M3X8	1
⑫	U24306001	TAPTITE SCREW M3X6	30
⑬	U24308001	TAPTITE SCREW M3X8	20
⑭	U30308001	FLAT HEAD SCREW M3X8	4
⑮	U51416007	HEX SOCKET BOLT M4X16B	2
⑯	U52408002	HEX HEAD BOLT M4X8NI	1
⑰	U70004002	PLAIN WASHER FW4NI	1
⑱	U71004002	SPRING LOCK WASHER SW4NI	1
⑲	U72004002	TOOTHED LOCK WASHER OW4NI	1

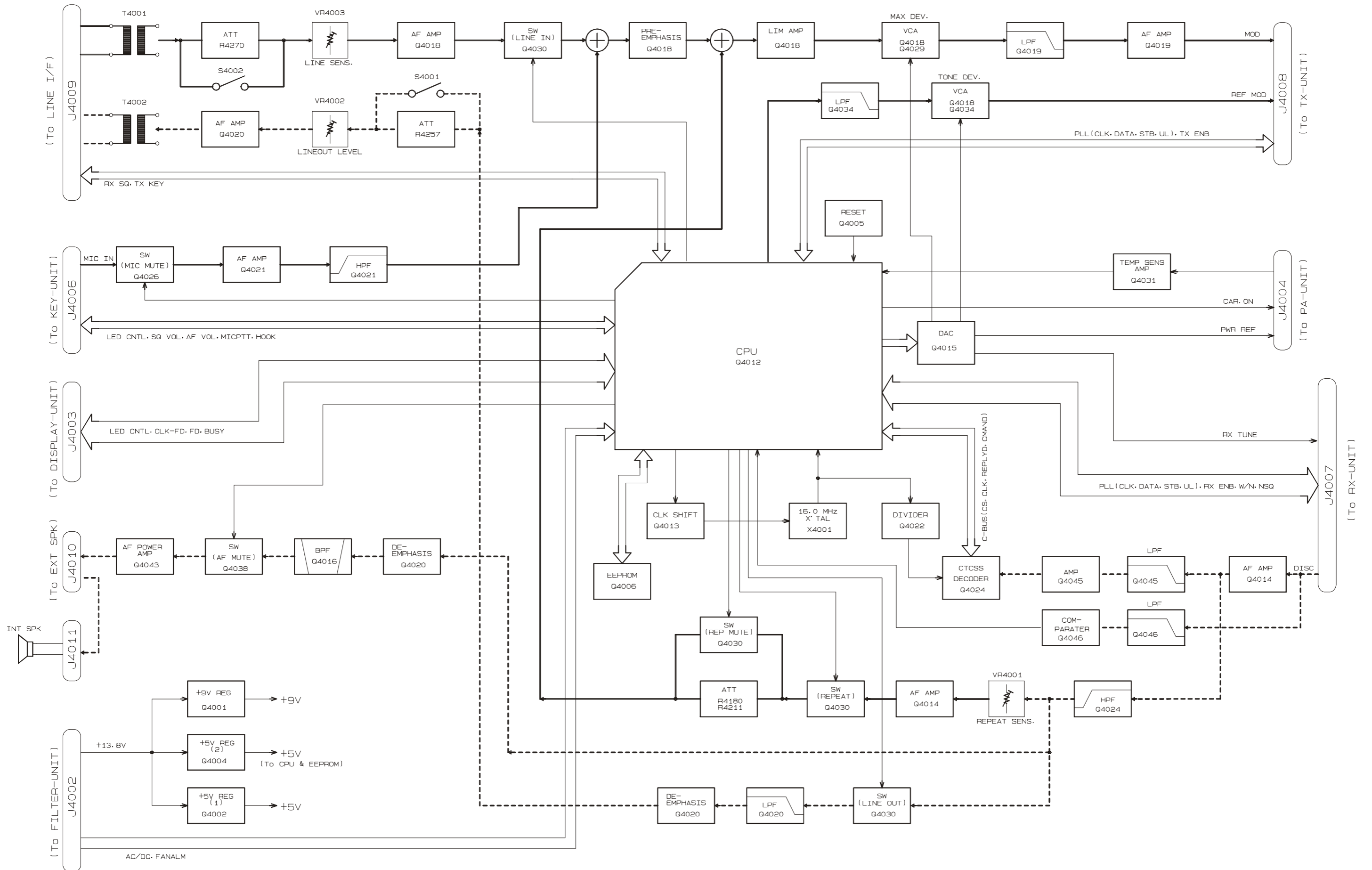
Non-designated parts are available only as part of a designated assembly.





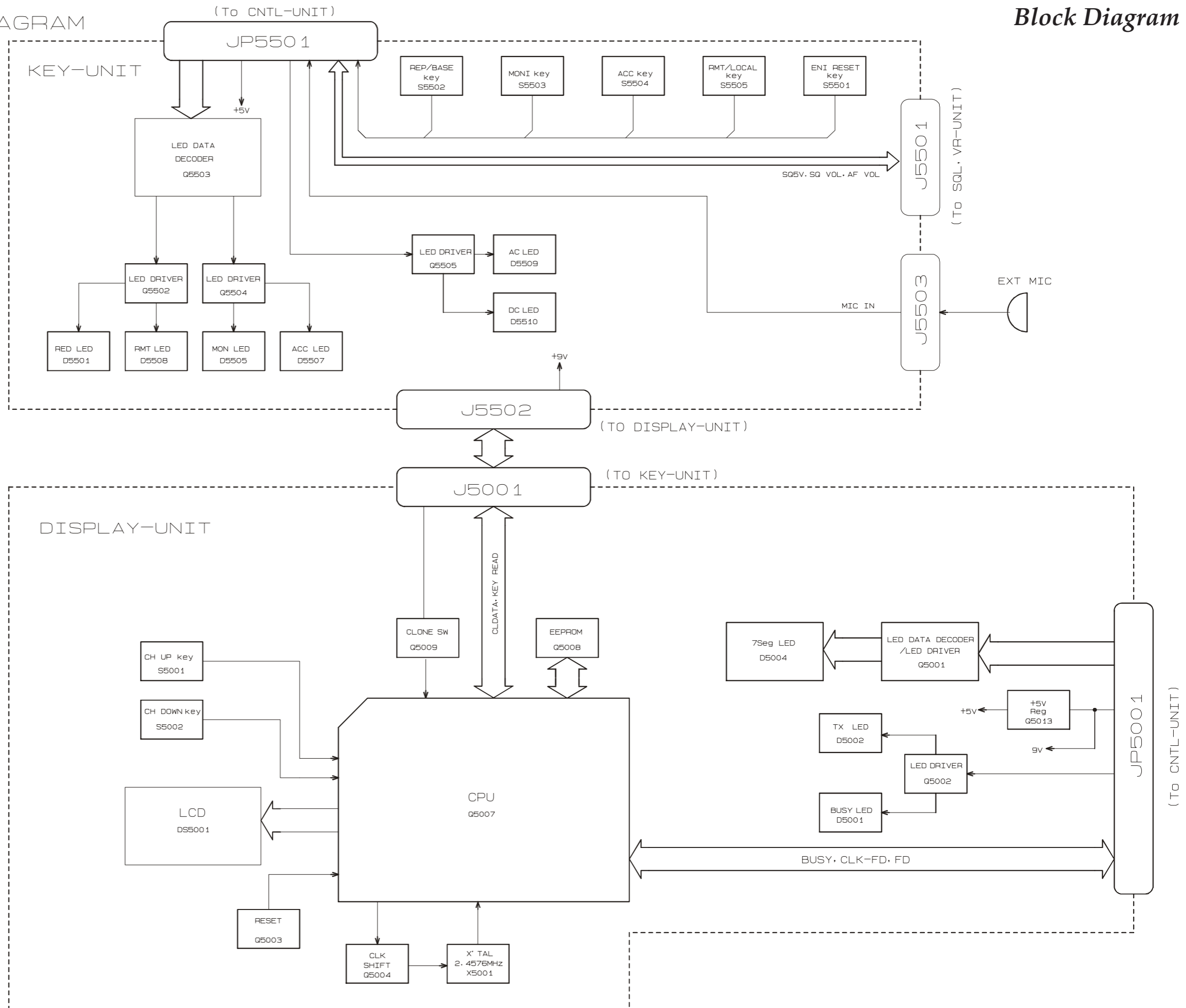
Block Diagram

CNTL BLOCK-DIAGRAM

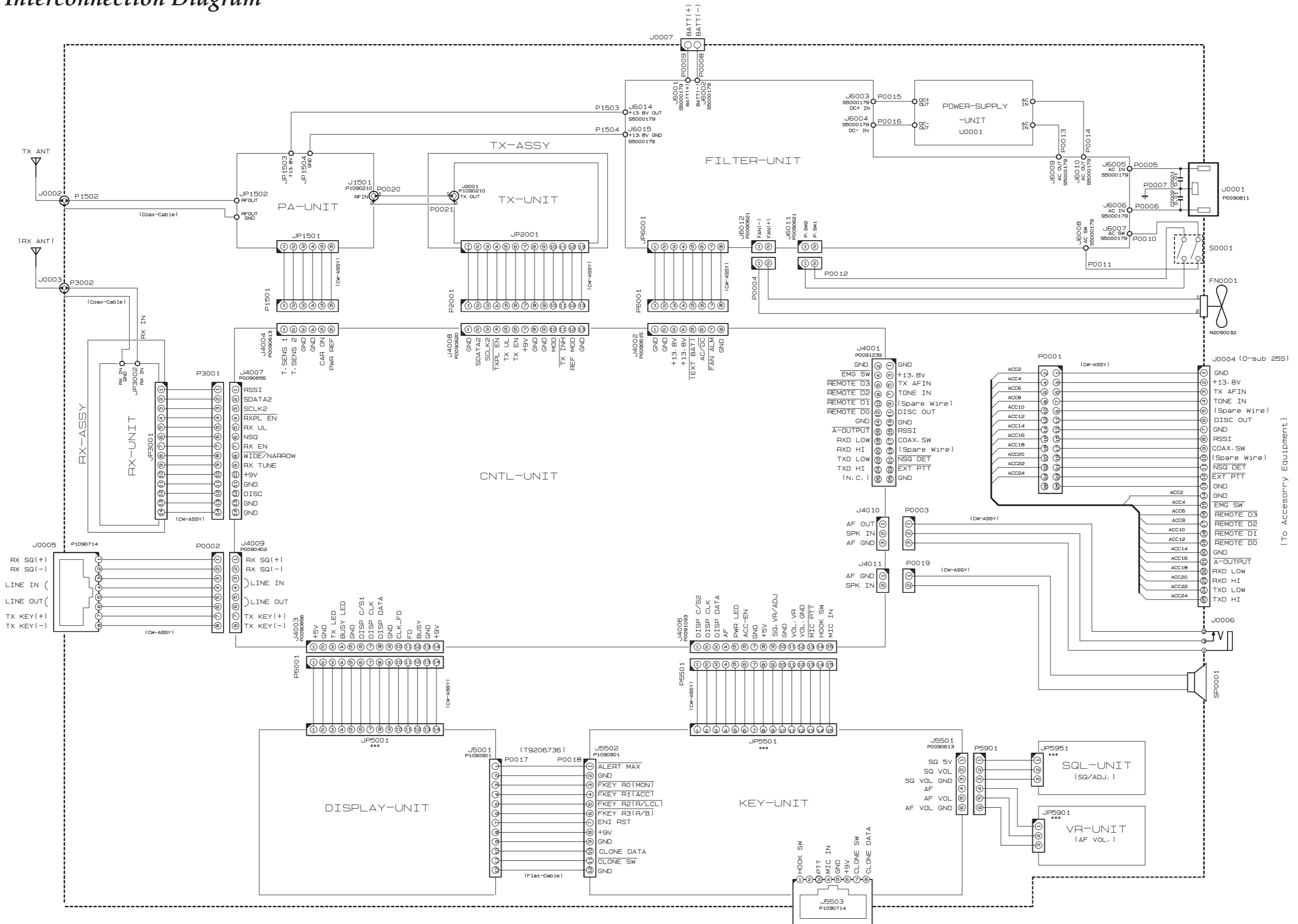


PANEL BLOCK-DIAGRAM

Block Diagram



Interconnection Diagram



Receive Signal Path

Incoming RF from the RX antenna jack is delivered to the RX Unit and passes through the protection diode **D3001 (1SS302)** and a varactor-tuned band pass filter consisting of coils L3002 and L3004, capacitors C3020, C3021, C3024, C3025, and C3029, and diodes **D3004** and **D3007** (both **HVU350**). Signals are then applied to the RF amplifier, **Q3005 (2SC3357)**. The amplified RF signal is applied through a varactor-tuned band pass filter consisting of coils L3010 and L3012, capacitors C3048, C3052, C3053, C3157 and C3158, and diodes **D3019** and **D3020** (both **HVU350**) to the first mixer **D3011 (GN2011-Q)** along with the first local signal from the PLL circuit.

The first local signal is generated between 376.65 MHz and 406.65 MHz by the RX VCO, which consists of FET **Q3008 (2SK508)** and varactor diodes **D3005**, **D3006**, **D3008**, and **D3009 (HVU350)** according to the programmed receiving frequency; the local signal then passes through buffer amplifier **Q3009 (2SC5226)** and first local amplifier **Q3011 (2SC3357)** to the first mixer **D3011**.

The 73.35 MHz first IF signal is applied to monolithic crystal filters **XF3001** and **XF3002** (both **73S10A**: ± 5.0 kHz B.W.) which strip away unwanted mixer products, and the IF signal is applied to the first IF amplifiers **Q3014** and **Q3017** (both **2SC5226**). The amplified first IF signal is then delivered to the FM IF subsystem IC **Q3012 (TA31136FN)**, which contains the second mixer, second local oscillator, limiter amplifier, noise amplifier, and FM detector.

The second local oscillator signal, generated by the 72.895 MHz crystal **X3002**, produces the 455 kHz second IF signal when mixed with the first IF signal within **Q3012**. The second IF signal passes through ceramic filter **CF3001 (CFWM455G**: ± 4.5 kHz B.W.) or **CF3002 (CFWM455F**: ± 6.0 kHz B.W.) which strips away all but the desired signal, and then passes through the limiter amplifier within **Q3012** to ceramic discriminator **CD3001 (CDB455C7)**, which removes any amplitude variations in the 455 kHz IF signal before detection of speech. The detected audio passes through the low pass filter, consisting of R3066 and C3128, which rejects the 455 kHz IF component, then delivers the audio to pin 12 of JP3001.

The audio signal from the RX Unit is delivered to the CNTL Unit and passes through the audio amplifier **Q4014-3 (NJM2902)** to the active high pass filter section of **Q4024 (FX-805)** which rejects the sub-audible frequency component. The filtered audio signal is delivered to potentiometer **VR4001**, which adjusts the audio sensitivity to compensate for audio level variations, then passes through audio amplifier **Q4014-1 (NJM2902)**, audio

switch **Q4030 (NJU4066B)**, a 20 dB attenuator consisting of R4180 and R4211, and limiter amplifier **Q4018-4 (NJM2902)**, to the electronic volume control **Q4029 (M51132FP)**, where the maximum deviation is set. The audio signal subsequently passes through the 3-section active low pass filter consisting of **Q4019-1/-2/-3 (NJM2902)** and audio amplifier **Q4019-4** to J4008's pin10, providing the repeater transmit audio.

A portion of the audio signal from the active high pass filter section of **Q4024** is de-emphasized by **Q4020-1 (NJM2902)**, providing a flat audio response. The filtered audio then passes through the active band pass filter **Q4016 (NJM2902)** and audio mute gate **Q4036 (DTC323TK)** to audio power amplifier **Q4043 (TDA2003H)**, providing up to 2 Watts of audio power to the 8 Ω loudspeaker.

A portion of the audio signal from the audio amplifier **Q4014-3** passes through the 3-section active low pass filter **Q4045-2/-3/-4** and the low pass filtering section of **Q4024** to separate the CTCSS tones from the received audio signal.

Sub-Audible Signaling (Decoder)

A portion of the audio signal from the audio amplifier **Q4014-3** passes through the 3-section active low pass filter **Q4045-2/-3/-4** and the low pass filtering section of **Q4024** to separate the CTCSS tones from the received audio signal. The CTCSS tones are sent to the CTCSS decoder section of Q4024. When a CTCSS tone is received, the CTCSS information is delivered to pin 20 of the Main CPU **Q4012** from pin 4 and 8 of **Q4024**, which compares the CTCSS tone with the programmed tone.

Another portion of the audio signal amplified by **Q4014-3** passes through the 3-section active low pass filter **Q4046-2/-3/-4** to separate the DCS codes from the received audio signal. The low pass filtered signal passes through the phase detector **Q4046-1** to pin 23 of the Main CPU Q4012. When a DCS code is received, the Main CPU **Q4012** compares the DCS code with the programmed code.

If the received CTCSS tone or DCS code matches the programmed tone or code, pin 39 of the Main CPU **Q4012** goes low, turning on the squelch switch **Q4036 (DTC323TK)** and passing the received audio signal to the audio power amplifier **Q4043**.

Squelch Control

The squelch circuit consists of noise amplifier **Q3015 (2SC4116)** and noise detector **D3015 (MA143)** on the RX Unit, and control circuitry within main microprocessor **Q4012** on the CNTL Unit.

When no carrier is received, noise at the output of the audio detector stage of **Q3012** is amplified by **Q3015 (2SC4116GR)**, and then rectified by **D3015 (MA143)**

Circuit Description

to provide a DC control voltage for the squelch switch. The resulting DC voltage is delivered to pin 6 of JP3001.

The DC voltage from the RX Unit is delivered to the A-D analog input port (pin 31) of the Main CPU **Q4012 (HD64F3337YF16)** on the CNTL Unit, which compares the squelch threshold level to that which is memorized in EEPROM **Q4008 (NM93C86A)** or set by the front panel **SQL** control.

RX PLL and VCO Circuits

The receiver's PLL circuitry consists of PLL subsystem IC **Q3001 (MB15A02PFV1)** on the RX Unit, which contains a reference oscillator/divider, serial-to-parallel data latch, programmable divider, phase comparator and a swallow counter. Stability is obtained by a regulated 5 VDC supply via **Q3021 (NJM78L05UA)** and temperature compensated 14.4 MHz crystal oscillator **X3001** via thermistor **TH3001** and **TH3002**.

The RX VCO, consisting of FET **Q3008** and varactor diodes **D3005**, **D3006**, **D3008**, and **D3009**, oscillates between 376.65 MHz and 406.65 MHz according to the programmed receiving frequency. The RX VCO output passes through buffer amplifier **Q3009** and first local amplifier **Q3011** to the first mixer **D3011**, as described previously. A portion of the RX VCO output is applied to the prescaler/swallow counter section in the PLL IC, **Q3001**. There the RX VCO signal is divided by 64 or 65, according to a control signal from the Main CPU **Q4012** on the CNTL Unit, before being applied to the programmable divider section of the PLL IC **Q3001**.

The data latch section of the PLL IC **Q3001** also receives serial dividing data from the Main CPU **Q4012**, which causes the pre-divided RX VCO signal to be further divided by 75,330 ~ 81,330 (or 60,264 ~ 65,064) in the programmable divider section in the PLL IC **Q3001**, depending upon the desired receive frequency, so as to produce a 5 kHz (or 6.25 kHz) derivative of the current RX VCO frequency. Meanwhile, the reference divider section of the PLL IC **Q3001** divides the 14.4 MHz crystal reference from the reference oscillator **X3001** and **Q3002 (2SC4116GR)** by 2880 (or 2304) to produce the 5 kHz (or 6.25 kHz) loop reference.

The 5 kHz or 6.25 kHz signal from the programmable divider (derived from the RX VCO) and that derived from the crystal are applied to the phase detector section of the PLL IC **Q3001**, which produces a pulsed output with pulse duration depending on the phase difference between the

input signals. This pulse train is then converted to DC, low pass filtered, then fed back to the RX VCO varactor diodes **D3005**, **D3006**, **D3008**, and **D3009**.

Changes in the DC voltage applied to the varactor diodes **D3005**, **D3006**, **D3008**, and **D3009** affect the reactance in the tank circuit RX VCO **Q3008**, changing the oscillating frequency according to the phase difference between the signals derived from the RX VCO and the crystal reference oscillator. The RX VCO is thus phase-locked to the reference frequency standard.

Transmit Signal Path

The speech audio from the CNTL Unit is applied to the varactor diode **D2008 (HVU350)**, which frequency modulates the TX VCO from the unmodulated carrier at the transmit frequency. The modulated transmit signal is buffered by **Q2008 (2SC5226)**, then passes through the RF amplifier **Q2010 (2SC3357)** and RF diode switch **D2010 (RN739F)** to the PA Unit.

The transmit signal is applied to the RF amplifier **Q1501 (2SC3357)** and RF power module IC **Q1502 (PF0342A)**, then finally amplified by power amplifier **Q1507 (2SC3102)** up to 50 Watts. Harmonic and spurious radiation in the final output is suppressed by a low pass filter consisting of coils L1508 ~ L1511, plus capacitors C1548, C1555, C1557, C1561, C1567, and C1566 on the PA Unit, before delivery to the TX antenna jack.

TX PLL and VCO Circuits

The Transmitter's PLL circuitry consists of PLL subsystem IC **Q2001 (MB15A02PFV1)** on the RX Unit, which contains a reference oscillator/divider, serial-to-parallel data latch, programmable divider, phase comparator and a swallow counter. Stability is obtained by a regulated 5 VDC supply via **Q2012 (NJM78L05UA)** and temperature compensated 14.4 MHz crystal oscillator **X2001** via thermistor **TH2001**, **TH2002** and **TH2003**.

The TX VCO, consisting of FET **Q2005 (2SK508)** and varactor diodes **D2002**, **D2003**, **D2005** and **D2006**, oscillates between 450 MHz and 480 MHz according to the programmed transmit frequency. The theory of opera-

Circuit Description

tion of the remainder of the PLL circuitry is similar to that of the RX PLL circuit; however, dividing data from the Main CPU **Q4012** on the CNTL Unit is such that the VCO frequency is the actual transmit frequency.

APC (Automatic Power Control)

RF power output from the final amplifier **Q1507** is sampled by C1550/C1559 and is then rectified by **D1503/D1504** (both **1SS319**). The resulting DC voltage is applied to the comparator **Q1509 (TA75S01F)**, where the voltage is compared with a reference voltage from the Main CPU **Q4012** on the CNTL Unit, to produce a control voltage for the Automatic Power Controller **Q1503 (2SB1122S)** and **Q1504 (2SC4116GR)**, which regulates supply voltage to the RF power module IC **Q1502**, so as to maintain stable high (or low) output power under varying antenna loading conditions.

CONTROL (CNTL) Unit

The CNTL Unit consists of 8-bit CPU **Q4012 (HD64F3337YF16)**, EEPROM **Q4008 (NM93C86A)**, RX and TX speech audio circuits, and various analog switches for the CPU and repeater interconnections.

Microprocessor operational code is stored in **Q4008**, while channel data and repeater configuration information is programmed from an external PC connected to the front panel's **MIC** jack via a VPL-1 programming cable.

The output from the Main CPU **Q4012**, contains serial control data used for REPEATER/BASE mode control, as well as TX and RX PLL data. Crystal **X4001** oscillates

at 16 MHz, and provides stable clock timing for the Main CPU. When the repeater is powered on, the voltage at pin 8 of **Q4012** becomes stable, and the output of voltage detector IC **Q4005 (RH5VL45AA)**, which is tied to **Q4012** (pin 1-RST) becomes high, resetting the Main CPU.

Base Operation (Tx, Line-Input Audio)

Line input from J4009 (pins 3 and 4) is impedance matched by transformer T4001, then passes through the audio amplifier **Q4018-2 (NJM2902)** and audio switch **Q4030 (NJU4066B)** to the pre-emphasis network at **Q4018-1**, where the signal is processed in the same manner as previously described. The line level can be attenuated by switch S4002, and line sensitivity can be adjusted to -10 dBm by potentiometer VR4003 to compensate for audio line level variations.

Base Operation (Tx, Mic-Input Audio)

Microphone input is delivered past the MIC MUTE switch **Q4026 (DTC323TK)**, then passes through the audio amplifier and active high pass filter at **Q4021-2/-3/-4 (NJM2902)** to the pre-emphasis network at **Q4018-1**, where the signal is processed in the same manner as previously described.

Alignment

The VXR-7000 is carefully aligned at the factory for the specified performance across the entire operating frequency range. Realignment should therefore not be necessary except in the event of a component failure. All component replacement and service should be performed only by an authorized Vertex Standard representative, or the warranty policy may be void.

The following procedures cover the sometimes critical and tedious adjustments that are not normally required once the repeater has left the factory. However, if damage occurs and some parts subsequently are placed, realignment may be required. If a sudden problem occurs during normal operation, it is likely due to component failure; realignment should not be done until after the faulty component has been replaced.

We recommend that servicing be performed only by authorized Vertex Standard service technicians who are experienced with the circuitry and fully equipped for repair and alignment. Therefore, if a fault is suspected, contact the dealer from whom the repeater was purchased for instructions regarding repair. Authorized Vertex Standard service technicians realign all circuits and make complete performance checks to ensure compliance with factory specifications after replacing any faulty components.

Those who do undertake any of the following alignments are cautioned to proceed at their own risk. Problems caused by unauthorized attempts at realignment are not covered by the warranty policy. Also, Vertex Standard reserves the right to change circuits and alignment procedures in the interest of improved performance, without notifying owners.

Under no circumstances should any alignment be attempted unless the normal function and operation of the repeater are clearly understood, the cause of the malfunction has been clearly pinpointed and any faulty components replaced, and realignment determined to be absolutely necessary.

The following test equipment (and thorough familiarity with its correct use) is necessary for complete realignment. Correction of problems caused by misalignment resulting from use of improper test equipment is not covered under the warranty policy. While most steps do not require all of the equipment listed, the interactions of some adjustments may require that more complex adjustments be performed afterwards.

Do not attempt to perform only a single step unless it is clearly isolated electrically from all other steps. Have all test equipment ready before beginning, and follow all of the steps in a section in the order presented.

Required Test Equipment

- RF Signal Generator with calibrated output level at 1,000 MHz
- Deviation Meter (linear detector)
- In-line Wattmeter with 5% accuracy at 1,000 MHz
- 50 Ω RF Dummy Load with power rating 100W at 1,000MHz
- 4 Ω AF Dummy Load
- Frequency Counter with 0.2ppm accuracy at 1,000MHz
- AF Signal Generator
- AC Voltmeter
- DC Voltmeter: High input impedance
- VHF Sampling Coupler
- SINAD Meter
- IBM PC/compatible Computer with Microsoft® Windows® XP or later operating system
- Vertex Standard FIF-10A (or FIF-12) + CT-104A USB Programming Interface and CE27 Channel/Alignment Program

Alignment Preparation & Precautions

A 50 Ω RF Dummy Load and in-line wattmeter must be connected to the TX antenna jack in all procedures that call for transmission, except where specified otherwise. Correct alignment is not possible with an antenna.

After completing one step, read the following step to determine whether the same test equipment will be required. If not, remove the test equipment (except dummy load and wattmeter, in connected) before proceeding.

Correct alignment requires that the ambient temperature be the same as that of the repeater and test equipment, and that this temperature be held constant between 68° ~ 86 °F (20° ~ 30 °C). When the repeater is brought into the shop from hot or cold air, it should be allowed time to come to room temperature before alignment.

Whenever possible, alignments should be made with oscillator shields and circuit boards firmly affixed in place. Also, the test equipment must be thoroughly warmed up before beginning.

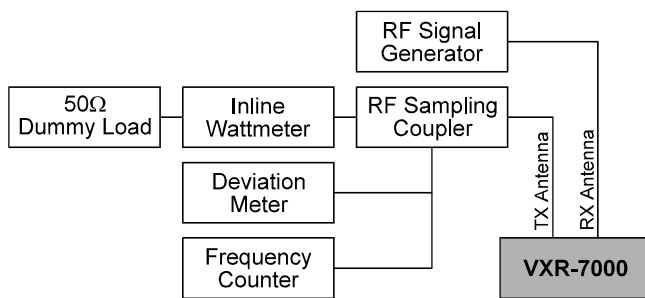
Note: Signal levels in dB referred to in the alignment procedure are based on $0dB\mu = 0.5\mu V$. (closed circuit)

Set up the test equipment as shown below, and apply AC power to the repeater.

The repeater must be programmed for use in the intended system before alignment is attempted. The frequency and other parameters are loaded from the file during the alignment process.

In order to facilitate alignment over the complete switching range of the equipment it is recommended that the channel data first be uploaded and then stored to disk. Channels at the upper, lower and middle band edges should then be downloaded. The original data can be replaced at the end of the alignment process.

Channel	Frequency (MHz)		
	Ver. D	Ver. A	Ver. BS1
Low band edge	450.000	400.000	420.000
Center	465.000	415.000	435.000
High band edge	480.000	430.000	450.000



Alignment Setup

Transmitter

Press the **BASE/REPEATER** switch on the front panel of the repeater so as to set it to the “**BASE**” mode if the **REPEATER** LED is on. You should see the **REPEATER** LED turn off, indicating that the repeater is now in the “**BASE**” mode.

PLL VCV (Varactor Control Voltage) Check

- Connect the DC voltmeter between the VCV check point (on the TX Unit) and chassis ground.
- Select the Low band edge channel, then key the repeater. Confirm that the DC voltmeter reading is 0.6 ~ 1.5 VDC (TYP D) or 1.5 ± 0.3 VDC (TYP A) or 1.2 ~ 1.8 VDC (TYP BS1).
- Select the High band edge channel, then key the repeater. Confirm that the DC voltmeter reading is 3.8 ~ 4.5 VDC (TYP D) or 3.6 ± 0.4 VDC (TYP A) or 3.2 ~ 4.0 VDC (TYP BS1).

PLL Reference Frequency Adjustment

- Select the Center channel, then key the repeater.
- Adjust **TC2001** (on the TX unit), if necessary, so that the frequency counter reading is within ± 100 Hz of the programmed Center channel frequency.

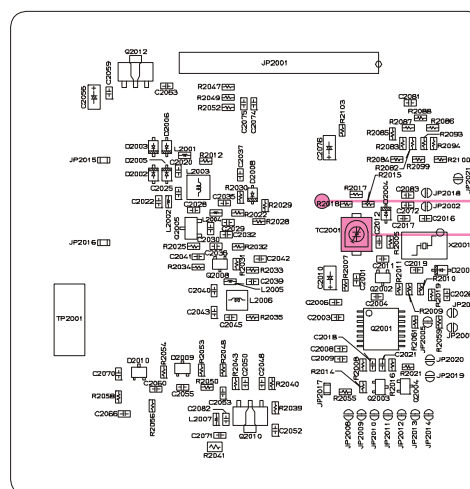
Transmitter parameters (excluding PLL)

- The following transmitter parameters can be adjusted from the computer by utilizing the CE27 Channel/Alignment Program. Refer to the onboard help of the CE27 Channel/Alignment Program for details.

TX Parameters

TX Power Level (High)	0 (00h) ~ 255 (FFh)
TX Power Level (Low)	0 (00h) ~ 255 (FFh)
Maximum Deviation	0 (00h) ~ 255 (FFh)
CTCSS Deviation	0 (00h) ~ 255 (FFh)
DCS Deviation	0 (00h) ~ 255 (FFh)

Data



TX Unit Alignment Points

Alignment

Receiver

PLL VCV (Varactor Control Voltage) Check

- ❑ Connect the DC voltmeter between the VCV check point (on the RX Unit) and chassis ground.
- ❑ Select the Low band edge channel, and confirm that the DC voltmeter reading is 1.6 ± 0.3 VDC (TYP D) or 1.3 ± 0.3 VDC (TYP A) or $1.0 \sim 1.9$ VDC (TYP BS1).
- ❑ Select the High band edge channel, and confirm that the DC voltmeter reading is 4.5 ± 0.5 VDC (TYP D) or 4.3 ± 0.5 VDC (TYP A) or $3.3 \sim 4.8$ VDC (TYP BS1).

PLL Reference Frequency Adjustment

- ❑ Connect the Frequency counter to **J3001** on the RX Unit.
- ❑ Select the Center channel, adjust **TC3001** (on the RX Unit), if necessary, so that the frequency counter reading is within ± 100 Hz of the programmed Center channel frequency.

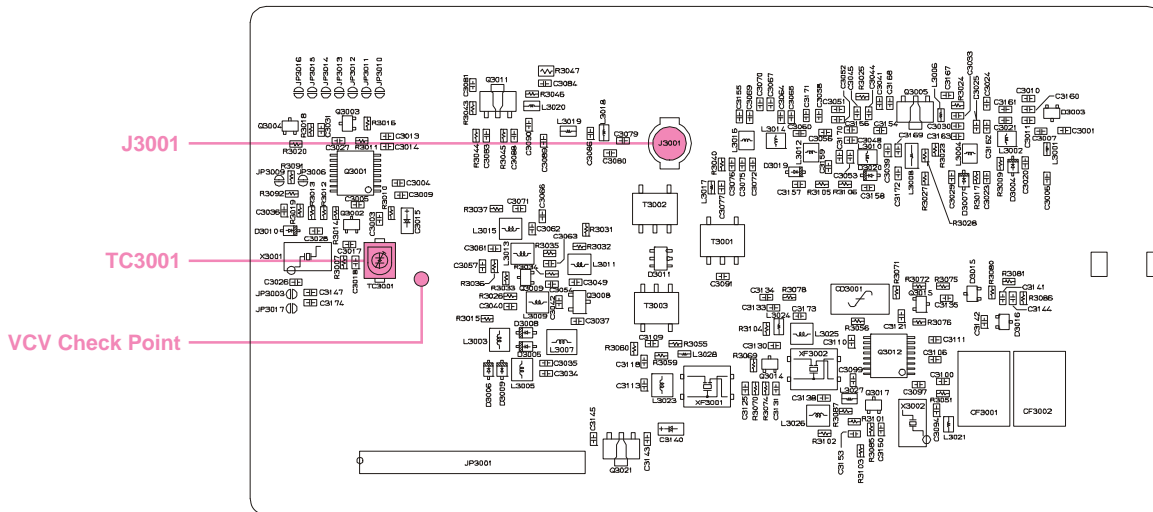
Receiver parameters (excluding PLL)

- ❑ The following receiver parameters can be adjusted from the computer by utilizing the CE27 Channel/Alignment Program. Refer to the onboard help of the CE27 Channel/Alignment Program for details.

RX Parameters

Data

Squelch Threshold Level	0 (00h) ~ 255 (FFh)
Squelch W/N Level	0 (00h) ~ 255 (FFh)
RSSI Threshold Level	0 (00h) ~ 255 (FFh)
RX Tune Level	0 (00h) ~ 255 (FFh)



RX Unit Alignment Points

Repeater Mode

Deviation Adjustment

- ❑ First ensure that the “**DUPLEX**” mode of operation is enabled via CE27 Channel/Alignment Program.
- ❑ Set the **BASE/REPEATER** switch on the front panel of the repeater to the “**REPEATER**” mode (the **REPEATER** LED will turn on).
- ❑ Inject a signal on the Center channel frequency at a level of 40 dBμ (1 kHz tone @ ±3 kHz deviation) from the RF Signal Generator into the **RX** antenna jack, and adjust **VR4001** (on the CNTL Unit) so that the deviation meter reading (TX deviation) is ±3.0 kHz (±0.1 kHz) deviation.

Base Mode

Alignment Setup

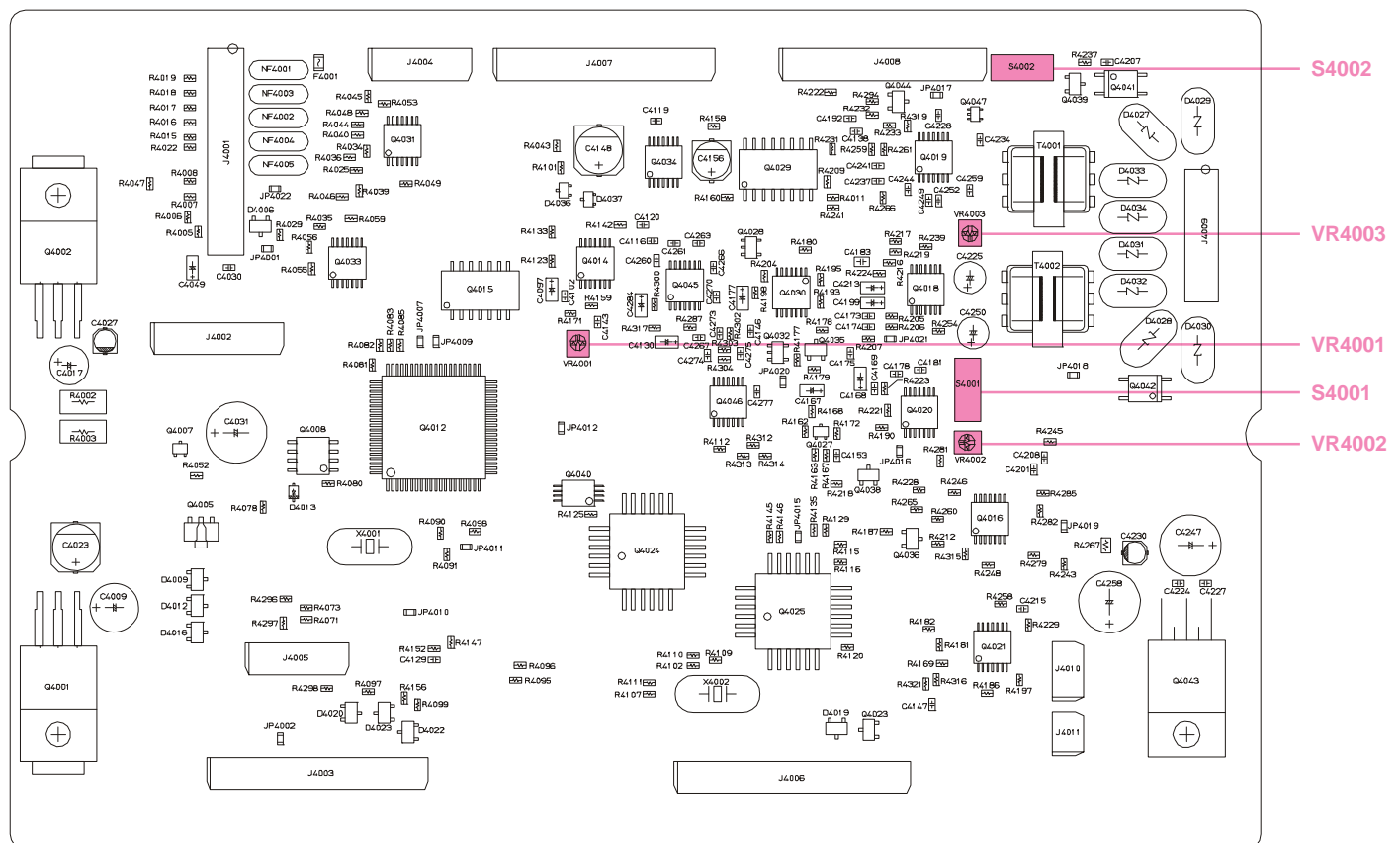
- ❑ Set the **BASE** switch on the front panel of the repeater to the “**BASE**” mode (the **REPEATER** LED will turn off).
- ❑ Press the **LOCAL/REMOTE** switch on the front panel of the repeater to the “**REMOTE**” mode (the **REMOTE** LED will turn on).
- ❑ Set **S4001** and **S4002** on the CNTL Unit to the “0 (off)” position and “1 (on)” position respectively, then select the Center channel.

Audio Level Adjustment (LINE OUT Level)

- ❑ Inject a signal on the Center channel frequency at a level of -73 dBm (1 kHz tone @ ±3.0 kHz deviation) from the RF Signal Generator into the **RX** antenna jack, and adjust **VR4002** (on the CNTL Unit) so that the “Line Out” audio level (**LINE** jack pins 5 and 6) is -10 dBm (±0.1 dBm).

Deviation Adjustment (LINE IN Level)

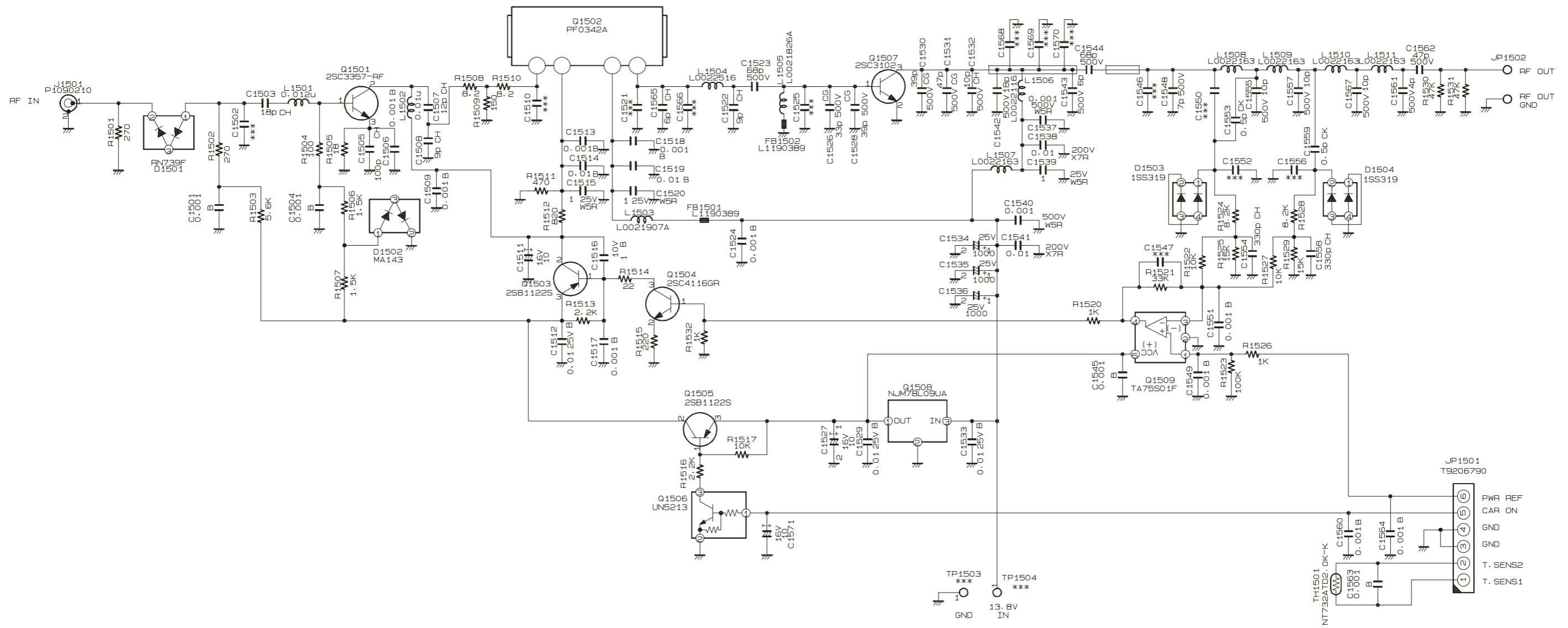
- ❑ Connect the AF generator to **LINE** jack pins 3 and 4, and the AF generator output level to -10 dBm, at a frequency of 1 kHz.
- ❑ Key the repeater, and adjust **VR4003** (on the CNTL Unit) so that the deviation meter reading (TX deviation) is 3.0 kHz (±0.1 kHz) deviation.



CNTL Unit Alignment Points

Note:

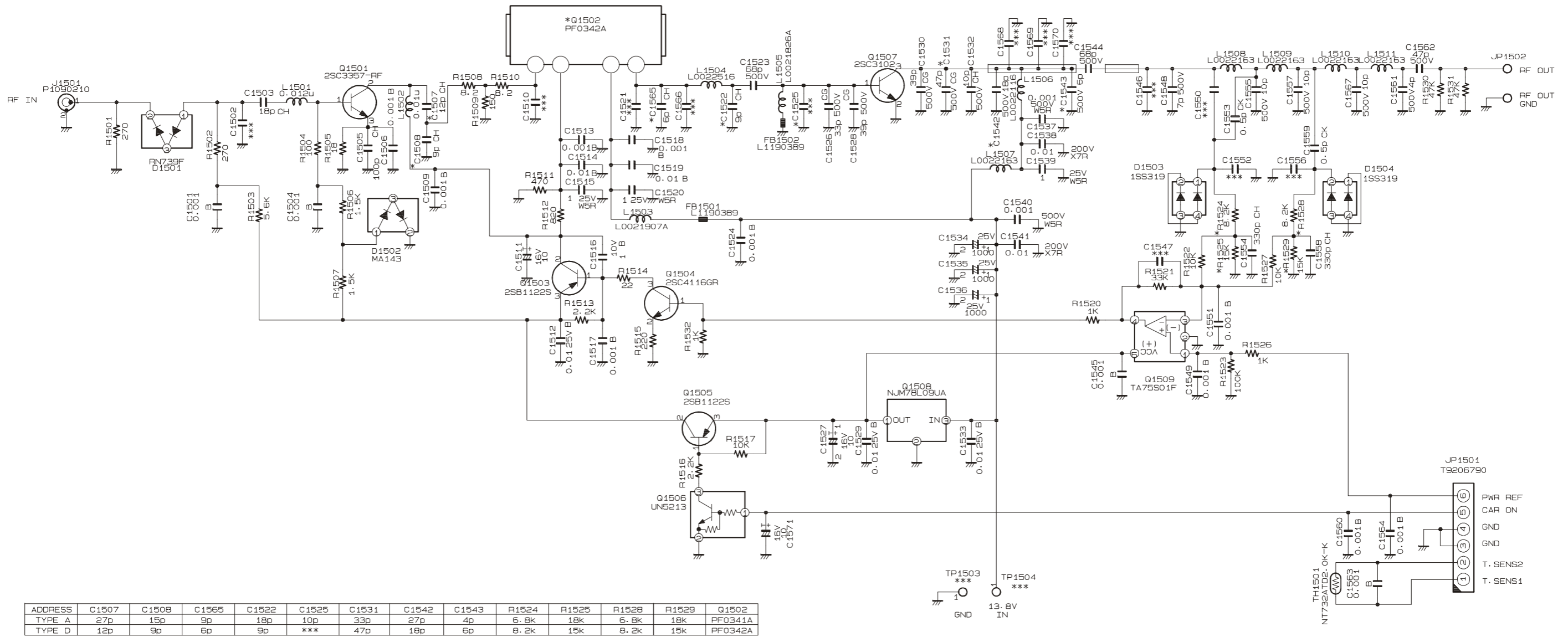
Circuit Diagram (Lot. 1-17)



NOTE:
 RESISTOR VALUES ARE IN Ω, 1/16W;
 CAPACITOR VALUES ARE IN μF, 50V;
 (T) CAPACITOR VALUES ARE TANTALUM;
 ELECTROLYTIC CAPACITORS ARE IN μF, 16V;
 INDUCTOR VALUES ARE IN H;
 COIL VALUES ARE IN H;
 UNLESS OTHERWISE NOTED.

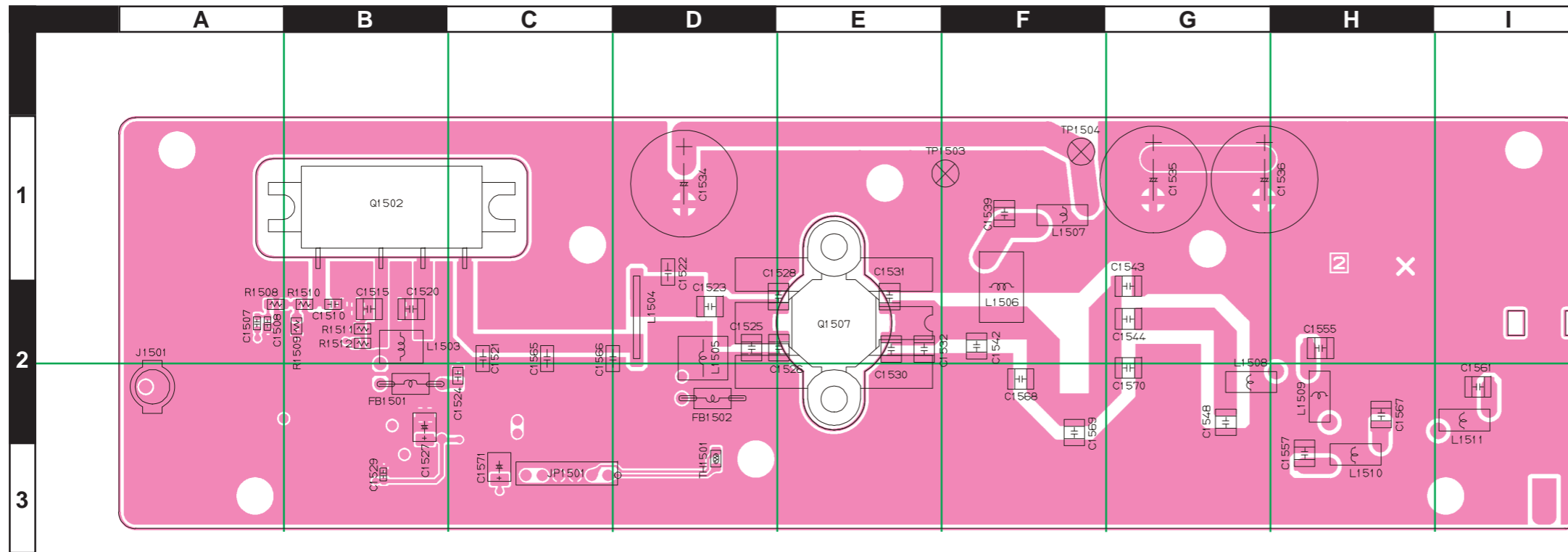
PA Unit (Lot. 1-61: Replaced by PA-2 Unit)

Circuit Diagram (Lot. 18-61)

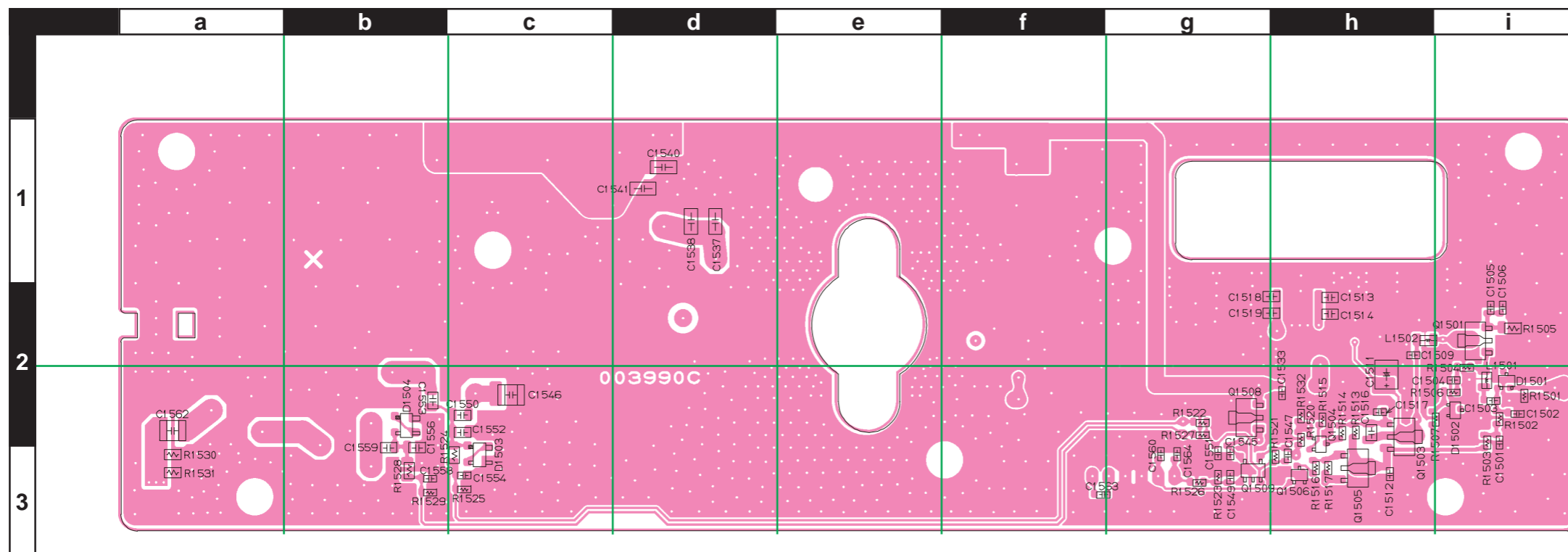


NOTE:
 RESISTOR VALUES ARE IN Ω, 1/16W ;
 CAPACITOR VALUES ARE IN pF, 50V ;
 (T) CAPACITOR VALUES ARE TANTALUM ;
 ELECTROLYTIC CAPACITORS ARE IN μF, 16V ;
 INDUCTOR VALUES ARE IN H ;
 COIL VALUES ARE IN H ;
 UNLESS OTHERWISE NOTED.

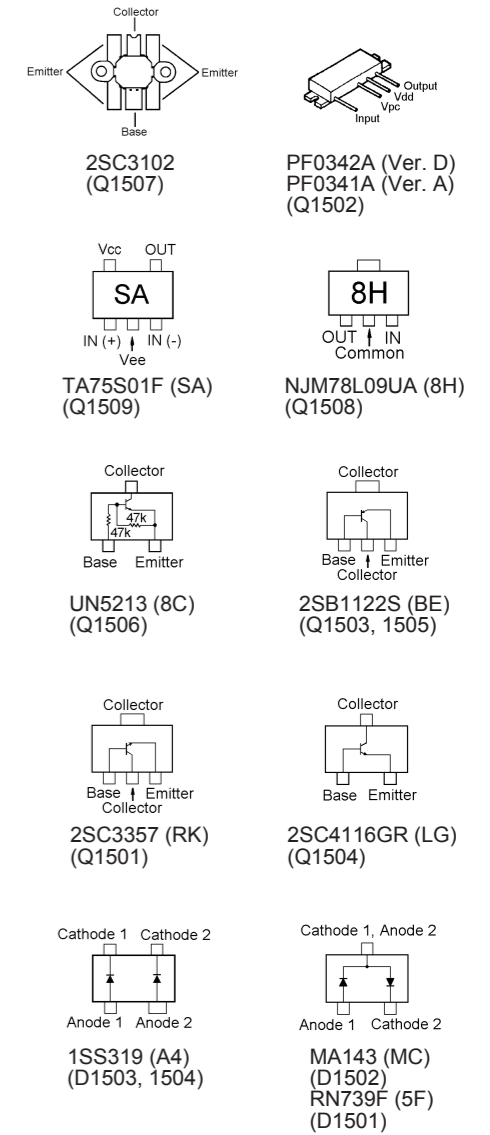
Parts Layout



Side A



Side B



PA Unit (Lot. 1-61: Replaced by PA-2 Unit)

Note

PA Unit (Lot. 1-61: Replaced by PA-2 Unit)

Parts List

REF.	DESCRIPTION	VALUE	V/W	TOL.	MFR'S DESIG	VXSTD P/N	VERS.	LOT.	SIDE	LAYADR
PCB with Components						Not Supply				
C 1501	CHIP CAP.	0.001uF	50V	B	GRM188B11H102KA01D	K22174821		1-	B	i2
C 1503	CHIP CAP.	18pF	50V	CH	GRM1882C1H180JA01D	K22174217		1-	B	i2
C 1504	CHIP CAP.	0.001uF	50V	B	GRM188B11H102KA01D	K22174821		1-	B	i2
C 1505	CHIP CAP.	100pF	50V	CH	GRM1882C1H101JA01D	K22174235		1-	B	i2
C 1506	CHIP CAP.	0.001uF	50V	B	GRM188B11H102KA01D	K22174821		1-	B	i2
C 1507	CHIP CAP.	12pF	50V	CH	GRM1882C1H120JA01D	K22174213		1-17	A	A2
C 1507	CHIP CAP.	27pF	50V	CH	GRM1882C1H270JA01D	K22174221	VERS. A	18-	A	A2
C 1507	CHIP CAP.	12pF	50V	CH	GRM1882C1H120JA01D	K22174213	VERS. D	18-	A	A2
C 1508	CHIP CAP.	9pF	50V	CH	GRM1882C1H9R0DZ01D	K22174210		1-17	A	A2
C 1508	CHIP CAP.	15pF	50V	CH	GRM1882C1H150JA01D	K22174215	VERS. A	18-	A	A2
C 1508	CHIP CAP.	9pF	50V	CH	GRM1882C1H9R0DZ01D	K22174210	VERS. D	18-	A	A2
C 1509	CHIP CAP.	0.001uF	50V	B	GRM188B11H102KA01D	K22174821		1-18	B	h2
C 1509	CHIP CAP.	0.001uF	50V	B	GRM188B11H102KA01D	K22174821	VERS. A	19-	B	h2
C 1509	CHIP CAP.	0.001uF	50V	B	GRM188B11H102KA01D	K22174821	VERS. D, Ex. EIA (CE)	19-	B	h2
C 1509	CHIP CAP.	0.01uF	25V	B	GRM39B103M25PT	K22144802	VERS. D, EIA (CE)	19-	B	h2
C 1511	CHIP TA.CAP.	10uF	16V		TEESVB21C106M8R	K78120025		1-	B	h2
C 1512	CHIP CAP.	0.01uF	25V	B	GRM39B103M25PT	K22144802		1-	B	h3
C 1513	CHIP CAP.	0.001uF	50V	B	GRM216B11H102KA01D	K22170805		1-	B	h2
C 1514	CHIP CAP.	0.01uF	50V	B	GRM216B11H103KA01D	K22170817		1-	B	h2
C 1515	CHIP CAP.	1uF	25V	W5R	CM32W5R105K25AT	K22145801		1-17	A	B2
C 1515	CHIP CAP.	1uF	50V	B	GRM32RB11H105KA01L	K22175801		18-	A	B2
C 1516	CHIP CAP.	1uF	10V	B	GRM21BB11A105KA01L	K22100802		1-	B	h2
C 1517	CHIP CAP.	0.001uF	50V	B	GRM188B11H102KA01D	K22174821		1-	B	h2
C 1518	CHIP CAP.	0.001uF	50V	B	GRM216B11H102KA01D	K22170805		1-	B	g2
C 1519	CHIP CAP.	0.01uF	50V	B	GRM216B11H103KA01D	K22170817		1-	B	g2
C 1520	CHIP CAP.	1uF	25V	W5R	CM32W5R105K25AT	K22145801		1-17	A	B2
C 1520	CHIP CAP.	1uF	50V	B	GRM32RB11H105KA01L	K22175801		18-	A	B2
C 1522	CHIP CAP.	9pF	500V	CH	GRM42-6CH090D500PT	K22271212		1-17	A	D1
C 1522	CHIP CAP.	18pF	500V	CH	GRM42-6CH180J500PT	K22271219	VERS. A	18	A	D1
C 1522	CHIP CAP.	22pF	500V	CH	GRM42-6CH220J500PT	K22271221	VERS. A	19-	A	D1
C 1522	CHIP CAP.	9pF	500V	CH	GRM42-6CH090D500PT	K22271212	VERS. D	18-	A	D1
C 1523	FILM CAP.	68pF	500V		UC232H0680J-T	K33279030		1-	A	D2
C 1524	CHIP CAP.	0.001uF	50V	B	GRM216B11H102KA01D	K22170805		1-	A	C2
C 1525	CHIP CAP.	10pF	500V	CH	ERE22X6C2H100JD01L	K22273217	VERS. A	18	A	D2
C 1525	CHIP CAP.	22pF	500V	CH	ERF22X6C2H220JD01L	K22273209	VERS. A	19-30	A	D2
C 1525	CHIP CAP.	22pF	500V	CH	ERF22X6C2H220JD01L	K22273209	VERS. A, Ex. EIA (CE)	31-	A	D2
C 1525	FILM CAP.	12pF	500V		UC232H0120J-T	K33279020	VERS. A, EIA (CE)	31-	A	D2
C 1526	CHIP CAP.	33pF	500V		C17CG330K4TXLT	K22273235		1-	A	E2
C 1527	CHIP TA.CAP.	10uF	16V		TEESVB21C106M8R	K78120025		1-	A	B2
C 1528	CHIP CAP.	39pF	500V	CG	C17CG390K4TXLT	K22273236		1-	A	E2
C 1529	CHIP CAP.	0.01uF	25V	B	GRM39B103M25PT	K22144802		1-	A	B3
C 1530	CHIP CAP.	39pF	500V	CG	C17CG390K4TXLT	K22273236		1-	A	E2
C 1531	CHIP CAP.	47pF	500V	CG	C17CG470J4TXLT	K22273240		1-17	A	E2
C 1531	CHIP CAP.	33pF	500V	CG	C17CG330K4TXLT	K22273235	VERS. A	18-	A	E2
C 1531	CHIP CAP.	47pF	500V	CG	C17CG470J4TXLT	K22273240	VERS. D	18	A	E2
C 1531	CHIP CAP.	47pF	500V	CG	ATC700B470KW500XT	K22273242	VERS. D, Ex. EIA (CE)	19-	A	E2
C 1531	CHIP CAP.	33pF	500V	CG	C17CG330K4TXLT	K22273235	VERS. D, EIA (CE)	19-	A	E2
C 1532	CHIP CAP.	10pF	500V	CH	ERE22X6C2H100JD01L	K22273217		1-18	A	E2
C 1532	CHIP CAP.	10pF	500V	CH	ERE22X6C2H100JD01L	K22273217	VERS. D	19-	A	E2
C 1532	CHIP CAP.	10pF	500V	CH	ERE22X6C2H100JD01L	K22273217	VERS. D, Ex. EIA (CE)	19-	A	E2
C 1532	FILM CAP.	12pF	500V		UC232H0120J-T	K33279020	VERS. D, EIA (CE)	19-	A	E2
C 1533	CHIP CAP.	0.01uF	25V	B	GRM39B103M25PT	K22144802		1-	B	h2
C 1534	AL.ELECTRO.CAP.	1000uF	25V		RJ3-25V102MI5#	K40149041		1-	A	D1
C 1535	AL.ELECTRO.CAP.	1000uF	25V		RJ3-25V102MI5#	K40149041		1-	A	G1
C 1536	AL.ELECTRO.CAP.	1000uF	25V		RJ3-25V102MI5#	K40149041		1-	A	G1
C 1537	CHIP CAP.	0.001uF	500V	W5R	GRM42-6W5R102K500PT	K22271801		1-	B	d1
C 1538	CHIP CAP.	0.01uF	200V	X7R	GRM42-6X7R103K200PT	K22231802		1-	B	d1
C 1539	CHIP CAP.	1uF	25V	W5R	CM32W5R105K25AT	K22145801		1-17	A	F1
C 1539	CHIP CAP.	1uF	50V	B	GRM32RB11H105KA01L	K22175801		18-	A	F1
C 1540	CHIP CAP.	0.001uF	500V	W5R	GRM42-6W5R102K500PT	K22271801		1-	B	d1
C 1541	CHIP CAP.	0.01uF	200V	X7R	GRM42-6X7R103K200PT	K22231802		1-	B	d1
C 1542	FILM CAP.	18pF	500V		UC232H0180J-T	K33279029		1-17	A	F2
C 1542	FILM CAP.	27pF	500V		UC232H0270J-T	K33279023	VERS. A	18-	A	F2
C 1542	FILM CAP.	18pF	500V		UC232H0180J-T	K33279029	VERS. D	18-	A	F2
C 1543	FILM CAP.	6pF	500V		UC232H0060D-T	K33279045		1-17	A	G2
C 1543	FILM CAP.	4pF	500V		UC232H0040D-T	K33279044	VERS. A	18-	A	G2

PA Unit (Lot. 1-61: Replaced by PA-2 Unit)

Parts List

REF.	DESCRIPTION	VALUE	V/W	TOL.	MFR'S DESIG	VXSTD P/N	VERS.	LOT.	SIDE	LAYADR
C 1543	FILM CAP.	6pF	500V		UC232H0060D-T	K33279045	VERS. D	18-	A	G2
C 1544	FILM CAP.	68pF	500V		UC232H0680J-T	K33279030		1-	A	G2
C 1545	CHIP CAP.	0.001uF	50V	B	GRM188B11H102KA01D	K22174821		1-	B	g3
C 1548	FILM CAP.	7pF	500V		UC232H0070D-T	K33279046		1-18	A	G2
C 1548	FILM CAP.	7pF	500V		UC232H0070D-T	K33279046	VERS. A	19-	A	G2
C 1548	FILM CAP.	7pF	500V		UC232H0070D-T	K33279046	VERS. D, Ex. EIA (CE)	19-	A	G2
C 1548	FILM CAP.	2pF	500V		UC232H0020D-T	K33279043	VERS. D, EIA (CE)	19-	A	G2
C 1549	CHIP CAP.	0.001uF	50V	B	GRM188B11H102KA01D	K22174821		1-	B	g3
C 1551	CHIP CAP.	0.001uF	50V	B	GRM188B11H102KA01D	K22174821		1-	B	g3
C 1553	CHIP CAP.	0.5pF	50V	CK	GRM2164C1HR50CD01D	K22170201		1-30	B	b2
C 1553	CHIP CAP.	0.5pF	50V	CK	GRM2164C1HR50CD01D	K22170201	VERS. A, Ex. EIA (CE)	31-	B	b2
C 1553	CHIP CAP.	1pF	50V	CK	GRM2164C1H1R0CD01D	K22170202	VERS. A, EIA (CE)	31-	B	b2
C 1553	CHIP CAP.	0.5pF	50V	CK	GRM2164C1HR50CD01D	K22170201	VERS. D	31-	B	b2
C 1554	CHIP CAP.	330pF	50V	CH	GRM1882C1H331JA01D	K22174253		1-	B	c3
C 1555	FILM CAP.	10pF	500V		UC232H0100D-T	K33279019		1-18	A	H2
C 1555	FILM CAP.	10pF	500V		UC232H0100D-T	K33279019	VERS. A	19-	A	H2
C 1555	FILM CAP.	10pF	500V		UC232H0100D-T	K33279019	VERS. D, Ex. EIA (CE)	19-	A	H2
C 1555	FILM CAP.	6pF	500V		UC232H0060D-T	K33279045	VERS. D, EIA (CE)	19-	A	H2
C 1557	FILM CAP.	10pF	500V		UC232H0100D-T	K33279019		1-18	A	H3
C 1557	FILM CAP.	10pF	500V		UC232H0100D-T	K33279019	VERS. A	19-	A	H3
C 1557	FILM CAP.	10pF	500V		UC232H0100D-T	K33279019	VERS. D, Ex. EIA (CE)	19-	A	H3
C 1557	FILM CAP.	6pF	500V		UC232H0060D-T	K33279045	VERS. D, EIA (CE)	19-	A	H3
C 1558	CHIP CAP.	330pF	50V	CH	GRM1882C1H331JA01D	K22174253		1-	B	b3
C 1559	CHIP CAP.	0.5pF	50V	CK	GRM2164C1HR50CD01D	K22170201		1-30	B	b2
C 1559	CHIP CAP.	0.5pF	50V	CK	GRM2164C1HR50CD01D	K22170201	VERS. A, Ex. EIA (CE)	31-	B	b2
C 1559	CHIP CAP.	1pF	50V	CK	GRM2164C1H1R0CD01D	K22170202	VERS. A, EIA (CE)	31-	B	b2
C 1559	CHIP CAP.	0.5pF	50V	CK	GRM2164C1HR50CD01D	K22170201	VERS. D	31-	B	b2
C 1560	CHIP CAP.	0.001uF	50V	B	GRM188B11H102KA01D	K22174821		1-	B	g3
C 1561	FILM CAP.	4pF	500V		UC232H0040D-T	K33279044		1-18	A	I2
C 1561	FILM CAP.	4pF	500V		UC232H0040D-T	K33279044	VERS. A	19-	A	I2
C 1561	FILM CAP.	4pF	500V		UC232H0040D-T	K33279044	VERS. D, Ex. EIA (CE)	19-	A	I2
C 1561	FILM CAP.	2pF	500V		UC232H0020D-T	K33279043	VERS. D, EIA (CE)	19-	A	I2
C 1562	FILM CAP.	47pF	500V		UC232H0470J-T	K33279034		1-78	B	a2
C 1563	CHIP CAP.	0.001uF	50V	B	GRM188B11H102KA01D	K22174821		1-	B	f3
C 1564	CHIP CAP.	0.001uF	50V	B	GRM188B11H102KA01D	K22174821		1-	B	g3
C 1565	CHIP CAP.	6pF	500V	CH	GRM31M2C2H6RODV01L	K22271209		1-17	A	C2
C 1565	CHIP CAP.	9pF	500V	CH	GRM42-6CH090D500PT	K22271212	VERS. A	18-	A	C2
C 1565	CHIP CAP.	6pF	500V	CH	GRM31M2C2H6RODV01L	K22271209	VERS. D	18	A	C2
C 1565	CHIP CAP.	6pF	500V	CH	GRM31M2C2H6RODV01L	K22271209	VERS. D, Ex. EIA (CE)	19-	A	C2
C 1565	CHIP CAP.	10pF	500V	CH	GRM42-6CH100D500PT	K22271213	VERS. D, EIA (CE)	19-	A	C2
C 1567	FILM CAP.	10pF	500V		UC232H0100D-T	K33279019		1-18	A	H2
C 1567	FILM CAP.	10pF	500V		UC232H0100D-T	K33279019	VERS. A	19-	A	H2
C 1567	FILM CAP.	10pF	500V		UC232H0100D-T	K33279019	VERS. D, Ex. EIA (CE)	19-	A	H2
C 1567	FILM CAP.	6pF	500V		UC232H0060D-T	K33279045	VERS. D, EIA (CE)	19-	A	H2
C 1571	CHIP TA.CAP.	10uF	16V		TEESVB21C106M8R	K78120025		1-18	A	C3
C 1571	CHIP TA.CAP.	10uF	16V		TEESVB21C106M8R	K78120025	VERS. A	19-30	A	C3
C 1571	CHIP TA.CAP.	10uF	16V		TEESVB21C106M8R	K78120025	VERS. A, Ex. EIA (CE)	31-	A	C3
C 1571	CHIP TA.CAP.	22uF	16V		TEESVB21C226M8R	K78120028	VERS. A, EIA (CE)	31-	A	C3
C 1571	CHIP TA.CAP.	10uF	16V		TEESVB21C106M8R	K78120025	VERS. D, Ex. EIA (CE)	19-	A	C3
C 1571	CHIP TA.CAP.	22uF	16V		TEESVB21C226M8R	K78120028	VERS. D, EIA (CE)	19-	A	C3
C 1572	CERAMIC CAP.	1pF	500V	CK	DD05-979CK010C500	K26270102	VERS. A, EIA (CE)	31-		
C 1572	CERAMIC CAP.	1pF	500V	CK	DD05-979CK010C500	K26270102	VERS. D, EIA (CE)	19-		
C 1573	CERAMIC CAP.	2pF	500V	CK	RCC05CK020C-L46AU	K02279006	VERS. A, EIA (CE)	31-		
C 1573	CERAMIC CAP.	2pF	500V	CK	DD05-979CK020C500	K26270104	VERS. D, EIA (CE)	19-23		
C 1573	CERAMIC CAP.	2pF	500V	CK	RCC05CK020C-L46AU	K02279006	VERS. D, EIA (CE)	24-		
D 1501	DIODE				RN739F T106	G2070626		1-	B	i2
D 1502	DIODE				MA143-(TX)	G2070536		1-	B	i2
D 1503	DIODE				1SS319(TE85R.F)	G2070080		1-	B	c3
D 1504	DIODE				1SS319(TE85R.F)	G2070080		1-	B	b2
FB1501	M.RFC				FBA03VA450AB-00	L1190389		1-	A	B2
FB1502	M.RFC				FBA03VA450AB-00	L1190389		1-	A	D2
FB1504	CORE				3A4-TMEC-TR16A	L9190126	VERS. A, EIA (CE)	31-		
FB1504	CORE				3A4-TMEC-TR16A	L9190126	VERS. D, EIA (CE)	19-		
FB1505	CORE				3A4-TMEC-TR16A	L9190126	VERS. A, EIA (CE)	31-		
FB1505	CORE				3A4-TMEC-TR16A	L9190126	VERS. D, EIA (CE)	19-		
FB1506	CORE				3A4-TMEC-TR16A	L9190126	VERS. A, EIA (CE)	31-		
FB1506	CORE				3A4-TMEC-TR16A	L9190126	VERS. D, EIA (CE)	19-		

PA Unit (Lot. 1-61: Replaced by PA-2 Unit)

Parts List

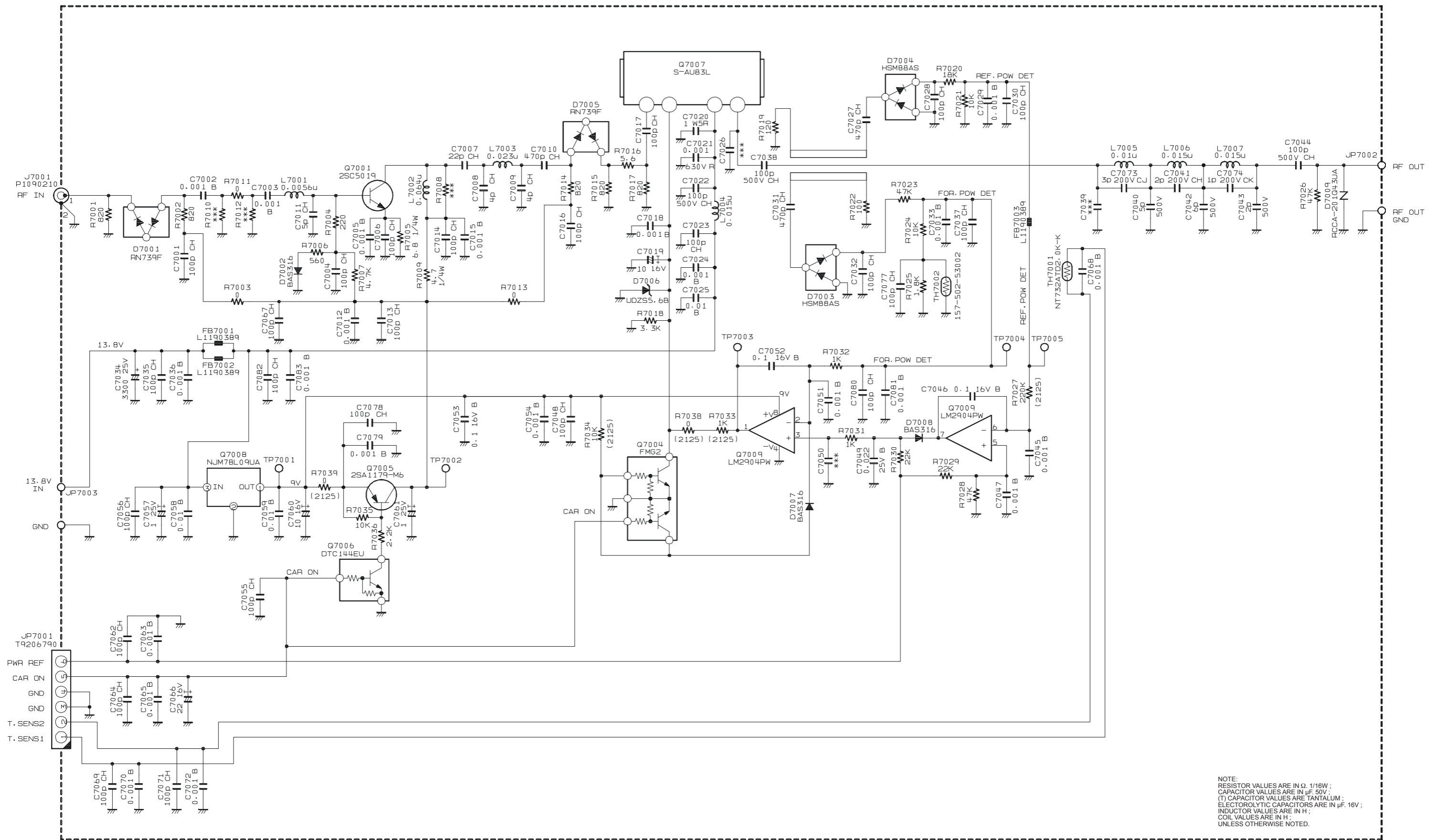
REF.	DESCRIPTION	VALUE	V/W	TOL.	MFR'S DESIG	VXSTD P/N	VERS.	LOT.	SIDE	LAYADR
J 1501	CONNECTOR				TMP-J01X-V6	P1090210		1-	A	A2
JP1501	WIRE ASSY				A1367+	T9206790		1-	A	C3
JP1502	WIRE ASSY				A1368	T9206850		1-8		
JP1502	WIRE ASSY				A1368	T9206850A		9-		
JP1503	WIRE ASSY				RED 230 FV2/(3)	T9318118	Ex. EIA (CE)	1-18		
JP1503	WIRE ASSY				RED 230 FV2/(3)	T9318118		19-		
JP1504	WIRE ASSY				BLK 240 FV2/(3)	T9318119		1-18		
JP1504	WIRE ASSY				BLK 240 FV2/(3)	T9318119	Ex. EIA (CE)	19-		
JP1505	WIRE ASSY				A1367	T9206959	VERS. A, EIA (CE)	31-		
JP1505	WIRE ASSY				A1367	T9206959	VERS. D, EIA (CE)	19-		
L 1501	M.RFC	0.012uH			HK2125 12NJ-T	L1690378		1-	B	i2
L 1502	M.RFC	0.01uH			HK2125 10NJ-T	L1690377		1-	B	h2
L 1503	COIL A1				4.5T4.5D0.8UEW R	L0021907A		1-	A	B2
L 1504	COIL A2				0.5T5.0D0.8TA	L0022516		1-	A	D2
L 1505	COIL A1				5.5T4.0D0.6UEW R	L0021826A		1-	A	D2
L 1506	COIL A1				1.5T6.0D1.2ACW R	L0022116		1-	A	F1
L 1507	COIL A1				1.5T5.0D1.2UEW R	L0022163		1-	A	F1
L 1508	COIL A1				1.5T5.0D1.2UEW R	L0022163		1-	A	G2
L 1509	COIL A1				1.5T5.0D1.2UEW R	L0022163		1-	A	H2
L 1510	COIL A1				1.5T5.0D1.2UEW R	L0022163		1-	A	H3
L 1511	COIL A1				1.5T5.0D1.2UEW R	L0022163		1-	A	I2
Q 1501	TRANSISTOR				2SC3357-T2 RF	G3333577F		1-	B	i2
Q 1502	IC				PF0341A	G1092945	VERS. A	18-	A	A1
Q 1502	IC				PF0342A	G1092946	VERS. D	1-	A	A1
Q 1503	TRANSISTOR				2SB1122S-TD	G3211228S		1-78	B	h2
Q 1504	TRANSISTOR				2SC4116GR(TE85R.F)	G3341167G		1-	B	h2
Q 1505	TRANSISTOR				2SB1122S-TD	G3211228S		1-78	B	h3
Q 1506	TRANSISTOR				UN5213-(TX)	G3070192		1-	B	h3
Q 1507	TRANSISTOR				2SC2905-01	G3329050	25W	19-	A	E2
Q 1507	TRANSISTOR				2SC3102	G3331020	50W	1-	A	E2
Q 1508	IC				NJM78L09UA-TE2	G1091305		1-	B	g2
Q 1509	IC				TA75S01F(TE85R.F)	G1091593		1-	B	g3
R 1501	CHIP RES.	270	1/16W	5%	RMC1/16 271JATP	J24185271		1-	B	i2
R 1502	CHIP RES.	270	1/16W	5%	RMC1/16 271JATP	J24185271		1-	B	i2
R 1503	CHIP RES.	5.6k	1/16W	5%	RMC1/16 562JATP	J24185562		1-	B	i2
R 1504	CHIP RES.	100	1/16W	5%	RMC1/16 101JATP	J24185101		1-	B	i2
R 1505	CHIP RES.	18	1/10W	5%	RMC1/10T 180J	J24205180		1-	B	i2
R 1506	CHIP RES.	1.5k	1/16W	5%	RMC1/16 152JATP	J24185152		1-	B	i2
R 1507	CHIP RES.	1.5k	1/16W	5%	RMC1/16 152JATP	J24185152		1-	B	h2
R 1508	CHIP RES.	8.2	1/10W	5%	RMC1/10T 8R2J	J24205829		1-	A	A2
R 1509	CHIP RES.	150	1/10W	5%	RMC1/10T 151J	J24205151		1-	A	B2
R 1510	CHIP RES.	8.2	1/10W	5%	RMC1/10T 8R2J	J24205829		1-	A	B2
R 1511	CHIP RES.	470	1/10W	5%	RMC1/10T 471J	J24205471		1-	A	B2
R 1512	CHIP RES.	820	1/10W	5%	RMC1/10T 821J	J24205821		1-18	A	B2
R 1512	CHIP RES.	820	1/10W	5%	RMC1/10T 821J	J24205821	VERS. A	19-	A	B2
R 1512	CHIP RES.	820	1/10W	5%	RMC1/10T 821J	J24205821	VERS. D, Ex. EIA (CE)	19-	A	B2
R 1512	CHIP RES.	1k	1/10W	5%	RMC1/10T 102J	J24205102	VERS. D, EIA (CE)	19-	A	B2
R 1513	CHIP RES.	2.2k	1/16W	5%	RMC1/16 222JATP	J24185222		1-	B	h2
R 1514	CHIP RES.	22	1/16W	5%	RMC1/16 220JATP	J24185220		1-	B	h2
R 1515	CHIP RES.	220	1/16W	5%	RMC1/16 221JATP	J24185221		1-	B	h2
R 1516	CHIP RES.	2.2k	1/16W	5%	RMC1/16 222JATP	J24185222		1-	B	h3
R 1517	CHIP RES.	10k	1/16W	5%	RMC1/16 103JATP	J24185103		1-	B	h3
R 1520	CHIP RES.	1k	1/16W	5%	RMC1/16 102JATP	J24185102		1-	B	h2
R 1521	CHIP RES.	33k	1/16W	5%	RMC1/16 333JATP	J24185333		1-	B	h3
R 1522	CHIP RES.	10k	1/16W	5%	RMC1/16 103JATP	J24185103		1-	B	g2
R 1523	CHIP RES.	100k	1/16W	5%	RMC1/16 104JATP	J24185104		1-	B	g3
R 1524	CHIP RES.	8.2k	1/10W	5%	RMC1/10T 822J	J24205822		1-17	B	c3
R 1524	CHIP RES.	6.8k	1/10W	5%	RMC1/10T 682J	J24205682	VERS. A	18-	B	c3
R 1524	CHIP RES.	8.2k	1/10W	5%	RMC1/10T 822J	J24205822	VERS. D	18	B	c3
R 1524	CHIP RES.	8.2k	1/10W	5%	RMC1/10T 822J	J24205822	VERS. D, Ex. EIA (CE)	19-	B	c3
R 1524	CHIP RES.	1.8k	1/10W	5%	RMC1/10T 182J	J24205182	VERS. D, EIA (CE)	19-	B	c3
R 1525	CHIP RES.	15k	1/16W	5%	RMC1/16 153JATP	J24185153		1-17	B	c3
R 1525	CHIP RES.	18k	1/16W	5%	RMC1/16 183JATP	J24185183	VERS. A	18-30	B	c3
R 1525	CHIP RES.	18k	1/16W	5%	RMC1/16 183JATP	J24185183	VERS. A, Ex. EIA (CE)	31-	B	c3
R 1525	CHIP RES.	6.8k	1/16W	5%	RMC1/16 682JATP	J24185682	VERS. A, EIA (CE)	31-	B	c3
R 1525	CHIP RES.	15k	1/16W	5%	RMC1/16 153JATP	J24185153	VERS. D	18	B	c3
R 1525	CHIP RES.	15k	1/16W	5%	RMC1/16 153JATP	J24185153	VERS. D, Ex. EIA (CE)	19-	B	c3

PA Unit (Lot. 1-61: Replaced by PA-2 Unit)

Parts List

REF.	DESCRIPTION	VALUE	V/W	TOL.	MFR'S DESIG	VXSTD P/N	VERS.	LOT.	SIDE	LAYADR
R 1525	CHIP RES.	18k	1/16W	5%	RMC1/16 183JATP	J24185183	VERS. D, EIA (CE)	19-	B	c3
R 1526	CHIP RES.	1k	1/16W	5%	RMC1/16 102JATP	J24185102		1-	B	g3
R 1527	CHIP RES.	10k	1/16W	5%	RMC1/16 103JATP	J24185103		1-	B	g2
R 1528	CHIP RES.	8.2k	1/10W	5%	RMC1/10T 822J	J24205822		1-17	B	b3
R 1528	CHIP RES.	6.8k	1/10W	5%	RMC1/10T 682J	J24205682	VERS. A	18-	B	b3
R 1528	CHIP RES.	8.2k	1/10W	5%	RMC1/10T 822J	J24205822	VERS. D	18	B	b3
R 1528	CHIP RES.	8.2k	1/10W	5%	RMC1/10T 822J	J24205822	VERS. D, Ex. EIA (CE)	19-	B	b3
R 1528	CHIP RES.	1.8k	1/10W	5%	RMC1/10T 182J	J24205182	VERS. D, EIA (CE)	19-	B	b3
R 1529	CHIP RES.	15k	1/16W	5%	RMC1/16 153JATP	J24185153		1-17	B	b3
R 1529	CHIP RES.	18k	1/16W	5%	RMC1/16 183JATP	J24185183	VERS. A	18-30	B	b3
R 1529	CHIP RES.	18k	1/16W	5%	RMC1/16 183JATP	J24185183	VERS. A, Ex. EIA (CE)	31-	B	b3
R 1529	CHIP RES.	6.8k	1/16W	5%	RMC1/16 682JATP	J24185682	VERS. A, EIA (CE)	31-	B	b3
R 1529	CHIP RES.	15k	1/16W	5%	RMC1/16 153JATP	J24185153	VERS. D	18	B	b3
R 1529	CHIP RES.	15k	1/16W	5%	RMC1/16 153JATP	J24185153	VERS. D, Ex. EIA (CE)	19-	B	b3
R 1529	CHIP RES.	18k	1/16W	5%	RMC1/16 183JATP	J24185183	VERS. D, EIA (CE)	19-	B	b3
R 1530	CHIP RES.	47k	1/10W	5%	RMC1/10T 473J	J24205473		1-	B	a3
R 1531	CHIP RES.	47k	1/10W	5%	RMC1/10T 473J	J24205473		1-	B	a3
R 1532	CHIP RES.	1k	1/16W	5%	RMC1/16 102JATP	J24185102		1-	B	h2
TH1501	THERMISTOR				NT732ATD2.0K K	G9090079		1-	A	D3
	SHIELD PLATE				(PA)	RA0073100		1-		
	NYLON CLAMP				PLT-1M BK-1	S3000022		1-		
	GROUND PLATE					RA0015200		1-		
	GAP PAD				GP1-5.2-015025	S6000379		1-		
	LEAF SPRING					R0140031		1-		
	LEAF SPRING					R0140031	VERS. A, EIA (CE)	31-		
	LEAF SPRING					R0140031	VERS. D, EIA (CE)	19-		
	LEAF SPRING					R0140031	VERS. A, EIA (CE)	31-		
	LEAF SPRING					R0140031	VERS. D, EIA (CE)	19-		
	SHIELD PLATE					R0137780	VERS. A, EIA (CE)	31-		
	SHIELD PLATE					R0137780	VERS. D, EIA (CE)	19-		
	NYLON CLAMP				PLT-1M BK-1	S3000022	VERS. A, EIA (CE)	31-		
	NYLON CLAMP				PLT-1M BK-1	S3000022	VERS. D, EIA (CE)	19-		
	NYLON CLAMP				PLT-1M BK-1	S3000022	VERS. A, EIA (CE)	31-		
	NYLON CLAMP				PLT-1M BK-1	S3000022	VERS. D, EIA (CE)	19-		
	NYLON CLAMP				PLT-1M BK-1	S3000022	VERS. A, EIA (CE)	31-		
	NYLON CLAMP				PLT-1M BK-1	S3000022	VERS. D, EIA (CE)	19-		
	LEAF SPRING					R0140031	VERS. A, EIA (CE)	31-		
	LEAF SPRING					R0140031	VERS. D, EIA (CE)	19-		
	LEAF SPRING					R0140031	VERS. A, EIA (CE)	31-		
	LEAF SPRING					R0140031	VERS. D, EIA (CE)	19-		
	LEAF SPRING					R0140031	VERS. A, EIA (CE)	31-		
	LEAF SPRING					R0140031	VERS. D, EIA (CE)	19-		
	LEAF SPRING					R0140031	VERS. A, EIA (CE)	31-		
	LEAF SPRING					R0140031	VERS. D, EIA (CE)	19-		

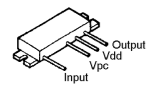
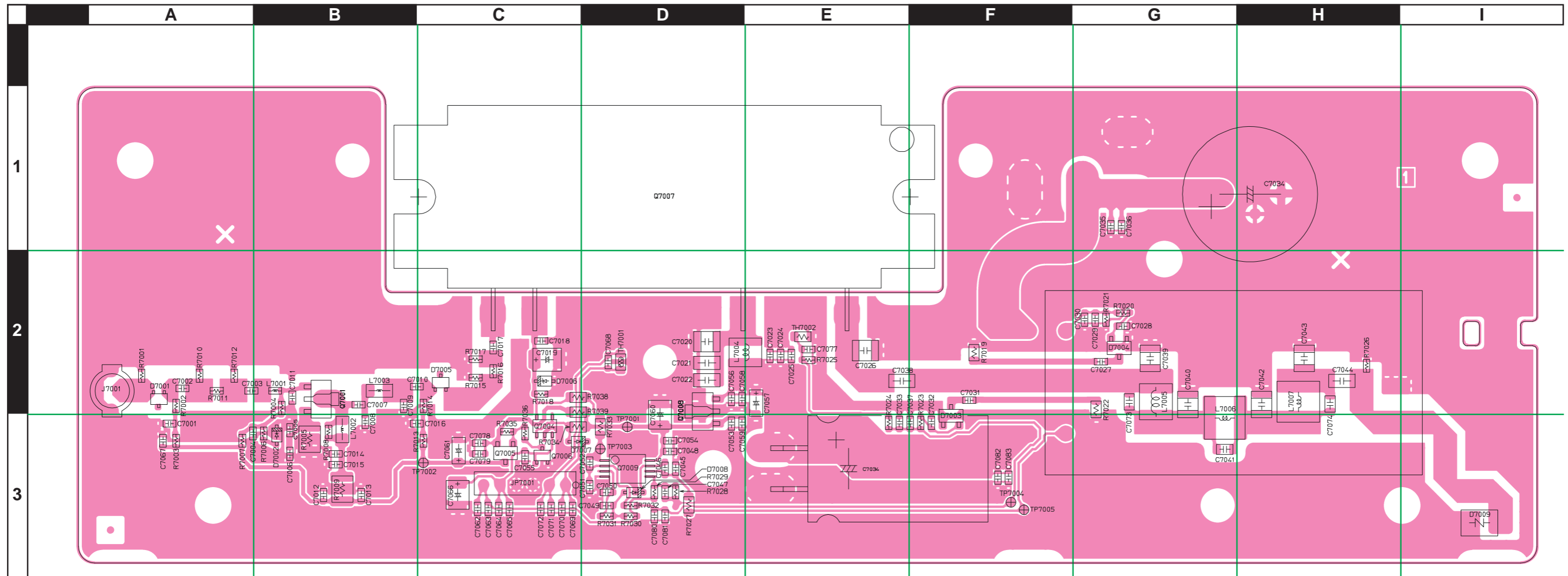
Circuit Diagram



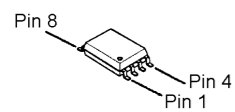
PA-2 Unit (Lot. 62~)

Note

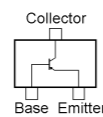
Parts Layout (Side A)



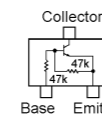
S-AU83L (25 W Version: Lot 63-70)
 S-AU83L (25 W Version TYP BS1: Lot 71-)
 RA30H4452M (25 W Version TYP D: Lot 71-)
 S-AU93 (50 W Version)
 (Q7007)



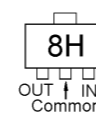
LM2904PWR
 (Q7009)



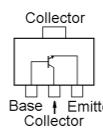
2SA1179M6 (M6)
 (Q7005)



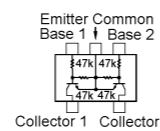
DTC144E (26)
 (Q7006)



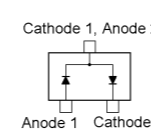
NJM78L09UA (8H)
 (Q7008)



2SC5019 (1W)
 (Q7008)
 2SC5415 (EA)
 (Q7001)



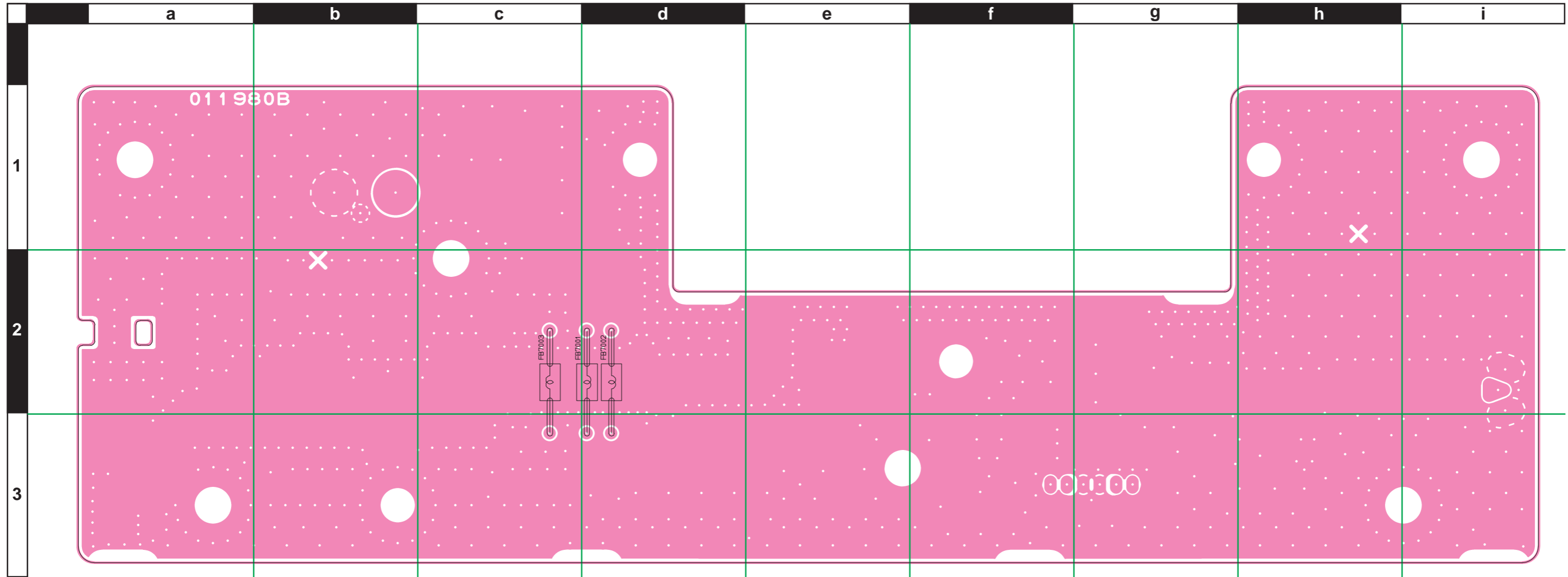
FMG2 (26)
 (Q7004)



HSM88AS (C1)
 (D7003, 7004)
 RN739F (5F)
 (D7001, 7005)

PA-2 Unit (Lot. 62~)

Parts Layout (Side B)



PA-2 Unit (Lot. 62~)

Parts List

REF.	DESCRIPTION	VALUE	V/W	TOL.	MFR'S DESIG	VXSTD P/N	VERS.	LOT.	SIDE	LAYADR
PCB with Components (w/o Q7007 PA Module & Ground Plate)						CS1838001	25W VERSION BS1			
						CS1838003	25W VERSION D			
						CS1838005	25W VERSION A			
						CS1838006	50W VERSION A			
						CS1838007	50W VERSION D			
C 7001	CHIP CAP.	100pF	50V	CH	GRM1882C1H101JA01D	K22174235		1-	A	A3
C 7002	CHIP CAP.	5pF	50V	CH	GRM1882C1H5R0CZ01D	K22174206		1-	A	A2
C 7003	CHIP CAP.	5pF	50V	CH	GRM1882C1H5R0CZ01D	K22174206		1-	A	B2
C 7004	CHIP CAP.	100pF	50V	CH	GRM1882C1H101JA01D	K22174235		1-	A	B3
C 7005	CHIP CAP.	0.001uF	50V	B	GRM188B11H102KA01D	K22174821		1-	A	B3
C 7006	CHIP CAP.	100pF	50V	CH	GRM1882C1H101JA01D	K22174235		1-	A	B3
C 7007	CHIP CAP.	22pF	50V	CH	GRM1882C1H220JA01D	K22174219		1-	A	B2
C 7008	CHIP CAP.	4pF	50V	CH	GRM1882C1H4R0CZ01D	K22174205		1-	A	B3
C 7009	CHIP CAP.	4pF	50V	CH	GRM1882C1H4R0CZ01D	K22174205		1-	A	B2
C 7010	CHIP CAP.	470pF	50V	CH	GRM1882C1H471JA01D	K22174249		1-	A	C2
C 7011	CHIP CAP.	5pF	50V	CH	GRM1882C1H5R0CZ01D	K22174206		1-	A	B2
C 7012	CHIP CAP.	0.001uF	50V	B	GRM188B11H102KA01D	K22174821		1-	A	B3
C 7013	CHIP CAP.	100pF	50V	CH	GRM1882C1H101JA01D	K22174235		1-	A	B3
C 7014	CHIP CAP.	100pF	50V	CH	GRM1882C1H101JA01D	K22174235		1-	A	B3
C 7015	CHIP CAP.	0.001uF	50V	B	GRM188B11H102KA01D	K22174821		1-	A	B3
C 7016	CHIP CAP.	100pF	50V	CH	GRM1882C1H101JA01D	K22174235		1-	A	C3
C 7017	CHIP CAP.	100pF	50V	CH	GRM1882C1H101JA01D	K22174235		1-	A	C2
C 7018	CHIP CAP.	0.001uF	50V	B	GRM188B11H102KA01D	K22174821		1-	A	C2
C 7019	CHIP TA.CAP.	10uF	16V		TEESVB21C106M8R	K78120025		1-	A	C2
C 7020	CHIP CAP.	1uF	50V	B	GRM32RB11H105KA01L	K22175801		1-	A	D2
C 7021	CHIP CAP.	0.001uF	630V	R	GRM31BR32J102KY01L	K22281801		1-135	A	D2
C 7021	CHIP CAP.	0.001uF	630V	UJ	GRM31A7U2J102JW31D	K22281803		136-	A	D2
C 7022	CHIP CAP.	100pF	500V	CH	CF316CH101J500AT	K22271267		1-	A	D2
C 7023	CHIP CAP.	100pF	50V	CH	GRM1882C1H101JA01D	K22174235		1-	A	E2
C 7024	CHIP CAP.	0.001uF	50V	B	GRM188B11H102KA01D	K22174821		1-	A	E2
C 7025	CHIP CAP.	0.01uF	50V	B	GRM188B11H103KA01D	K22174823		1-	A	E2
C 7026	CERAMIC CAP.	0.75pF	500V	CK	HM60SJCKR75C	K02279039	25W VERS. D	71-	A	E2
C 7027	CHIP CAP.	470pF	50V	CH	GRM1882C1H471JA01D	K22174249		1-	A	G2
C 7028	CHIP CAP.	100pF	50V	CH	GRM1882C1H101JA01D	K22174235		1-	A	G2
C 7029	CHIP CAP.	0.001uF	50V	B	GRM188B11H102KA01D	K22174821		1-	A	G2
C 7030	CHIP CAP.	100pF	50V	CH	GRM1882C1H101JA01D	K22174235		1-	A	G2
C 7031	CHIP CAP.	470pF	50V	CH	GRM1882C1H471JA01D	K22174249		1-	A	F2
C 7032	CHIP CAP.	100pF	50V	CH	GRM1882C1H101JA01D	K22174235		1-	A	F3
C 7033	CHIP CAP.	0.001uF	50V	B	GRM188B11H102KA01D	K22174821		1-	A	F3
C 7034	AL.ELECTRO.CAP.	3300uF	25V		RJ3-25V332MJ7#	K40149070		1-	A	G1
C 7035	CHIP CAP.	100pF	50V	CH	GRM1882C1H101JA01D	K22174235		1-	A	G1
C 7036	CHIP CAP.	0.001uF	50V	B	GRM188B11H102KA01D	K22174821		1-	A	G1
C 7037	CHIP CAP.	100pF	50V	CH	GRM1882C1H101JA01D	K22174235		1-	A	F3
C 7038	CHIP CAP.	100pF	500V	CH	GRM42-6CH101J500PT	K22271237	50W	1-70	A	F2
C 7039	FILM CAP.	2pF	500V		UC232H0020D-T	K33279043	25W VERS. A	79-	A	G2
C 7039	FILM CAP.	2pF	500V		UC232H0020D-T	K33279043	25W VERS. D	71-	A	G2
C 7039	FILM CAP.	1pF	500V		UC232H0010D-T	K33279036	50W VERS. A	76-	A	G2
C 7040	FILM CAP.	5pF	500V		UC232H0050D-T	K33279010		1-70	A	G2
C 7040	FILM CAP.	6pF	500V		UC232H0060D-T	K33279045	25W VERS. A	79-	A	G2
C 7040	FILM CAP.	5pF	500V		UC232H0050D-T	K33279010	25W VERS. BS1	71-	A	G2
C 7040	FILM CAP.	4pF	500V		UC232H0040D-T	K33279044	25W VERS. D	71-	A	G2
C 7040	FILM CAP.	5pF	500V		UC232H0050D-T	K33279010	50W VERS. A	76-	A	G2
C 7040	FILM CAP.	5pF	500V		UC232H0050D-T	K33279010	50W VERS. D	71-	A	G2
C 7041	CHIP CAP.	2pF	200V	CH	GRM2194C2D2R0CY21D	K22230206		1-	A	G3
C 7042	FILM CAP.	6pF	500V		UC232H0060D-T	K33279045		1-70	A	H2
C 7042	FILM CAP.	7pF	500V		UC232H0070D-T	K33279046	25W VERS. A	79-	A	H2
C 7042	FILM CAP.	6pF	500V		UC232H0060D-T	K33279045	25W VERS. BS1	71-	A	H2
C 7042	FILM CAP.	5pF	500V		UC232H0050D-T	K33279010	25W VERS. D	71-	A	H2
C 7042	FILM CAP.	6pF	500V		UC232H0060D-T	K33279045	50W VERS. A	76-	A	H2
C 7042	FILM CAP.	6pF	500V		UC232H0060D-T	K33279045	50W VERS. D	71-	A	H2
C 7043	FILM CAP.	2pF	500V		UC232H0020D-T	K33279043		1-70	A	H2
C 7043	FILM CAP.	2pF	500V		UC232H0020D-T	K33279043	25W VERS. A	79-	A	H2
C 7043	FILM CAP.	2pF	500V		UC232H0020D-T	K33279043	25W VERS. BS1	71-	A	H2
C 7043	FILM CAP.	1pF	500V		UC232H0010D-T	K33279036	25W VERS. D	71-	A	H2
C 7043	FILM CAP.	1pF	500V		UC232H0010D-T	K33279036	50W VERS. A	76-	A	H2
C 7043	FILM CAP.	2pF	500V		UC232H0020D-T	K33279043	50W VERS. D	71-	A	H2
C 7044	CHIP CAP.	100pF	500V	CH	GRM42-6CH101J500PT	K22271237		1-	A	H2

PA-2 Unit (Lot. 62~)

Parts List

REF.	DESCRIPTION		V/W	TOL.	MFR'S DESIG	VXSTD P/N	VERS.	LOT.	SIDE	LAYADR
C 7045	CHIP CAP.	0.001uF	50V	B	GRM188B11H102KA01D	K22174821		1-	A	D3
C 7046	CHIP CAP.	0.1uF	16V	B	GRM188B11C104KA01D	K22124805		1-	A	D3
C 7047	CHIP CAP.	0.001uF	50V	B	GRM188B11H102KA01D	K22174821		1-	A	D3
C 7048	CHIP CAP.	100pF	50V	CH	GRM1882C1H101JA01D	K22174235		1-	A	D3
C 7049	CHIP CAP.	0.022uF	25V	B	GRM39B223K25PT	K22144807		1-	A	D3
C 7051	CHIP CAP.	0.001uF	50V	B	GRM188B11H102KA01D	K22174821		1-	A	D3
C 7052	CHIP CAP.	0.1uF	16V	B	GRM188B11C104KA01D	K22124805		1-	A	D3
C 7053	CHIP CAP.	0.1uF	16V	B	GRM188B11C104KA01D	K22124805		1-	A	D3
C 7054	CHIP CAP.	0.001uF	50V	B	GRM188B11H102KA01D	K22174821		1-	A	D3
C 7055	CHIP CAP.	100pF	50V	CH	GRM1882C1H101JA01D	K22174235		1-	A	C3
C 7056	CHIP CAP.	100pF	50V	CH	GRM1882C1H101JA01D	K22174235		1-	A	D2
C 7057	CHIP TA.CAP.	1uF	25V		TEESVA1E105M8R	K78140013		1-	A	E2
C 7058	CHIP CAP.	0.01uF	50V	B	GRM188B11H103KA01D	K22174823		1-	A	E2
C 7059	CHIP CAP.	0.01uF	50V	B	GRM188B11H103KA01D	K22174823		1-	A	E3
C 7060	CHIP TA.CAP.	10uF	16V		TEESVB21C106M8R	K78120025		1-	A	D2
C 7061	CHIP TA.CAP.	1uF	25V		TEESVA1E105M8R	K78140013		1-	A	C3
C 7062	CHIP CAP.	100pF	50V	CH	GRM1882C1H101JA01D	K22174235		1-	A	C3
C 7063	CHIP CAP.	0.001uF	50V	B	GRM188B11H102KA01D	K22174821		1-	A	C3
C 7064	CHIP CAP.	100pF	50V	CH	GRM1882C1H101JA01D	K22174235		1-	A	C3
C 7065	CHIP CAP.	0.001uF	50V	B	GRM188B11H102KA01D	K22174821		1-	A	C3
C 7066	CHIP TA.CAP.	22uF	16V		TEESVB21C226M8R	K78120028		1-	A	C3
C 7067	CHIP CAP.	100pF	50V	CH	GRM1882C1H101JA01D	K22174235		1-	A	A3
C 7068	CHIP CAP.	0.001uF	50V	B	GRM188B11H102KA01D	K22174821		1-	A	D2
C 7069	CHIP CAP.	100pF	50V	CH	GRM1882C1H101JA01D	K22174235		1-	A	D3
C 7070	CHIP CAP.	0.001uF	50V	B	GRM188B11H102KA01D	K22174821		1-	A	C3
C 7071	CHIP CAP.	100pF	50V	CH	GRM1882C1H101JA01D	K22174235		1-	A	C3
C 7072	CHIP CAP.	0.001uF	50V	B	GRM188B11H102KA01D	K22174821		1-	A	C3
C 7073	CHIP CAP.	3pF	200V	CJ	GRM2193C2D3R0CY21D	K22230210		1-189	A	G2
C 7073	CHIP CAP.	3pF	250V	COG	QGM2195C2E3R0CB12D	K22240246		190-	A	G2
C 7074	CHIP CAP.	1pF	200V	CK	GRM2194C2D1R0CY21D	K22230208		1-188	A	H2
C 7074	CHIP CAP.	1pF	200V	CH	0805N1R0C201CT	K22234216		189-	A	H2
C 7077	CHIP CAP.	100pF	50V	CH	GRM1882C1H101JA01D	K22174235		1-	A	E2
C 7078	CHIP CAP.	100pF	50V	CH	GRM1882C1H101JA01D	K22174235		1-	A	C3
C 7079	CHIP CAP.	0.001uF	50V	B	GRM188B11H102KA01D	K22174821		1-	A	C3
C 7080	CHIP CAP.	100pF	50V	CH	GRM1882C1H101JA01D	K22174235		1-	A	D3
C 7081	CHIP CAP.	0.001uF	50V	B	GRM188B11H102KA01D	K22174821		1-	A	D3
C 7082	CHIP CAP.	100pF	50V	CH	GRM1882C1H101JA01D	K22174235		1-	A	F3
C 7083	CHIP CAP.	0.001uF	50V	B	GRM188B11H102KA01D	K22174821		1-	A	F3
C 7084	CHIP CAP.	3pF	50V	CJ	GRM1883C1H3R0CZ01D	K22174204		1-		
D 7001	DIODE				RN739F T106	G2070626		1-	A	A2
D 7002	DIODE				BAS316	G2070716		1-	A	B3
D 7003	DIODE				HSM88AS TR-E	G2070170		1-	A	F3
D 7004	DIODE				HSM88AS TR-E	G2070170		1-	A	G2
D 7005	DIODE				RN739F T106	G2070626		1-	A	C2
D 7006	DIODE				UDZS TE-17 5.6B	G2070910		1-	A	C2
D 7007	DIODE				BAS316	G2070716		1-	A	D3
D 7008	DIODE				BAS316	G2070716		1-	A	D3
D 7009	SURGE ABSORBER				RCCA-201Q43UA	Q9000755		1-62	A	I2
D 7009	SURGE ABSORBER				RHCA-201Q43U	Q9000825	25W	63-70	A	I2
D 7009	SURGE ABSORBER				RHCA-201Q43U	Q9000825	25W VERS. A	79-	A	I2
D 7009	SURGE ABSORBER				RHCA-201Q43U	Q9000825	25W VERS. BS1	71-	A	I2
D 7009	SURGE ABSORBER				RHCA-301Q43U	Q9000827	25W VERS. D	71-	A	I2
D 7009	SURGE ABSORBER				RHCA-301Q43U	Q9000827	50W	63-70	A	I2
D 7009	SURGE ABSORBER				RHCA-301Q43U	Q9000827	50W VERS. A	76-	A	I2
D 7009	SURGE ABSORBER				RHCA-301Q43U	Q9000827	50W VERS. D	71-	A	I2
FB7001	M.RFC				FBA03VA450AB-00	L1190389		1-63	B	d2
FB7001	M.RFC				FBA03VA450AB-00	L1190389		64-70	B	d2
FB7002	M.RFC				FBA03VA450AB-00	L1190389		1-63	B	d2
FB7002	M.RFC				FBA03VA450AB-00	L1190389		64-70	B	d2
FB7003	M.RFC				FBA03VA450AB-00	L1190389		1-63	B	c3
FB7003	M.RFC				FBA03VA450AB-00	L1190389		64-70	B	c3
FB7004	CORE				3A4-TMEC-TR16A	L9190126		1-63		
FB7004	CORE				3A4-TMEC-TR16A	L9190126	25W	64-		
FB7005	CORE				3A4-TMEC-TR16A	L9190126		1-63		
FB7005	CORE				3A4-TMEC-TR16A	L9190126	50W	64-		
FB7006	CORE				3A4-TMEC-TR16A	L9190126		1-63		
FB7006	CORE				3A4-TMEC-TR16A	L9190126	25W	64-		

PA-2 Unit (Lot. 62~)

Parts List

REF.	DESCRIPTION	VALUE	V/W	TOL.	MFR'S DESIG	VXSTD P/N	VERS.	LOT.	SIDE	LAYADR
J 7001	CONNECTOR				TMP-J01X-V6	P1090210		1-	A	A2
JP7001	WIRE ASSY				A1367+	T9206790		1-	A	C3
JP7002	WIRE ASSY				A1368	T9206850A		1-		
JP7003	WIRE ASSY				RED 230 FV2/(3)	T9318118	50W	63-		
JP7004	WIRE ASSY				BLK 240 FV2/(3)	T9318119	50W	63-		
JP7005	WIRE ASSY				A1367	T9206959		1-62		
JP7005	WIRE ASSY				A1367	T9206959	25W	63-		
L 7001	M.RFC	0.0056uH			HK1608 5N6S-T	L1690513		1-	A	B2
L 7002	CHIP COIL	0.064uH			LQW31HN64NJ03L	L1690258		1-	A	B3
L 7003	CHIP COIL	0.023uH			LQW31HN23NJ03L	L1690252		1-	A	B2
L 7004	COIL	0.015uH			AS0803-15NK	L0022536		1-138	A	E2
L 7004	COIL	0.015uH			TAS0803-15NK	L0023103		139-	A	E2
L 7005	COIL	0.01uH			AS1003-10NK	L0022544		1-138	A	G2
L 7005	COIL	0.01uH			TAS1003-10NK	L0023107		139-	A	G2
L 7006	COIL	0.015uH			AS1203-15NK	L0022543		1-70	A	G3
L 7006	COIL	0.015uH			AS1203-15NK	L0022543	25W VERS. A	79-135	A	G3
L 7006	COIL	0.015uH			TAS1203-15NK	L0023106	25W VERS. A	136-	A	G3
L 7006	COIL	0.015uH			AS1203-15NK	L0022543	25W VERS. BS1	71-135	A	G3
L 7006	COIL	0.015uH			TAS1203-15NK	L0023106	25W VERS. BS1	136-	A	G3
L 7006	COIL B2				2.0T4.5D1.2UEW R	L0022957	25W VERS. D	71-	A	G3
L 7006	COIL	0.015uH			AS1203-15NK	L0022543	50W VERS. A	76-135	A	G3
L 7006	COIL	0.015uH			TAS1203-15NK	L0023106	50W VERS. A	136-	A	G3
L 7006	COIL	0.015uH			AS1203-15NK	L0022543	50W VERS. D	71-135	A	G3
L 7006	COIL	0.015uH			TAS1203-15NK	L0023106	50W VERS. D	136-	A	G3
L 7007	COIL	0.015uH			AS1203-15NK	L0022543		1-135	A	H2
L 7007	COIL	0.015uH			TAS1203-15NK	L0023106		136-	A	H2
L 7008	M.RFC	0.018uH			ELJ-RE18NJF2	L1690717		1-		
L 7009	M.RFC	0.018uH			ELJ-RE18NJF2	L1690717		1-		
L 7010	COIL A1				0.5T6.0D1.2 ACW	L0022115	25W	1-70		
L 7010	COIL A2				0.5T5.0D1.2ACW	L0022168	25W VERS. A	79-		
L 7010	COIL A1				0.5T6.0D1.2 ACW	L0022115	25W VERS. BS1	71-		
L 7010	COIL A1				0.5T6.0D1.2 ACW	L0022115	50W VERS. A	76-		
Q 7001	TRANSISTOR				2SC5415E-TD-E	G3354158E		1-185	A	B2
Q 7001	TRANSISTOR				2SC5415AE-TD-E	G3070426		186-	A	B2
Q 7004	TRANSISTOR				FMG2 T148	G3070015		1-	A	C3
Q 7005	TRANSISTOR				2SA1179N6-CPA-TB	G3111797F		1-	A	C3
Q 7006	TRANSISTOR				DTC144EUA T106	G3070041		1-	A	C3
Q 7007	IC				S-AU83L(VX1)	G1094135	25W	1-70	A	C1
Q 7007	IC				S-AU83L(VX1)	G1094135	25W VERS. A	79-111	A	C1
Q 7007	IC				S-AU83AL(VX.Q)	G1094427	25W VERS. A	112-	A	C1
Q 7007	IC				S-AU83L(VX1)	G1094135	25W VERS. BS1	71-111	A	C1
Q 7007	IC				S-AU83AL(VX.Q)	G1094427	25W VERS. BS1	112-	A	C1
Q 7007	IC				RA30H4452M-122	G1093885	25W VERS. D	71-	A	C1
Q 7007	IC				S-AU93	G1094203	50W	63-70	A	C1
Q 7007	IC				S-AU82L	G1093918	50W VERS. A	76-112	A	C1
Q 7007	IC				S-AU82AL(VX.Q)	G1094680	50W VERS. A	113-156	A	C1
Q 7007	IC				RA60H4047M1-101	G1094556	50W VERS. A	157-	A	C1
Q 7007	IC				S-AU93	G1094203	50W VERS. D	71-102	A	C1
Q 7007	IC				S-AU93A(VX.Q)	G1094616	50W VERS. D	103-158	A	C1
Q 7007	IC				RA60H4452M1	G1094520	50W VERS. D	159-	A	C1
Q 7008	IC				NJM78L09UA-TE2	G1091305		1-	A	D2
Q 7009	IC				LM2904PWR	G1094010		1-	A	D3
R 7001	CHIP RES.	820	1/16W	5%	RMC1/16 821JATP	J24185821		1-	A	A2
R 7002	CHIP RES.	820	1/16W	5%	RMC1/16 821JATP	J24185821		1-	A	A2
R 7003	CHIP RES.	0	1/16W	5%	RMC1/16 000JATP	J24185000		1-	A	A3
R 7004	CHIP RES.	220	1/16W	5%	RMC1/16 221JATP	J24185221		1-	A	B2
R 7005	CHIP RES.	10	1/4W	5%	RMC1/4 100JATP	J24245100		1-	A	B3
R 7006	CHIP RES.	560	1/16W	5%	RMC1/16 561JATP	J24185561		1-	A	B3
R 7007	CHIP RES.	4.7k	1/16W	5%	RMC1/16 472JATP	J24185472		1-	A	B3
R 7009	CHIP RES.	4.7	1/4W	5%	RMC1/4 4R7JATP	J24245479		1-	A	B3
R 7013	CHIP RES.	0	1/16W	5%	RMC1/16 000JATP	J24185000		1-	A	C3
R 7014	CHIP RES.	820	1/16W	5%	RMC1/16 821JATP	J24185821		1-	A	C2
R 7015	CHIP RES.	820	1/16W	5%	RMC1/16 821JATP	J24185821		1-	A	C2
R 7016	CHIP RES.	5.6	1/16W	5%	RMC1/16 5R6JATP	J24185569		1-	A	C2
R 7017	CHIP RES.	820	1/16W	5%	RMC1/16 821JATP	J24185821		1-	A	C2
R 7018	CHIP RES.	3.3k	1/16W	5%	RMC1/16 332JATP	J24185332		1-158	A	C2
R 7019	CHIP RES.	120	1/10W	5%	RMC1/10T 121J	J24205121		1-70	A	F2

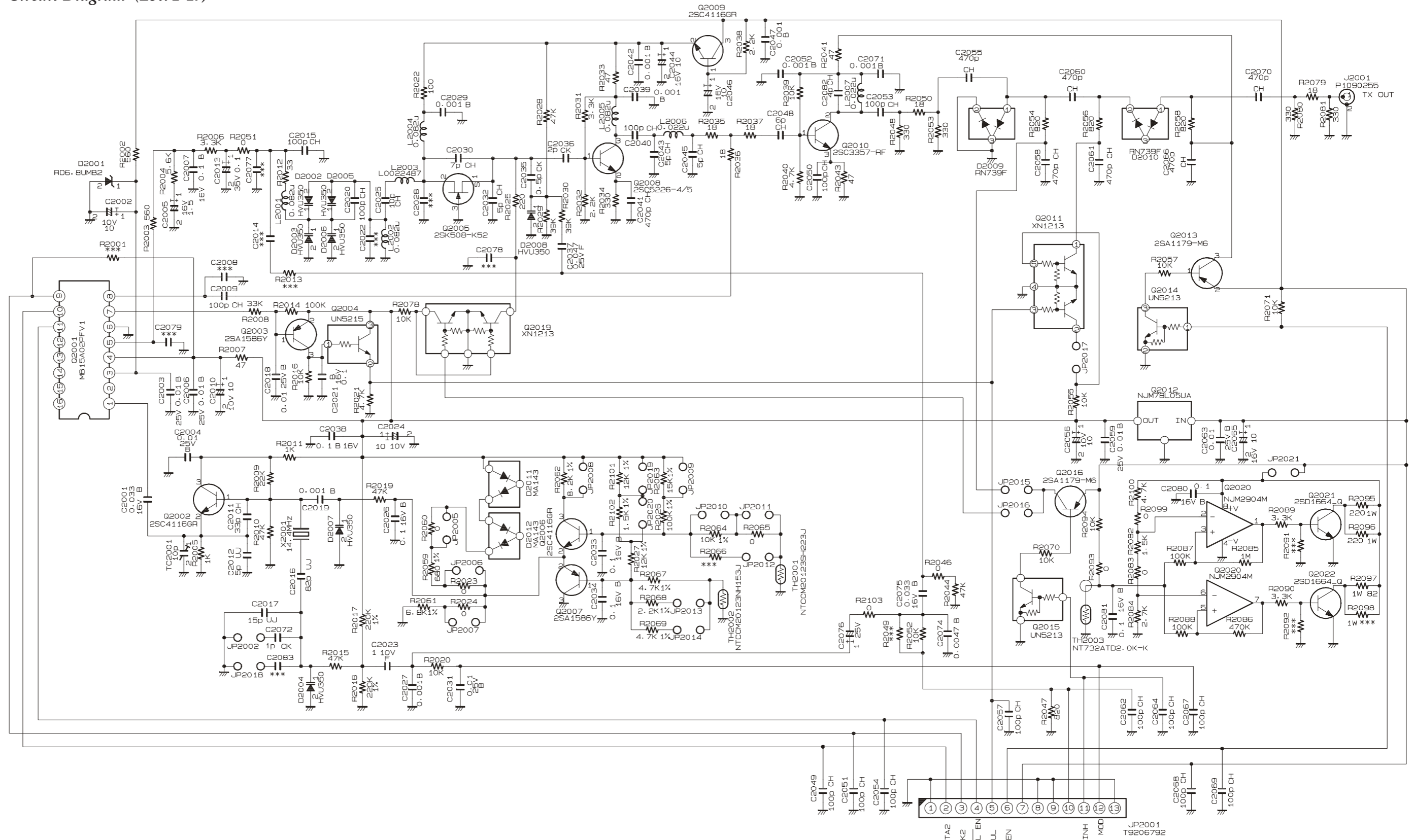
PA-2 Unit (Lot. 62~)

Parts List

REF.	DESCRIPTION	VALUE	V/W	TOL.	MFR'S DESIG	VXSTD P/N	VERS.	LOT.	SIDE	LAYADR
R 7019	CHIP RES.	100	1/10W	5%	RMC1/10T 101J	J24205101	25W	71-	A	F2
R 7019	CHIP RES.	120	1/10W	5%	RMC1/10T 121J	J24205121	50W	71	A	F2
R 7019	CHIP RES.	100	1/10W	5%	RMC1/10T 101J	J24205101	50W	72-	A	F2
R 7020	CHIP RES.	18k	1/16W	5%	RMC1/16 183JATP	J24185183		1-	A	G2
R 7021	CHIP RES.	10k	1/16W	5%	RMC1/16 103JATP	J24185103		1-	A	G2
R 7022	CHIP RES.	100	1/10W	5%	RMC1/10T 101J	J24205101		1-	A	G2
R 7023	CHIP RES.	47k	1/16W	5%	RMC1/16 473JATP	J24185473		1-	A	F3
R 7024	CHIP RES.	10k	1/16W	5%	RMC1/16 103JATP	J24185103		1-	A	E3
R 7025	CHIP RES.	1.8k	1/16W	5%	RMC1/16 182JATP	J24185182		1-62	A	E2
R 7025	CHIP RES.	1.8k	1/16W	5%	RMC1/16 182JATP	J24185182	25W	63-70	A	E2
R 7025	CHIP RES.	1.2k	1/16W	5%	RMC1/16 122JATP	J24185122	25W	71-	A	E2
R 7025	CHIP RES.	820	1/16W	5%	RMC1/16 821JATP	J24185821	50W	63-	A	E2
R 7026	CHIP RES.	47k	1/16W	5%	RMC1/16 473JATP	J24185473		1-	A	H2
R 7027	CHIP RES.	220k	1/10W	5%	RMC1/10T 224J	J24205224		1-	A	D3
R 7028	CHIP RES.	47k	1/16W	5%	RMC1/16 473JATP	J24185473		1-	A	D3
R 7029	CHIP RES.	22k	1/16W	5%	RMC1/16 223JATP	J24185223		1-	A	D3
R 7030	CHIP RES.	22k	1/16W	5%	RMC1/16 223JATP	J24185223		1-	A	D3
R 7031	CHIP RES.	1k	1/16W	5%	RMC1/16 102JATP	J24185102		1-	A	D3
R 7032	CHIP RES.	1k	1/16W	5%	RMC1/16 102JATP	J24185102		1-	A	D3
R 7033	CHIP RES.	1k	1/10W	5%	RMC1/10T 102J	J24205102		1-	A	D3
R 7034	CHIP RES.	10k	1/10W	5%	RMC1/10T 103J	J24205103		1-	A	D3
R 7035	CHIP RES.	10k	1/16W	5%	RMC1/16 103JATP	J24185103		1-	A	C3
R 7036	CHIP RES.	2.2k	1/16W	5%	RMC1/16 222JATP	J24185222		1-	A	C3
R 7038	CHIP RES.	0	1/10W	5%	RMC1/10T 000J	J24205000		1-	A	D2
R 7039	CHIP RES.	0	1/10W	5%	RMC1/10T 000J	J24205000		1-	A	D2
R 7040	CHIP RES.	3.3k	1/16W	5%	RMC1/16 332JATP	J24185332	25W	71-		
R 7040	CHIP RES.	1.8k	1/16W	5%	RMC1/16 182JATP	J24185182	50W	63-		
R 7041	CHIP RES.	3.3k	1/16W	5%	RMC1/16 332JATP	J24185332	25W	71-		
R 7041	CHIP RES.	1.8k	1/16W	5%	RMC1/16 182JATP	J24185182	50W	63-		
R 7042	CHIP RES.	0	1/4W	5%	RMC1/4 000JATP	J24245000	25W VERS. D	71-		
R 7042	CHIP RES.	0	1/4W	5%	RMC1/4 000JATP	J24245000	50W VERS. D	71-		
TH7001	THERMISTOR				NT732ATD2.0K K	G9090079		1-	A	D2
TH7002	THERMISTOR				157-502-53002TP	G9090049		1-	A	E2
	NYLON CLAMP				PLT-1M BK-1	S3000022		1-		
	NYLON CLAMP				PLT-1M BK-1	S3000022		1-		
	HEATSINK PLATE					RA0651100		1-		
	HEATSINK PLATE					RA0651100		63-70		
	BINDING HEAD SCREW				M3X6	U20306001		1-		
	BINDING HEAD SCREW				M3X4	U20304001		71-		
	SHIELD CASE					RA0689900		62		
	SHIELD CASE					RA0689900		63-		
	SHIELD CASE					RA0689900		71-		
	NYLON CLAMP				PLT-1M BK-1	S3000022		1-63		
	NYLON CLAMP				PLT-1M BK-1	S3000022	25W	64-		
	NYLON CLAMP				PLT-1M BK-1	S3000022		1-63		
	NYLON CLAMP				PLT-1M BK-1	S3000022	25W	64-		
	NYLON CLAMP				PLT-1M BK-1	S3000022		1-63		
	NYLON CLAMP				PLT-1M BK-1	S3000022	25W	64-		
	GROUND PLATE					RA069650A	25W VERS. A	71-		
	GROUND PLATE					RA069650A	25W VERS. D	71-		
	GROUND PLATE					RA069650A	25W VERS. BS1	71-		
	GROUND PLATE					RA069650A	50W VERS. D	71-158		
	TERMINAL				B4 AG M3	Q6000114	50W VERS. A	157-		
	TERMINAL				B4 AG M3	Q6000114	50W VERS. D	159-		

TX Unit (Lot.1-59: Replaced by TX-2 Unit)

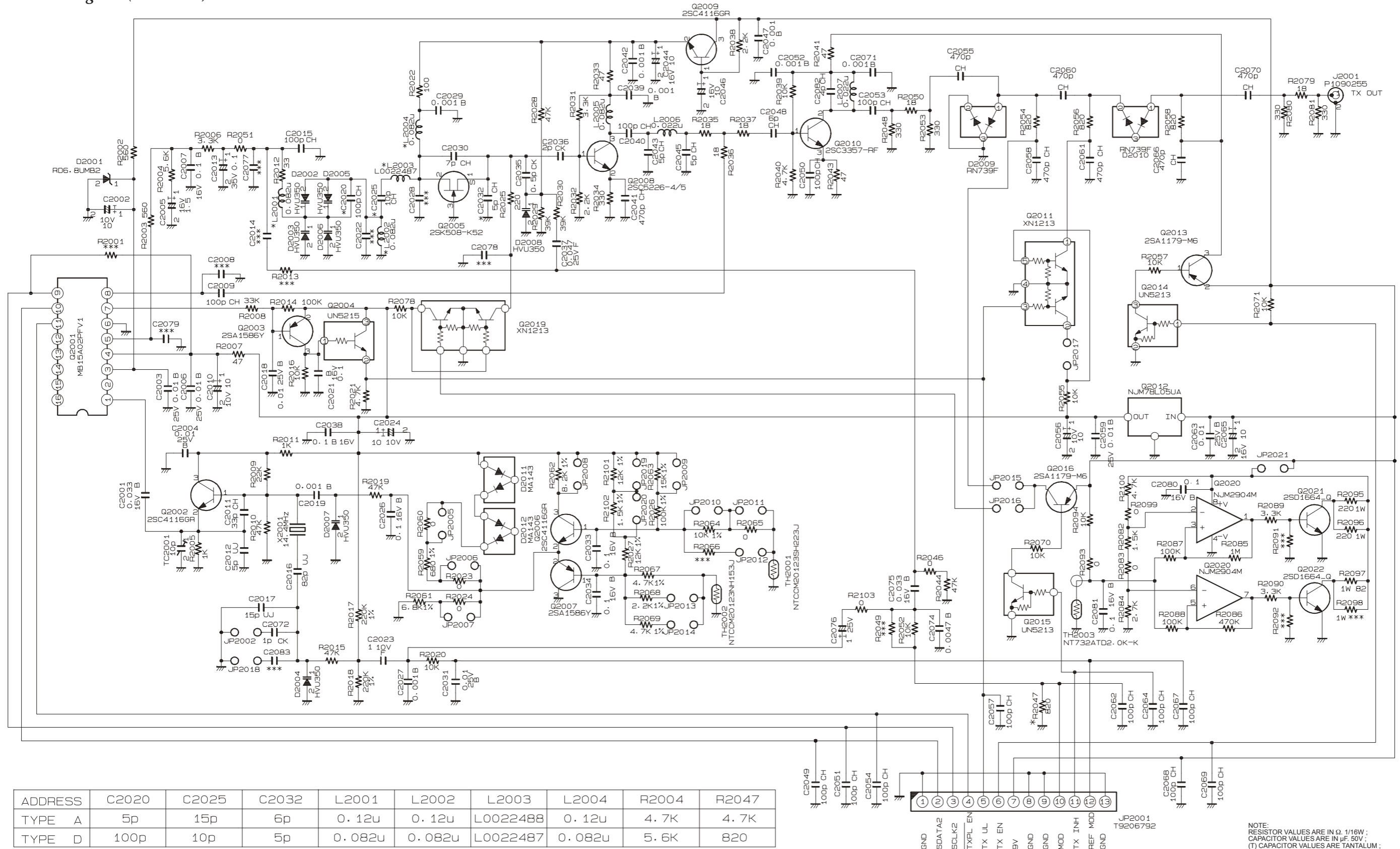
Circuit Diagram (Lot. 1-17)



NOTE:
 RESISTOR VALUES ARE IN Ω, 1/16W ;
 CAPACITOR VALUES ARE IN μF, 50V ;
 (T) CAPACITOR VALUES ARE TANTALUM ;
 ELECTROLYTIC CAPACITORS ARE IN μF, 16V ;
 INDUCTOR VALUES ARE IN H ;
 COIL VALUES ARE IN H ;
 UNLESS OTHERWISE NOTED.

TX Unit (Lot.1-59: Replaced by TX-2 Unit)

Circuit Diagram (Lot. 18-59)



NOTE:
 RESISTOR VALUES ARE IN Ω, 1/16W;
 CAPACITOR VALUES ARE IN μF, 50V;
 (T) CAPACITOR VALUES ARE TANTALUM;
 ELECTROLYTIC CAPACITORS ARE IN μF, 16V;
 INDUCTOR VALUES ARE IN H;
 COIL VALUES ARE IN H;
 UNLESS OTHERWISE NOTED.

TX Unit (Lot.1-59: Replaced by TX-2 Unit)

Note

TX Unit (Lot.1-59: Replaced by TX-2 Unit)

Parts List

REF.	DESCRIPTION	VALUE	V/W	TOL.	MFR'S DESIG	VXSTD P/N	VERS.	LOT.	SIDE	LAYADR
PCB with Components						Not Supply				
C 2001	CHIP CAP.	0.033uF	16V	B	ECJ1VB1C333K	K22129515		1-21	A	C2
C 2001	CHIP CAP.	0.1uF	16V	B	GRM188B11C104KA01D	K22124805		22-	A	C2
C 2002	CHIP TA.CAP.	10uF	10V		TEESVA1A106M8R	K78100028		1-	B	a3
C 2003	CHIP CAP.	0.01uF	25V	B	GRM39B103M25PT	K22144802		1-	A	C3
C 2004	CHIP CAP.	0.01uF	25V	B	GRM39B103M25PT	K22144802		1-	A	C2
C 2005	CHIP TA.CAP.	1.5uF	16V		TEESVA1C155M8R	K78120020		1-	B	b2
C 2006	CHIP CAP.	0.01uF	25V	B	GRM39B103M25PT	K22144802		1-	A	C2
C 2007	CHIP CAP.	0.1uF	16V	B	GRM188B11C104KA01D	K22124805		1-	B	b2
C 2009	CHIP CAP.	100pF	50V	CH	GRM1882C1H101JA01D	K22174235		1-	A	C3
C 2010	CHIP TA.CAP.	10uF	10V		TEESVA1A106M8R	K78100028		1-	A	C2
C 2011	CHIP CAP.	33pF	50V	CH	GRM1882C1H330JA01D	K22174223		1-	A	C2
C 2012	CHIP CAP.	5pF	50V	UJ	GRM1883U1H5R0CZ01D	K22174305		1-	A	C2
C 2013	CHIP TA.CAP.	0.1uF	35V		TEESVA1V104M8R	K78160025		1-	B	b2
C 2015	CHIP CAP.	100pF	50V	CH	GRM1882C1H101JA01D	K22174235		1-	B	b1
C 2016	CHIP CAP.	82pF	50V	UJ	GRM1883U1H820JZ01D	K22174330		1-	A	C2
C 2017	CHIP CAP.	15pF	50V	UJ	GRM1883U1H150JZ01D	K22174312		1-	A	C2
C 2018	CHIP CAP.	0.01uF	25V	B	GRM39B103M25PT	K22144802		1-	A	C3
C 2019	CHIP CAP.	0.001uF	50V	B	GRM188B11H102KA01D	K22174821		1-	A	C2
C 2020	CHIP CAP.	100pF	50V	CH	GRM1882C1H101JA01D	K22174235		1-17	A	B2
C 2020	CHIP CAP.	5pF	50V	CH	GRM1882C1H5R0CZ01D	K22174206	VERS. A	22-	A	B2
C 2020	CHIP CAP.	100pF	50V	CH	GRM1882C1H101JA01D	K22174235	VERS. D	18-	A	B2
C 2021	CHIP CAP.	0.1uF	16V	B	GRM188B11C104KA01D	K22124805		1-	A	C3
C 2022	CHIP CAP.	2pF	50V	CK	GRM1884C1H2R0CZ01D	K22174203	VERS. A	18-21	A	A2
C 2023	CHIP CAP.	1uF	10V	F	GRM188F11A105ZA01D	K22105001		1-	B	a2
C 2024	CHIP TA.CAP.	10uF	10V		TEESVA1A106M8R	K78100028		1-	B	a2
C 2025	CHIP CAP.	10pF	50V	CH	GRM1882C1H100JA01D	K22174211		1-17	A	B2
C 2025	CHIP CAP.	8pF	50V	CH	GRM1882C1H8R0DZ01D	K22174209	VERS. A	18-21	A	B2
C 2025	CHIP CAP.	15pF	50V	CH	GRM1882C1H150JA01D	K22174215	VERS. A	22-	A	B2
C 2025	CHIP CAP.	10pF	50V	CH	GRM1882C1H100JA01D	K22174211	VERS. D	18-	A	B2
C 2026	CHIP CAP.	0.1uF	16V	B	GRM188B11C104KA01D	K22124805		1-	A	C2
C 2027	CHIP CAP.	0.001uF	50V	B	GRM188B11H102KA01D	K22174821		1-	B	a1
C 2028	CHIP CAP.	3pF	50V	CJ	GRM1883C1H3R0CZ01D	K22174204	VERS. A	18-21	A	B2
C 2029	CHIP CAP.	0.001uF	50V	B	GRM188B11H102KA01D	K22174821		1-	A	B2
C 2030	CHIP CAP.	7pF	50V	CH	GRM1882C1H7R0DZ01D	K22174208		1-26	A	B2
C 2030	CHIP CAP.	8pF	50V	CH	GRM1882C1H8R0DZ01D	K22174209	VERS. A	27-	A	B2
C 2030	CHIP CAP.	7pF	50V	CH	GRM1882C1H7R0DZ01D	K22174208	VERS. D	27-	A	B2
C 2031	CHIP CAP.	0.01uF	25V	B	GRM39B103M25PT	K22144802		1-	B	a1
C 2032	CHIP CAP.	5pF	50V	CH	GRM1882C1H5R0CZ01D	K22174206		1-17	A	B2
C 2032	CHIP CAP.	6pF	50V	CH	GRM1882C1H6R0DZ01D	K22174207	VERS. A	18-	A	B2
C 2032	CHIP CAP.	5pF	50V	CH	GRM1882C1H5R0CZ01D	K22174206	VERS. D	18-	A	B2
C 2033	CHIP CAP.	0.1uF	16V	B	GRM188B11C104KA01D	K22124805		1-	B	a3
C 2034	CHIP CAP.	0.1uF	16V	B	GRM188B11C104KA01D	K22124805		1-	B	a3
C 2035	CHIP CAP.	0.5pF	50V	CK	GRM1884C1HR50CZ01D	K22174201		1-17	A	B2
C 2035	CHIP CAP.	1pF	50V	CK	GRM1884C1H1R0CZ01D	K22174202	VERS. A	18-21	A	B2
C 2035	CHIP CAP.	0.5pF	50V	CK	GRM1884C1HR50CZ01D	K22174201	VERS. A	22-	A	B2
C 2035	CHIP CAP.	0.5pF	50V	CK	GRM1884C1HR50CZ01D	K22174201	VERS. D	18-	A	B2
C 2036	CHIP CAP.	2pF	50V	CK	GRM1884C1H2R0CZ01D	K22174203		1-	A	B2
C 2037	CHIP CAP.	0.047uF	25V	F	GRM39F473Z25PT	K22145002		1-	A	B2
C 2038	CHIP CAP.	0.1uF	16V	B	GRM188B11C104KA01D	K22124805		1-	B	a2
C 2039	CHIP CAP.	0.001uF	50V	B	GRM188B11H102KA01D	K22174821		1-	A	B2
C 2040	CHIP CAP.	100pF	50V	CH	GRM1882C1H101JA01D	K22174235		1-	A	B2
C 2041	CHIP CAP.	470pF	50V	CH	GRM1882C1H471JA01D	K22174249		1-	A	B2
C 2042	CHIP CAP.	0.001uF	50V	B	GRM188B11H102KA01D	K22174821		1-	A	B2
C 2043	CHIP CAP.	5pF	50V	CH	GRM1882C1H5R0CZ01D	K22174206		1-	A	B2
C 2044	CHIP TA.CAP.	10uF	16V		TEESVB21C106M8R	K78120025		1-	B	b2
C 2045	CHIP CAP.	5pF	50V	CH	GRM1882C1H5R0CZ01D	K22174206		1-	A	B3
C 2046	CHIP TA.CAP.	10uF	16V		TEESVB21C106M8R	K78120025		1-	B	b2
C 2047	CHIP CAP.	0.001uF	50V	B	GRM188B11H102KA01D	K22174821		1-	B	b2
C 2048	CHIP CAP.	6pF	50V	CH	GRM1882C1H6R0DZ01D	K22174207		1-	A	B3
C 2049	CHIP CAP.	100pF	50V	CH	GRM1882C1H101JA01D	K22174235		1-	B	a1
C 2050	CHIP CAP.	100pF	50V	CH	GRM1882C1H101JA01D	K22174235		1-	A	B3
C 2051	CHIP CAP.	100pF	50V	CH	GRM1882C1H101JA01D	K22174235		1-	B	a1
C 2052	CHIP CAP.	0.001uF	50V	B	GRM188B11H102KA01D	K22174821		1-	A	B3
C 2053	CHIP CAP.	100pF	50V	CH	GRM1882C1H101JA01D	K22174235		1-	A	B3
C 2054	CHIP CAP.	100pF	50V	CH	GRM1882C1H101JA01D	K22174235		1-	B	b1
C 2055	CHIP CAP.	470pF	50V	CH	GRM1882C1H471JA01D	K22174249		1-	A	B3

TX Unit (Lot.1-59: Replaced by TX-2 Unit)

Parts List

REF.	DESCRIPTION	VALUE	V/W	TOL.	MFR'S DESIG	VXSTD P/N	VERS.	LOT.	SIDE	LAYADR
C 2056	CHIP TA.CAP.	10uF	10V		TEESVA1A106M8R	K78100028		1-	A	A1
C 2057	CHIP CAP.	0.001uF	50V	B	GRM188B11H102KA01D	K22174821		1-3	B	b1
C 2057	CHIP CAP.	100pF	50V	CH	GRM1882C1H101JA01D	K22174235		4-	B	b1
C 2058	CHIP CAP.	470pF	50V	CH	GRM1882C1H471JA01D	K22174249		1-	B	c3
C 2059	CHIP CAP.	0.01uF	25V	B	GRM39B103M25PT	K22144802		1-	A	A1
C 2060	CHIP CAP.	470pF	50V	CH	GRM1882C1H471JA01D	K22174249		1-	A	A3
C 2061	CHIP CAP.	470pF	50V	CH	GRM1882C1H471JA01D	K22174249		1-	B	c3
C 2062	CHIP CAP.	0.001uF	50V	B	GRM188B11H102KA01D	K22174821		1-3	B	b1
C 2062	CHIP CAP.	100pF	50V	CH	GRM1882C1H101JA01D	K22174235		4-	B	b1
C 2063	CHIP CAP.	0.01uF	25V	B	GRM39B103M25PT	K22144802		1-	A	B1
C 2064	CHIP CAP.	0.001uF	50V	B	GRM188B11H102KA01D	K22174821		1-3	B	b1
C 2064	CHIP CAP.	100pF	50V	CH	GRM1882C1H101JA01D	K22174235		4-	B	b1
C 2065	CHIP TA.CAP.	10uF	16V		TEESVB21C106M8R	K78120025		1-	B	c1
C 2066	CHIP CAP.	470pF	50V	CH	GRM1882C1H471JA01D	K22174249		1-	A	A3
C 2067	CHIP CAP.	0.001uF	50V	B	GRM188B11H102KA01D	K22174821		1-3	B	b1
C 2067	CHIP CAP.	100pF	50V	CH	GRM1882C1H101JA01D	K22174235		4-	B	b1
C 2068	CHIP CAP.	0.001uF	50V	B	GRM188B11H102KA01D	K22174821		1-3	B	b1
C 2068	CHIP CAP.	100pF	50V	CH	GRM1882C1H101JA01D	K22174235		4-	B	b1
C 2069	CHIP CAP.	0.001uF	50V	B	GRM188B11H102KA01D	K22174821		1-3	B	b1
C 2069	CHIP CAP.	100pF	50V	CH	GRM1882C1H101JA01D	K22174235		4-	B	b1
C 2070	CHIP CAP.	470pF	50V	CH	GRM1882C1H471JA01D	K22174249		1-	A	A3
C 2071	CHIP CAP.	0.001uF	50V	B	GRM188B11H102KA01D	K22174821		1-	A	B3
C 2072	CHIP CAP.	1pF	50V	CK	GRM1884C1H1R0CZ01D	K22174202		1-	A	C2
C 2074	CHIP CAP.	0.0047uF	50V	B	GRM188B11H472KA01D	K22174817		1-	A	B1
C 2075	CHIP CAP.	0.033uF	16V	B	ECJ1VB1C333K	K22129515		1-	A	B1
C 2076	CHIP TA.CAP.	1uF	25V		TEESVA1E105M8R	K78140013		1-	A	C1
C 2080	CHIP CAP.	0.1uF	16V	B	GRM188B11C104KA01D	K22124805		1-	B	a1
C 2081	CHIP CAP.	0.1uF	16V	B	GRM188B11C104KA01D	K22124805		1-	A	C1
C 2082	CHIP CAP.	4pF	50V	CH	GRM1882C1H4R0CZ01D	K22174205		1-	A	B3
D 2001	DIODE				RD6.8UMB2-T1B	G2070438		1-	B	a3
D 2002	DIODE				HVU350 TRF-E	G2070380		1-	A	A2
D 2003	DIODE				HVU350 TRF-E	G2070380		1-	A	A1
D 2004	DIODE				HVU350 TRF-E	G2070380		1-	A	C2
D 2005	DIODE				HVU350 TRF-E	G2070380		1-	A	B2
D 2006	DIODE				HVU350 TRF-E	G2070380		1-	A	B1
D 2007	DIODE				HVU350 TRF-E	G2070380		1-	A	C2
D 2008	DIODE				HVU350 TRF-E	G2070380		1-	A	B2
D 2009	DIODE				RN739F T106	G2070626		1-	A	B3
D 2010	DIODE				RN739F T106	G2070626		1-	A	A3
D 2011	DIODE				MA143-(TX)	G2070536		1-	B	a3
D 2012	DIODE				MA143-(TX)	G2070536		1-	B	a3
J 2001	CONNECTOR				TMP-J01X-A2	P1090255		1-	A	A3
JP2001	WIRE ASSY				A1367+	T9206792		1-	A	C1
L 2001	M.RFC	0.082uH			HK1608 82NJ-T	L1690527		1-21	A	B1
L 2001	M.RFC	0.12uH			HK1608 R12J-T	L1690937	VERS. A	22-	A	B1
L 2001	M.RFC	0.082uH			HK1608 82NJ-T	L1690527	VERS. D	22-	A	B1
L 2002	M.RFC	0.082uH			HK1608 82NJ-T	L1690527		1-21	A	B2
L 2002	M.RFC	0.12uH			HK1608 R12J-T	L1690937	VERS. A	22-	A	B2
L 2002	M.RFC	0.082uH			HK1608 82NJ-T	L1690527	VERS. D	22-	A	B2
L 2003	COIL				E2 0.5-2.0-5T-R	L0022487		1-17	A	B2
L 2003	COIL				E2 0.5-2.0-6T-R	L0022488	VERS. A	18-	A	B2
L 2003	COIL				E2 0.5-2.0-5T-R	L0022487	VERS. D	18-	A	B2
L 2004	M.RFC	0.082uH			HK1608 82NJ-T	L1690527		1-17	A	B2
L 2004	M.RFC	0.12uH			HK1608 R12J-T	L1690937	VERS. A	18-	A	B2
L 2004	M.RFC	0.082uH			HK1608 82NJ-T	L1690527	VERS. D	18-	A	B2
L 2005	M.RFC	0.082uH			HK1608 82NJ-T	L1690527		1-	A	B2
L 2006	CHIP COIL	0.022uH			C2520C-22NK	L1690536		1-	A	B2
L 2007	M.RFC	0.022uH			HK1608 22NJ-T	L1690520		1-	A	B3
Q 2001	IC				MB15A02PFV1-G-BND-EFE1	G1092541		1-	A	C3
Q 2002	TRANSISTOR				2SC4116GR(TE85R.F)	G3341167G		1-	A	C2
Q 2003	TRANSISTOR				2SA1586Y(TE85R.F)	G3115867Y		1-	A	C3
Q 2004	TRANSISTOR				UN5215-(TX)	G3070193		1-	A	C3
Q 2005	FET				2SK508-T2B K52 A	G3805087B		1-	A	B2
Q 2006	TRANSISTOR				2SC4116GR(TE85R.F)	G3341167G		1-	B	a3
Q 2007	TRANSISTOR				2SA1586Y(TE85R.F)	G3115867Y		1-	B	a3
Q 2008	TRANSISTOR				2SC5226-4/5-TL	G3352268Z		1-	A	B2
Q 2009	TRANSISTOR				2SC4116GR(TE85R.F)	G3341167G		1-	B	b2

TX Unit (Lot.1-59: Replaced by TX-2 Unit)

Parts List

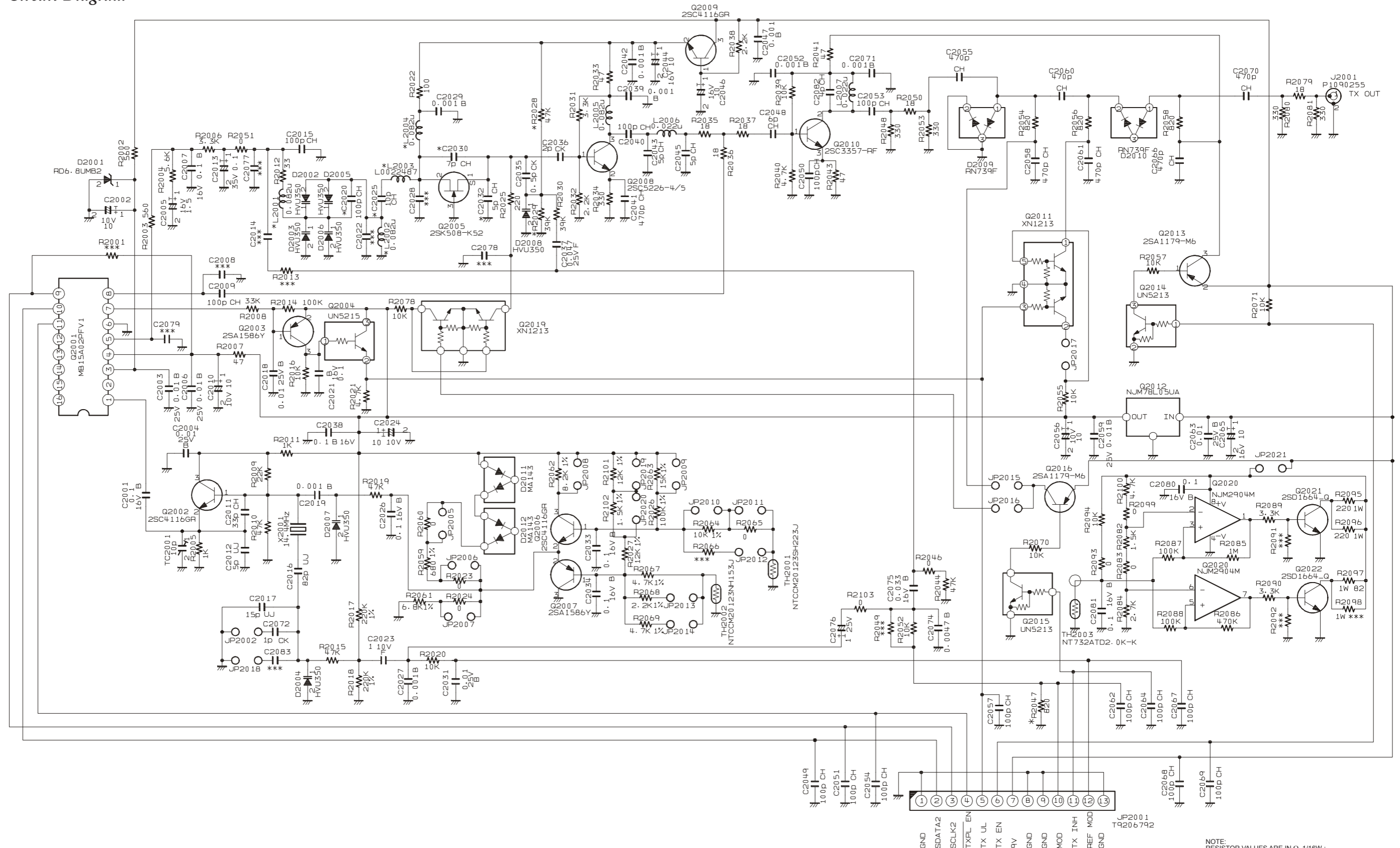
REF.	DESCRIPTION	VALUE	V/W	TOL.	MFR'S DESIG	VXSTD P/N	VERS.	LOT.	SIDE	LAYADR
Q 2010	TRANSISTOR				2SC3357-T2 RF	G3333577F		1-	A	B3
Q 2011	TRANSISTOR				XN1213-(TX)	G3070194		1-	B	c3
Q 2012	IC				NJM78L05UA-TE1	G1091325		1-	A	A1
Q 2013	TRANSISTOR				2SA1179N6-CPA-TB	G3111797F		1-	B	c1
Q 2014	TRANSISTOR				UN5213-(TX)	G3070192		1-	B	c1
Q 2015	TRANSISTOR				UN5213-(TX)	G3070192		1-	B	c1
Q 2016	TRANSISTOR				2SA1179N6-CPA-TB	G3111797F		1-	B	c1
Q 2019	TRANSISTOR				XN1213-(TX)	G3070194		1-	B	c2
Q 2020	IC				NJM2904M-TE2	G1093091		1-	B	a1
Q 2021	TRANSISTOR				2SD1664 T100 Q	G3416647Q		1-	B	a2
Q 2022	TRANSISTOR				2SD1664 T100 Q	G3416647Q		1-	B	a2
R 2002	CHIP RES.	560	1/16W	5%	RMC1/16 561JATP	J24185561		1-	B	a3
R 2003	CHIP RES.	560	1/16W	5%	RMC1/16 561JATP	J24185561		1-	B	a3
R 2004	CHIP RES.	5.6k	1/16W	5%	RMC1/16 562JATP	J24185562		1-21	B	b2
R 2004	CHIP RES.	4.7k	1/16W	5%	RMC1/16 472JATP	J24185472	VERS. A	22-	B	b2
R 2004	CHIP RES.	5.6k	1/16W	5%	RMC1/16 562JATP	J24185562	VERS. D	22-	B	b2
R 2005	CHIP RES.	1k	1/16W	5%	RMC1/16 102JATP	J24185102		1-	A	C2
R 2006	CHIP RES.	3.3k	1/16W	5%	RMC1/16 332JATP	J24185332		1-	B	b2
R 2007	CHIP RES.	47	1/16W	5%	RMC1/16 470JATP	J24185470		1-	A	C2
R 2008	CHIP RES.	33k	1/16W	5%	RMC1/16 333JATP	J24185333		1-	A	C3
R 2009	CHIP RES.	22k	1/16W	5%	RMC1/16 223JATP	J24185223		1-	A	C2
R 2010	CHIP RES.	47k	1/16W	5%	RMC1/16 473JATP	J24185473		1-	A	C2
R 2011	CHIP RES.	1k	1/16W	5%	RMC1/16 102JATP	J24185102		1-	A	C2
R 2012	CHIP RES.	33	1/16W	5%	RMC1/16 330JATP	J24185330		1-	A	B2
R 2014	CHIP RES.	100k	1/16W	5%	RMC1/16 104JATP	J24185104		1-	A	C3
R 2015	CHIP RES.	47k	1/16W	5%	RMC1/16 473JATP	J24185473		1-	A	C2
R 2016	CHIP RES.	10k	1/16W	5%	RMC1/16 103JATP	J24185103		1-	A	C3
R 2017	CHIP RES.	220k	1/16W	1%	RMC1/16 224FTP	J24183224		1-	A	C2
R 2018	CHIP RES.	220k	1/16W	1%	RMC1/16 224FTP	J24183224		1-	A	C2
R 2019	CHIP RES.	47k	1/16W	5%	RMC1/16 473JATP	J24185473		1-	A	C2
R 2020	CHIP RES.	10k	1/16W	5%	RMC1/16 103JATP	J24185103		1-	B	b1
R 2021	CHIP RES.	4.7k	1/16W	5%	RMC1/16 472JATP	J24185472		1-	A	C3
R 2022	CHIP RES.	100	1/16W	5%	RMC1/16 101JATP	J24185101		1-	A	B2
R 2023	CHIP RES.	0	1/16W	5%	RMC1/16 000JATP	J24185000		1-	B	a3
R 2024	CHIP RES.	0	1/16W	5%	RMC1/16 000JATP	J24185000		1-	B	a3
R 2025	CHIP RES.	220	1/16W	5%	RMC1/16 221JATP	J24185221		1-	A	B2
R 2026	CHIP RES.	100k	1/16W	1%	RMC1/16 104FTP	J24183104		1-	B	a3
R 2027	CHIP RES.	12k	1/16W	1%	RMC1/16 123FTP	J24183123		1-	B	a3
R 2028	CHIP RES.	47k	1/16W	5%	RMC1/16 473JATP	J24185473		1-26	A	B2
R 2028	CHIP RES.	56k	1/16W	5%	RMC1/16 563JATP	J24185563	VERS. A	27-	A	B2
R 2028	CHIP RES.	47k	1/16W	5%	RMC1/16 473JATP	J24185473	VERS. D	27-	A	B2
R 2029	CHIP RES.	39k	1/16W	5%	RMC1/16 393JATP	J24185393		1-26	A	B2
R 2029	CHIP RES.	27k	1/16W	5%	RMC1/16 273JATP	J24185273	VERS. A	27-	A	B2
R 2029	CHIP RES.	39k	1/16W	5%	RMC1/16 393JATP	J24185393	VERS. D	27-	A	B2
R 2030	CHIP RES.	39k	1/16W	5%	RMC1/16 393JATP	J24185393		1-	A	B2
R 2031	CHIP RES.	3.3k	1/16W	5%	RMC1/16 332JATP	J24185332		1-	A	B2
R 2032	CHIP RES.	2.2k	1/16W	5%	RMC1/16 222JATP	J24185222		1-	A	B2
R 2033	CHIP RES.	47	1/16W	5%	RMC1/16 470JATP	J24185470		1-	A	B2
R 2034	CHIP RES.	330	1/16W	5%	RMC1/16 331JATP	J24185331		1-	A	B2
R 2035	CHIP RES.	18	1/16W	5%	RMC1/16 180JATP	J24185180		1-	A	B3
R 2036	CHIP RES.	18	1/16W	5%	RMC1/16 180JATP	J24185180		1-	B	b3
R 2037	CHIP RES.	18	1/16W	5%	RMC1/16 180JATP	J24185180		1-	B	b3
R 2038	CHIP RES.	2.2k	1/16W	5%	RMC1/16 222JATP	J24185222		1-	B	b2
R 2039	CHIP RES.	10k	1/16W	5%	RMC1/16 103JATP	J24185103		1-	A	B3
R 2040	CHIP RES.	4.7k	1/16W	5%	RMC1/16 472JATP	J24185472		1-	A	B3
R 2041	CHIP RES.	47	1/10W	5%	RMC1/10T 470J	J24205470		1-	A	B3
R 2043	CHIP RES.	47	1/16W	5%	RMC1/16 470JATP	J24185470		1-	A	B3
R 2044	CHIP RES.	47k	1/16W	5%	RMC1/16 473JATP	J24185473		1-	B	b1
R 2046	CHIP RES.	0	1/16W	5%	RMC1/16 000JATP	J24185000		1-	B	b1
R 2047	CHIP RES.	820	1/16W	5%	RMC1/16 821JATP	J24185821		1-21	A	B1
R 2047	CHIP RES.	4.7k	1/16W	5%	RMC1/16 472JATP	J24185472	VERS. A	22-	A	B1
R 2047	CHIP RES.	820	1/16W	5%	RMC1/16 821JATP	J24185821	VERS. D	22-	A	B1
R 2048	CHIP RES.	330	1/16W	5%	RMC1/16 331JATP	J24185331		1-	A	B3
R 2050	CHIP RES.	18	1/16W	5%	RMC1/16 180JATP	J24185180		1-	A	B3
R 2051	CHIP RES.	0	1/16W	5%	RMC1/16 000JATP	J24185000		1-	B	b2
R 2052	CHIP RES.	10k	1/16W	5%	RMC1/16 103JATP	J24185103		1-	A	B1
R 2053	CHIP RES.	330	1/16W	5%	RMC1/16 331JATP	J24185331		1-	A	B3

TX Unit (Lot.1-59: Replaced by TX-2 Unit)

Parts List

REF.	DESCRIPTION	VALUE	V/W	TOL.	MFR'S DESIG	VXSTD P/N	VERS.	LOT.	SIDE	LAYADR
R 2054	CHIP RES.	820	1/16W	5%	RMC1/16 821JATP	J24185821		1-	A	B3
R 2055	CHIP RES.	10k	1/16W	5%	RMC1/16 103JATP	J24185103		1-	A	C3
R 2056	CHIP RES.	820	1/16W	5%	RMC1/16 821JATP	J24185821		1-	A	A3
R 2057	CHIP RES.	10k	1/16W	5%	RMC1/16 103JATP	J24185103		1-	B	c1
R 2058	CHIP RES.	820	1/16W	5%	RMC1/16 821JATP	J24185821		1-	A	A3
R 2059	CHIP RES.	680	1/16W	1%	RMC1/16 681FTP	J24183681		1-	A	C3
R 2060	CHIP RES.	0	1/16W	5%	RMC1/16 000JATP	J24185000		1-	B	a3
R 2061	CHIP RES.	6.8k	1/16W	1%	RMC1/16 682FTP	J24183682		1-	A	C3
R 2062	CHIP RES.	8.2k	1/16W	1%	RMC1/16 822FTP	J24183822		1-	B	a3
R 2063	CHIP RES.	15k	1/16W	1%	RMC1/16 153FTP	J24183153		1-	B	a3
R 2064	CHIP RES.	10k	1/16W	1%	RMC1/16 103FTP	J24183103		1-	B	a3
R 2065	CHIP RES.	0	1/16W	5%	RMC1/16 000JATP	J24185000		1-	B	a3
R 2067	CHIP RES.	4.7k	1/16W	1%	RMC1/16 472FTP	J24183472		1-	B	a3
R 2068	CHIP RES.	2.2k	1/16W	1%	RMC1/16 222FTP	J24183222		1-	B	a3
R 2069	CHIP RES.	4.7k	1/16W	1%	RMC1/16 472FTP	J24183472		1-	B	a3
R 2070	CHIP RES.	10k	1/16W	5%	RMC1/16 103JATP	J24185103		1-	B	c1
R 2071	CHIP RES.	10k	1/16W	5%	RMC1/16 103JATP	J24185103		1-	B	c1
R 2078	CHIP RES.	10k	1/16W	5%	RMC1/16 103JATP	J24185103		1-	B	c2
R 2079	CHIP RES.	18	1/16W	5%	RMC1/16 180JATP	J24185180		1-	B	c3
R 2080	CHIP RES.	330	1/16W	5%	RMC1/16 331JATP	J24185331		1-	B	c3
R 2081	CHIP RES.	330	1/16W	5%	RMC1/16 331JATP	J24185331		1-	B	c3
R 2082	CHIP RES.	1.5k	1/16W	5%	RMC1/16 152JATP	J24185152		1-	A	C1
R 2083	CHIP RES.	0	1/16W	5%	RMC1/16 000JATP	J24185000		1-	A	C1
R 2084	CHIP RES.	2.7k	1/16W	5%	RMC1/16 272JATP	J24185272		1-	A	C1
R 2085	CHIP RES.	1M	1/16W	5%	RMC1/16 105JATP	J24185105		1-	A	C1
R 2086	CHIP RES.	470k	1/16W	5%	RMC1/16 474JATP	J24185474		1-	A	C1
R 2087	CHIP RES.	100k	1/16W	5%	RMC1/16 104JATP	J24185104		1-	A	C1
R 2088	CHIP RES.	100k	1/16W	5%	RMC1/16 104JATP	J24185104		1-	A	C1
R 2089	CHIP RES.	3.3k	1/16W	5%	RMC1/16 332JATP	J24185332		1-	B	a1
R 2090	CHIP RES.	3.3k	1/16W	5%	RMC1/16 332JATP	J24185332		1-	B	a1
R 2093	CHIP RES.	0	1/16W	5%	RMC1/16 000JATP	J24185000		1-	A	C1
R 2094	CHIP RES.	10k	1/16W	5%	RMC1/16 103JATP	J24185103		1-	A	C1
R 2095	CHIP RES.	220	1W	5%	RMC1 221JTE	J24305221		1-	B	a2
R 2096	CHIP RES.	220	1W	5%	RMC1 221JTE	J24305221		1-	B	a2
R 2097	CHIP RES.	82	1W	5%	RMC1 820JTE	J24305820		1-	B	a2
R 2099	CHIP RES.	0	1/16W	5%	RMC1/16 000JATP	J24185000		1-	A	C1
R 2100	CHIP RES.	4.7k	1/16W	5%	RMC1/16 472JATP	J24185472		1-	A	C1
R 2101	CHIP RES.	12k	1/16W	1%	RMC1/16 123FTP	J24183123		1-	B	a3
R 2102	CHIP RES.	1.5k	1/16W	1%	RMC1/16 152FTP	J24183152		1-	B	a3
R 2103	CHIP RES.	0	1/16W	5%	RMC1/16 000JATP	J24185000		1-	A	C1
TC2001	TRIMMER CAP.	10pF			ECR-JA010A11X	K91000227		1-	A	C2
TH2001	THERMISTOR				NTCG203SH223JT	G9090106		1-	B	a3
TH2002	THERMISTOR				NTCG203NH153JT	G9090105		1-	B	a3
TH2003	THERMISTOR				NT732ATD2.0K K	G9090079		1-	B	c3
X 2001	XTAL TOP-B	14.4MHz			14.4MHZ	H0103221		1-	A	C2
	SHIELD CASE				VCO	RA0014300		1-		
	SHIELD CASE					R0151950		1-		
	LEAF SPRING					R0140031		4-		
	LEAF SPRING					R0140031	VERS. A, EIA (CE)	31-		
	GROUND PLATE					RA0338600	VERS. A, EIA (CE)	31-		

Circuit Diagram



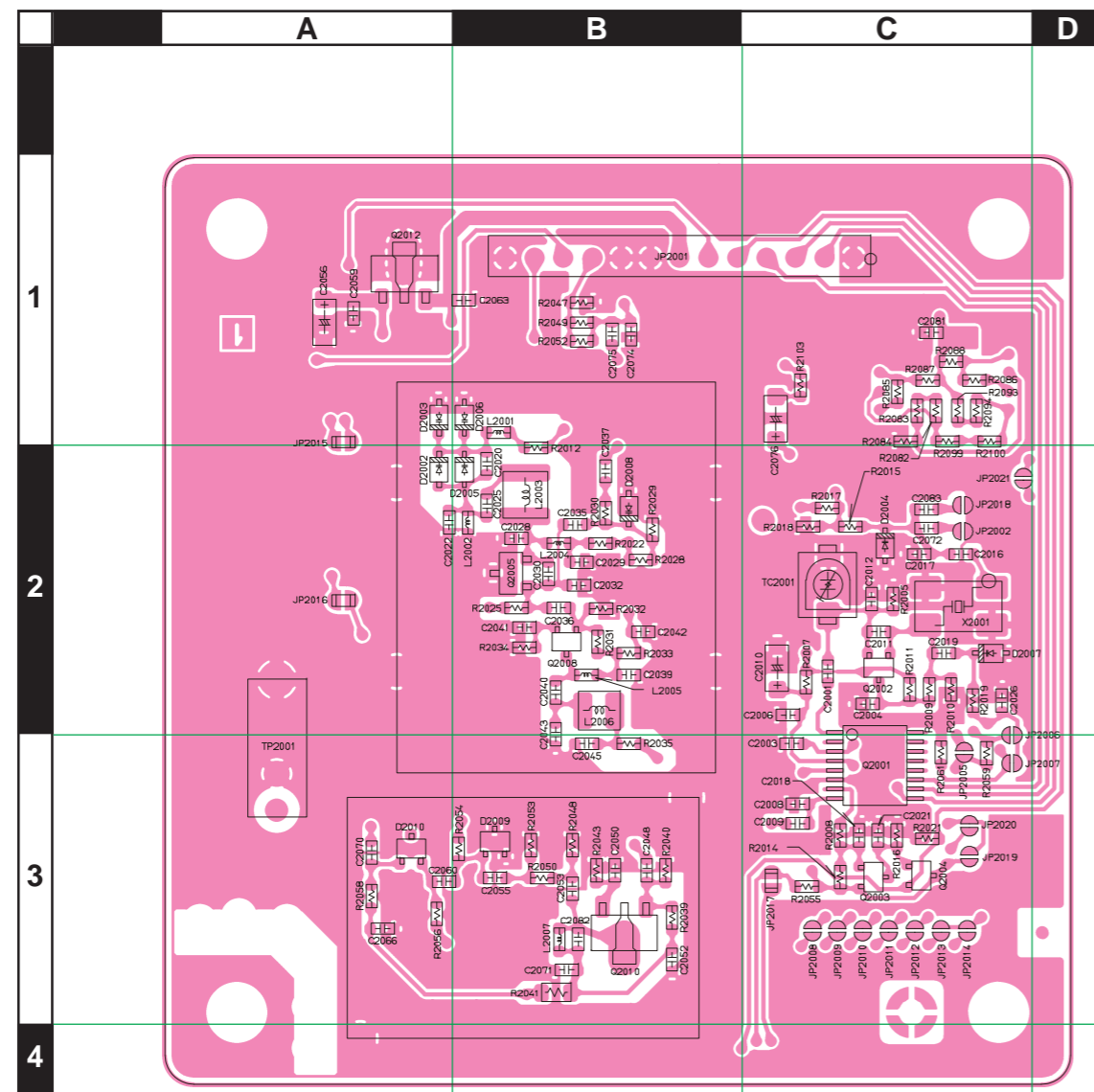
ADDRESS	C2020	C2025	C2030	C2032	L2001	L2002	L2003	L2004	R2004	R2028	R2029	R2047
TYPE A	5p	15p	8p	6p	0.12u	0.12u	L0022488	0.12u	4.7K	56K	27K	4.7K
TYPE D	100p	10p	7p	5p	0.082u	0.082u	L0022487	0.082u	5.6K	47K	39K	820
TYPE BS1	5p	10p	8p	6p	0.1u	0.1u	L0022488	0.1u	4.7K	56K	27K	4.7K

NOTE:
 RESISTOR VALUES ARE IN Ω, 1/16W;
 CAPACITOR VALUES ARE IN μF, 50V;
 (T) CAPACITOR VALUES ARE TANTALUM;
 ELECTROLYTIC CAPACITORS ARE IN μF, 16V;
 INDUCTOR VALUES ARE IN H;
 COIL VALUES ARE IN H;
 UNLESS OTHERWISE NOTED.

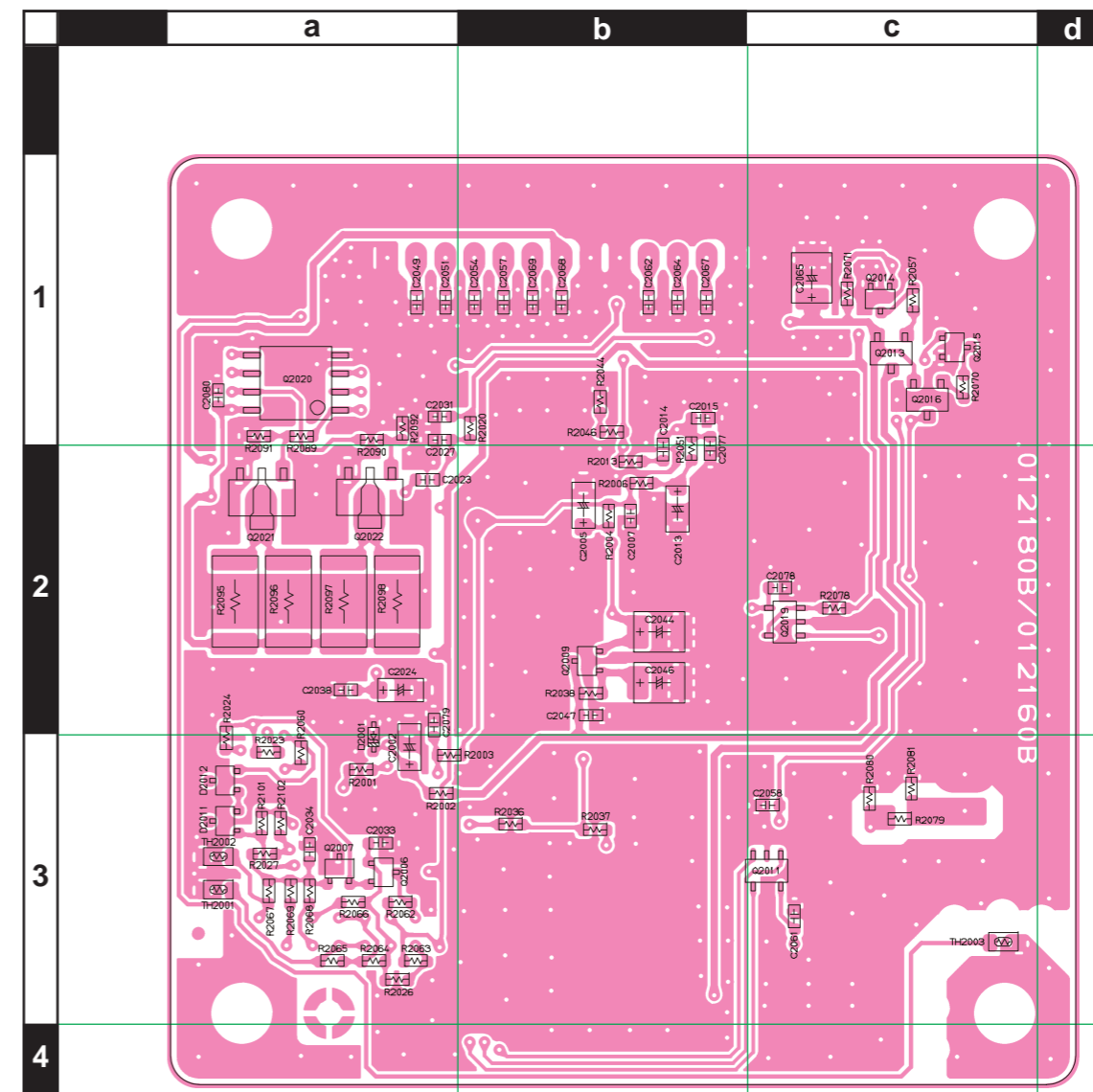
TX-2 Unit (Lot. 60-)

Note

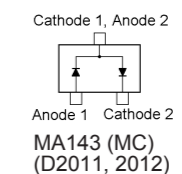
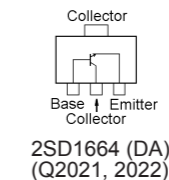
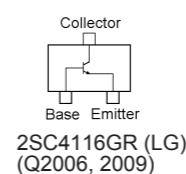
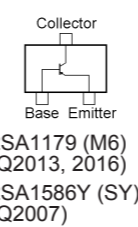
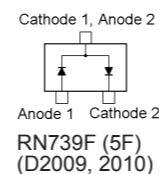
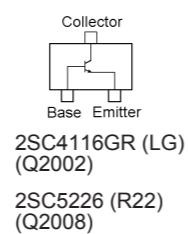
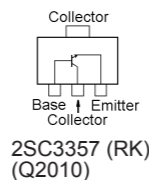
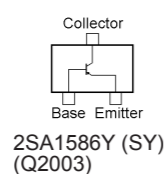
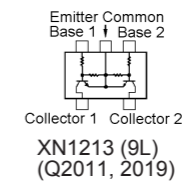
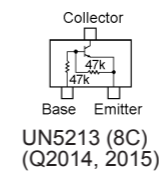
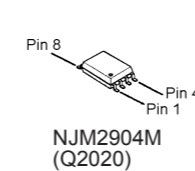
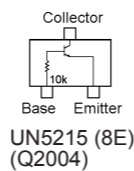
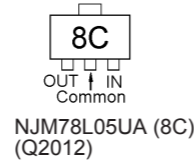
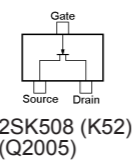
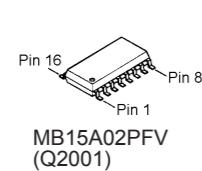
Parts Layout



Side A



Side B



TX-2 Unit (Lot. 60-)

Note

TX-2 Unit (Lot.60-)

Parts List

REF.	DESCRIPTION	VALUE	V/W	TOL.	MFR'S DESIG	VXSTD P/N	VERS.	LOT.	SIDE	LAYADR
PCB with Components						CB2939004	VERS. BS1 (Except EIA/CE, Lot.60-61)			
						CB2939005	VERS. BS1 (EIA/CE, Lot.60-61)			
						CB2939008	VERS. D (Except EIA/CE, Lot.60-61)			
						CB2939009	VERS. D (EIA/CE, Lot.60-61)			
						CB2939010	VERS. A (Except EIA/CE, Lot.60-61)			
						CB2939011	VERS. A (EIA/CE, Lot.60-61)			
						CB2939012	VERS. D, 50 W (Except EIA/CE, Lot.62-)			
						CB2939013	VERS. D, 25 W (EIA/CE, Lot.62-)			
						CB2939014	VERS. A, 50 W (Except EIA/CE, Lot.62-)			
						CB2939015	VERS. A, 25 W (EIA/CE, Lot.62-)			
C 2001	CHIP CAP.	0.1uF	16V	B	GRM188B11C104KA01D	K22124805		1-	A	C2
C 2002	CHIP TA.CAP.	10uF	10V		TEESVA1A106M8R	K78100028		1-	B	a3
C 2003	CHIP CAP.	0.01uF	25V	B	GRM39B103M25PT	K22144802		1-	A	C3
C 2004	CHIP CAP.	0.01uF	25V	B	GRM39B103M25PT	K22144802		1-	A	C2
C 2005	CHIP TA.CAP.	1.5uF	16V		TEESVA1C155M8R	K78120020		1-	B	b2
C 2006	CHIP CAP.	0.01uF	25V	B	GRM39B103M25PT	K22144802		1-	A	C2
C 2007	CHIP CAP.	0.1uF	16V	B	GRM188B11C104KA01D	K22124805		1-	B	b2
C 2009	CHIP CAP.	100pF	50V	CH	GRM1882C1H101JA01D	K22174235		1-	A	C3
C 2010	CHIP TA.CAP.	10uF	10V		TEESVA1A106M8R	K78100028		1-	A	C2
C 2011	CHIP CAP.	33pF	50V	CH	GRM1882C1H330JA01D	K22174223		1-	A	C2
C 2012	CHIP CAP.	5pF	50V	UJ	GRM1883U1H5R0CZ01D	K22174305		1-	A	C2
C 2013	CHIP TA.CAP.	0.1uF	35V		TEESVA1V104M8R	K78160025		1-	B	b2
C 2015	CHIP CAP.	100pF	50V	CH	GRM1882C1H101JA01D	K22174235		1-	B	b1
C 2016	CHIP CAP.	82pF	50V	UJ	GRM1883U1H820JZ01D	K22174330		1-	A	C2
C 2017	CHIP CAP.	15pF	50V	UJ	GRM1883U1H150JZ01D	K22174312		1-	A	C2
C 2018	CHIP CAP.	0.01uF	25V	B	GRM39B103M25PT	K22144802		1-	A	C3
C 2019	CHIP CAP.	0.001uF	50V	B	GRM188B11H102KA01D	K22174821		1-	A	C2
C 2020	CHIP CAP.	5pF	50V	CH	GRM1882C1H5R0CZ01D	K22174206	VERS. A	1-	A	B2
C 2020	CHIP CAP.	5pF	50V	CH	GRM1882C1H5R0CZ01D	K22174206	VERS. BS1	62-	A	B2
C 2020	CHIP CAP.	100pF	50V	CH	GRM1882C1H101JA01D	K22174235	VERS. D	1-	A	B2
C 2021	CHIP CAP.	0.1uF	16V	B	GRM188B11C104KA01D	K22124805		1-	A	C3
C 2023	CHIP CAP.	1uF	10V	F	GRM188F11A105ZA01D	K22105001		1-	B	a2
C 2024	CHIP TA.CAP.	10uF	10V		TEESVA1A106M8R	K78100028		1-	B	a2
C 2025	CHIP CAP.	15pF	50V	CH	GRM1882C1H150JA01D	K22174215	VERS. A	1-	A	B2
C 2025	CHIP CAP.	10pF	50V	CH	GRM1882C1H100JA01D	K22174211	VERS. BS1	62-63	A	B2
C 2025	CHIP CAP.	12pF	50V	CH	GRM1882C1H120JA01D	K22174213	VERS. BS1	64-	A	B2
C 2025	CHIP CAP.	10pF	50V	CH	GRM1882C1H100JA01D	K22174211	VERS. D	1-	A	B2
C 2026	CHIP CAP.	0.1uF	16V	B	GRM188B11C104KA01D	K22124805		1-	A	C2
C 2027	CHIP CAP.	0.001uF	50V	B	GRM188B11H102KA01D	K22174821		1-	B	a1
C 2029	CHIP CAP.	0.001uF	50V	B	GRM188B11H102KA01D	K22174821		1-	A	B2
C 2030	CHIP CAP.	8pF	50V	CH	GRM1882C1H8R0DZ01D	K22174209	VERS. A	1-	A	B2
C 2030	CHIP CAP.	8pF	50V	CH	GRM1882C1H8R0DZ01D	K22174209	VERS. BS1	62-	A	B2
C 2030	CHIP CAP.	7pF	50V	CH	GRM1882C1H7R0DZ01D	K22174208	VERS. D	1-	A	B2
C 2031	CHIP CAP.	0.01uF	25V	B	GRM39B103M25PT	K22144802		1-	B	a1
C 2032	CHIP CAP.	6pF	50V	CH	GRM1882C1H6R0DZ01D	K22174207	VERS. A	1-	A	B2
C 2032	CHIP CAP.	6pF	50V	CH	GRM1882C1H6R0DZ01D	K22174207	VERS. BS1	62-	A	B2
C 2032	CHIP CAP.	5pF	50V	CH	GRM1882C1H5R0CZ01D	K22174206	VERS. D	1-	A	B2
C 2033	CHIP CAP.	0.1uF	16V	B	GRM188B11C104KA01D	K22124805		1-	B	a3
C 2034	CHIP CAP.	0.1uF	16V	B	GRM188B11C104KA01D	K22124805		1-	B	a3
C 2035	CHIP CAP.	0.5pF	50V	CK	GRM1884C1HR50CZ01D	K22174201	VERS. A	1-63	A	B2
C 2035	CHIP CAP.	1pF	50V	CK	GRM1884C1H1R0CZ01D	K22174202	VERS. A	64-	A	B2
C 2035	CHIP CAP.	0.5pF	50V	CK	GRM1884C1HR50CZ01D	K22174201	VERS. BS1	62-	A	B2
C 2035	CHIP CAP.	1pF	50V	CK	GRM1884C1H1R0CZ01D	K22174202	VERS. BS1	64-	A	B2
C 2035	CHIP CAP.	0.5pF	50V	CK	GRM1884C1HR50CZ01D	K22174201	VERS. D	1-	A	B2
C 2036	CHIP CAP.	2pF	50V	CK	GRM1884C1H2R0CZ01D	K22174203		1-	A	B2
C 2037	CHIP CAP.	0.047uF	25V	F	GRM39F473Z25PT	K22145002		1-	A	B2
C 2038	CHIP CAP.	0.1uF	16V	B	GRM188B11C104KA01D	K22124805		1-	B	a2
C 2039	CHIP CAP.	0.001uF	50V	B	GRM188B11H102KA01D	K22174821		1-	A	B2
C 2040	CHIP CAP.	100pF	50V	CH	GRM1882C1H101JA01D	K22174235		1-	A	B2
C 2041	CHIP CAP.	470pF	50V	CH	GRM1882C1H471JA01D	K22174249		1-	A	B2
C 2042	CHIP CAP.	0.001uF	50V	B	GRM188B11H102KA01D	K22174821		1-	A	B2
C 2043	CHIP CAP.	5pF	50V	CH	GRM1882C1H5R0CZ01D	K22174206		1-	A	B2
C 2044	CHIP TA.CAP.	10uF	16V		TEESVB21C106M8R	K78120025		1-	B	b2
C 2045	CHIP CAP.	5pF	50V	CH	GRM1882C1H5R0CZ01D	K22174206		1-	A	B3
C 2046	CHIP TA.CAP.	10uF	16V		TEESVB21C106M8R	K78120025		1-	B	b2
C 2047	CHIP CAP.	0.001uF	50V	B	GRM188B11H102KA01D	K22174821		1-	B	b2
C 2048	CHIP CAP.	6pF	50V	CH	GRM1882C1H6R0DZ01D	K22174207		1-	A	B3

TX-2 Unit (Lot.60-)

Parts List

REF.	DESCRIPTION	VALUE	V/W	TOL.	MFR'S DESIG	VXSTD P/N	VERS.	LOT.	SIDE	LAYADR
C 2049	CHIP CAP.	100pF	50V	CH	GRM1882C1H101JA01D	K22174235		1-	B	a1
C 2050	CHIP CAP.	100pF	50V	CH	GRM1882C1H101JA01D	K22174235		1-	A	B3
C 2051	CHIP CAP.	100pF	50V	CH	GRM1882C1H101JA01D	K22174235		1-	B	a1
C 2052	CHIP CAP.	0.001uF	50V	B	GRM188B11H102KA01D	K22174821		1-	A	B3
C 2053	CHIP CAP.	100pF	50V	CH	GRM1882C1H101JA01D	K22174235		1-	A	B3
C 2054	CHIP CAP.	100pF	50V	CH	GRM1882C1H101JA01D	K22174235		1-	B	b1
C 2055	CHIP CAP.	470pF	50V	CH	GRM1882C1H471JA01D	K22174249		1-	A	B3
C 2056	CHIP TA.CAP.	10uF	10V		TEESVA1A106M8R	K78100028		1-	A	A1
C 2057	CHIP CAP.	100pF	50V	CH	GRM1882C1H101JA01D	K22174235		1-	B	b1
C 2058	CHIP CAP.	470pF	50V	CH	GRM1882C1H471JA01D	K22174249		1-	B	c3
C 2059	CHIP CAP.	0.01uF	25V	B	GRM39B103M25PT	K22144802		1-	A	A1
C 2060	CHIP CAP.	470pF	50V	CH	GRM1882C1H471JA01D	K22174249		1-	A	A3
C 2061	CHIP CAP.	470pF	50V	CH	GRM1882C1H471JA01D	K22174249		1-	B	c3
C 2062	CHIP CAP.	100pF	50V	CH	GRM1882C1H101JA01D	K22174235		1-	B	b1
C 2063	CHIP CAP.	0.01uF	25V	B	GRM39B103M25PT	K22144802		1-	A	B1
C 2064	CHIP CAP.	100pF	50V	CH	GRM1882C1H101JA01D	K22174235		1-	B	b1
C 2065	CHIP TA.CAP.	10uF	16V		TEESVB21C106M8R	K78120025		1-	B	c1
C 2066	CHIP CAP.	470pF	50V	CH	GRM1882C1H471JA01D	K22174249		1-	A	A3
C 2067	CHIP CAP.	100pF	50V	CH	GRM1882C1H101JA01D	K22174235		1-	B	b1
C 2068	CHIP CAP.	100pF	50V	CH	GRM1882C1H101JA01D	K22174235		1-	B	b1
C 2069	CHIP CAP.	100pF	50V	CH	GRM1882C1H101JA01D	K22174235		1-	B	b1
C 2070	CHIP CAP.	470pF	50V	CH	GRM1882C1H471JA01D	K22174249		1-	A	A3
C 2071	CHIP CAP.	0.001uF	50V	B	GRM188B11H102KA01D	K22174821		1-	A	B3
C 2072	CHIP CAP.	1pF	50V	CK	GRM1884C1H1R0CZ01D	K22174202		1-	A	C2
C 2074	CHIP CAP.	0.0047uF	50V	B	GRM188B11H472KA01D	K22174817		1-	A	B1
C 2075	CHIP CAP.	0.033uF	16V	B	ECJ1VB1C333K	K22129515		1-156	A	B1
C 2075	CHIP CAP.	0.033uF	16V	B	GRM188B11C333KA01D	K22124812		157-	A	B1
C 2076	CHIP TA.CAP.	1uF	25V		TEESVA1E105M8R	K78140013		1-	A	C1
C 2080	CHIP CAP.	0.1uF	16V	B	GRM188B11C104KA01D	K22124805		1-	B	a1
C 2081	CHIP CAP.	0.1uF	16V	B	GRM188B11C104KA01D	K22124805		1-	A	C1
C 2082	CHIP CAP.	4pF	50V	CH	GRM1882C1H4R0CZ01D	K22174205		1-	A	B3
D 2001	DIODE				RD6.8UMB2-T1B	G2070438		1-	B	a3
D 2002	DIODE				HVU350 TRF-E	G2070380		1-	A	A2
D 2003	DIODE				HVU350 TRF-E	G2070380		1-	A	A1
D 2004	DIODE				HVU350 TRF-E	G2070380		1-	A	C2
D 2005	DIODE				HVU350 TRF-E	G2070380		1-	A	B2
D 2006	DIODE				HVU350 TRF-E	G2070380		1-	A	B1
D 2007	DIODE				HVU350 TRF-E	G2070380		1-	A	C2
D 2008	DIODE				HVU350 TRF-E	G2070380		1-63	A	B2
D 2008	DIODE				1SV214(TPH2.F)	G2070356	VERS. A	64-	A	B2
D 2008	DIODE				1SV214(TPH2.F)	G2070356	VERS. BS1	64-	A	B2
D 2008	DIODE				HVU350 TRF-E	G2070380	VERS. D	64-	A	B2
D 2009	DIODE				RN739F T106	G2070626		1-	A	B3
D 2010	DIODE				RN739F T106	G2070626		1-	A	A3
D 2011	DIODE				MA143-(TX)	G2070536		1-185	B	a3
D 2011	DIODE				DA3J101F0L	G2071354		186-	B	a3
D 2012	DIODE				MA143-(TX)	G2070536		1-185	B	a3
D 2012	DIODE				DA3J101F0L	G2071354		186-	B	a3
J 2001	CONNECTOR				TMP-J01X-A2	P1090255		1-70	A	A3
J 2001	CONNECTOR				TMP-S01X-C1	P1091254		71-	A	A3
JP2001	WIRE ASSY				A1367+	T9206792		1-	A	C1
L 2001	M.RFC	0.12uH			HK1608 R12J-T	L1690937	VERS. A	1-	A	B1
L 2001	M.RFC	0.1uH			HK1608 R10J-T	L1690528	VERS. BS1	62-	A	B1
L 2001	M.RFC	0.082uH			HK1608 82NJ-T	L1690527	VERS. D	1-	A	B1
L 2002	M.RFC	0.12uH			HK1608 R12J-T	L1690937	VERS. A	1-	A	B2
L 2002	M.RFC	0.1uH			HK1608 R10J-T	L1690528	VERS. BS1	62-	A	B2
L 2002	M.RFC	0.082uH			HK1608 82NJ-T	L1690527	VERS. D	1-	A	B2
L 2003	COIL				E2 0.5-2.0-6T-R	L0022488	VERS. A	1-	A	B2
L 2003	COIL				E2 0.5-2.0-6T-R	L0022488	VERS. BS1	62-	A	B2
L 2003	COIL				E2 0.5-2.0-5T-R	L0022487	VERS. D	1-	A	B2
L 2004	M.RFC	0.12uH			HK1608 R12J-T	L1690937	VERS. A	1-	A	B2
L 2004	M.RFC	0.1uH			HK1608 R10J-T	L1690528	VERS. BS1	62-	A	B2
L 2004	M.RFC	0.082uH			HK1608 82NJ-T	L1690527	VERS. D	1-	A	B2
L 2005	M.RFC	0.082uH			HK1608 82NJ-T	L1690527		1-	A	B2
L 2006	CHIP COIL	0.022uH			C2520C-22NK	L1690536		1-	A	B2
L 2007	M.RFC	0.022uH			HK1608 22NJ-T	L1690520		1-	A	B3
Q 2001	IC				MB15A02PFV1-G-BND-EFE1	G1092541		1-	A	C3

TX-2 Unit (Lot.60-)

Parts List

REF.	DESCRIPTION	VALUE	V/W	TOL.	MFR'S DESIG	VXSTD P/N	VERS.	LOT.	SIDE	LAYADR
Q 2002	TRANSISTOR				2SC4116GR(TE85R.F)	G3341167G		1-	A	C2
Q 2003	TRANSISTOR				2SA1586Y(TE85R.F)	G3115867Y		1-	A	C3
Q 2004	TRANSISTOR				UN5215-(TX)	G3070193		1-152	A	C3
Q 2004	TRANSISTOR				DRC5114T0L	G3070444		153-	A	C3
Q 2005	FET				2SK508-T2B K52 A	G3805087B		1-	A	B2
Q 2006	TRANSISTOR				2SC4116GR(TE85R.F)	G3341167G		1-	B	a3
Q 2007	TRANSISTOR				2SA1586Y(TE85R.F)	G3115867Y		1-	B	a3
Q 2008	TRANSISTOR				2SC5226-4/5-TL	G3352268Z		1-	A	B2
Q 2009	TRANSISTOR				2SC4116GR(TE85R.F)	G3341167G		1-	B	b2
Q 2010	TRANSISTOR				2SC3357-T2 RF	G3333577F		1-	A	B3
Q 2011	TRANSISTOR				XN1213-(TX)	G3070194		1-167	B	c3
Q 2011	TRANSISTOR				DMC261030L	G3070445		168-	B	c3
Q 2012	IC				NJM78L05UA-TE1	G1091325		1-	A	A1
Q 2013	TRANSISTOR				2SA1179N6-CPA-TB	G3111797F		1-	B	c1
Q 2014	TRANSISTOR				UN5213-(TX)	G3070192		1-157	B	c1
Q 2014	TRANSISTOR				DRC5144E	G3070440		158-	B	c1
Q 2015	TRANSISTOR				UN5213-(TX)	G3070192		1-157	B	c1
Q 2015	TRANSISTOR				DRC5144E	G3070440		158-	B	c1
Q 2016	TRANSISTOR				2SA1179N6-CPA-TB	G3111797F		1-	B	c1
Q 2019	TRANSISTOR				XN1213-(TX)	G3070194		1-167	B	c2
Q 2019	TRANSISTOR				DMC261030L	G3070445		168-	B	c2
Q 2020	IC				NJM2904M-TE2	G1093091		1-	B	a1
Q 2021	TRANSISTOR				2SD1664 T100 Q	G3416647Q		1-	B	a2
Q 2022	TRANSISTOR				2SD1664 T100 Q	G3416647Q		1-	B	a2
R 2002	CHIP RES.	560	1/16W	5%	RMC1/16 561JATP	J24185561		1-	B	a3
R 2003	CHIP RES.	560	1/16W	5%	RMC1/16 561JATP	J24185561		1-	B	a3
R 2004	CHIP RES.	4.7k	1/16W	5%	RMC1/16 472JATP	J24185472	VERS. A	1-	B	b2
R 2004	CHIP RES.	4.7k	1/16W	5%	RMC1/16 472JATP	J24185472	VERS. BS1	62-	B	b2
R 2004	CHIP RES.	5.6k	1/16W	5%	RMC1/16 562JATP	J24185562	VERS. D	1-	B	b2
R 2005	CHIP RES.	1k	1/16W	5%	RMC1/16 102JATP	J24185102		1-	A	C2
R 2006	CHIP RES.	3.3k	1/16W	5%	RMC1/16 332JATP	J24185332		1-	B	b2
R 2007	CHIP RES.	47	1/16W	5%	RMC1/16 470JATP	J24185470		1-	A	C2
R 2008	CHIP RES.	33k	1/16W	5%	RMC1/16 333JATP	J24185333		1-	A	C3
R 2009	CHIP RES.	22k	1/16W	5%	RMC1/16 223JATP	J24185223		1-	A	C2
R 2010	CHIP RES.	47k	1/16W	5%	RMC1/16 473JATP	J24185473		1-	A	C2
R 2011	CHIP RES.	1k	1/16W	5%	RMC1/16 102JATP	J24185102		1-	A	C2
R 2012	CHIP RES.	33	1/16W	5%	RMC1/16 330JATP	J24185330		1-	A	B2
R 2014	CHIP RES.	100k	1/16W	5%	RMC1/16 104JATP	J24185104		1-	A	C3
R 2015	CHIP RES.	47k	1/16W	5%	RMC1/16 473JATP	J24185473		1-	A	C2
R 2016	CHIP RES.	10k	1/16W	5%	RMC1/16 103JATP	J24185103		1-	A	C3
R 2017	CHIP RES.	220k	1/16W	1%	RMC1/16 224FTP	J24183224		1-	A	C2
R 2018	CHIP RES.	220k	1/16W	1%	RMC1/16 224FTP	J24183224		1-	A	C2
R 2019	CHIP RES.	47k	1/16W	5%	RMC1/16 473JATP	J24185473		1-	A	C2
R 2020	CHIP RES.	10k	1/16W	5%	RMC1/16 103JATP	J24185103		1-	B	b1
R 2021	CHIP RES.	4.7k	1/16W	5%	RMC1/16 472JATP	J24185472		1-	A	C3
R 2022	CHIP RES.	100	1/16W	5%	RMC1/16 101JATP	J24185101		1-	A	B2
R 2023	CHIP RES.	0	1/16W	5%	RMC1/16 000JATP	J24185000		1-	B	a3
R 2024	CHIP RES.	0	1/16W	5%	RMC1/16 000JATP	J24185000		1-	B	a3
R 2025	CHIP RES.	220	1/16W	5%	RMC1/16 221JATP	J24185221		1-	A	B2
R 2026	CHIP RES.	100k	1/16W	1%	RMC1/16 104FTP	J24183104		1-	B	a3
R 2027	CHIP RES.	12k	1/16W	1%	RMC1/16 123FTP	J24183123		1-	B	a3
R 2028	CHIP RES.	56k	1/16W	5%	RMC1/16 563JATP	J24185563	VERS. A	1-	A	B2
R 2028	CHIP RES.	56k	1/16W	5%	RMC1/16 563JATP	J24185563	VERS. BS1	62-	A	B2
R 2028	CHIP RES.	47k	1/16W	5%	RMC1/16 473JATP	J24185473	VERS. D	1-	A	B2
R 2029	CHIP RES.	27k	1/16W	5%	RMC1/16 273JATP	J24185273	VERS. A	1-	A	B2
R 2029	CHIP RES.	27k	1/16W	5%	RMC1/16 273JATP	J24185273	VERS. BS1	62-	A	B2
R 2029	CHIP RES.	39k	1/16W	5%	RMC1/16 393JATP	J24185393	VERS. D	1-	A	B2
R 2030	CHIP RES.	39k	1/16W	5%	RMC1/16 393JATP	J24185393		1-	A	B2
R 2031	CHIP RES.	3.3k	1/16W	5%	RMC1/16 332JATP	J24185332		1-	A	B2
R 2032	CHIP RES.	2.2k	1/16W	5%	RMC1/16 222JATP	J24185222		1-	A	B2
R 2033	CHIP RES.	47	1/16W	5%	RMC1/16 470JATP	J24185470		1-	A	B2
R 2034	CHIP RES.	330	1/16W	5%	RMC1/16 331JATP	J24185331		1-	A	B2
R 2035	CHIP RES.	18	1/16W	5%	RMC1/16 180JATP	J24185180		1-	A	B3
R 2036	CHIP RES.	18	1/16W	5%	RMC1/16 180JATP	J24185180		1-	B	b3
R 2037	CHIP RES.	18	1/16W	5%	RMC1/16 180JATP	J24185180		1-	B	b3
R 2038	CHIP RES.	2.2k	1/16W	5%	RMC1/16 222JATP	J24185222		1-	B	b2
R 2039	CHIP RES.	10k	1/16W	5%	RMC1/16 103JATP	J24185103		1-	A	B3

TX-2 Unit (Lot.60-)

Parts List

REF.	DESCRIPTION	VALUE	V/W	TOL.	MFR'S DESIG	VXSTD P/N	VERS.	LOT.	SIDE	LAYADR
R 2040	CHIP RES.	4.7k	1/16W	5%	RMC1/16 472JATP	J24185472		1-	A	B3
R 2041	CHIP RES.	47	1/10W	5%	RMC1/10T 470J	J24205470		1-	A	B3
R 2043	CHIP RES.	47	1/16W	5%	RMC1/16 470JATP	J24185470		1-	A	B3
R 2044	CHIP RES.	47k	1/16W	5%	RMC1/16 473JATP	J24185473		1-	B	b1
R 2046	CHIP RES.	0	1/16W	5%	RMC1/16 000JATP	J24185000		1-	B	b1
R 2047	CHIP RES.	4.7k	1/16W	5%	RMC1/16 472JATP	J24185472	VERS. A	1-	A	B1
R 2047	CHIP RES.	4.7k	1/16W	5%	RMC1/16 472JATP	J24185472	VERS. BS1	62-	A	B1
R 2047	CHIP RES.	820	1/16W	5%	RMC1/16 821JATP	J24185821	VERS. D	1-	A	B1
R 2048	CHIP RES.	330	1/16W	5%	RMC1/16 331JATP	J24185331		1-	A	B3
R 2050	CHIP RES.	18	1/16W	5%	RMC1/16 180JATP	J24185180		1-	A	B3
R 2051	CHIP RES.	0	1/16W	5%	RMC1/16 000JATP	J24185000		1-	B	b2
R 2052	CHIP RES.	10k	1/16W	5%	RMC1/16 103JATP	J24185103		1-	A	B1
R 2053	CHIP RES.	330	1/16W	5%	RMC1/16 331JATP	J24185331		1-	A	B3
R 2054	CHIP RES.	820	1/16W	5%	RMC1/16 821JATP	J24185821		1-	A	B3
R 2055	CHIP RES.	10k	1/16W	5%	RMC1/16 103JATP	J24185103		1-	A	C3
R 2056	CHIP RES.	820	1/16W	5%	RMC1/16 821JATP	J24185821		1-	A	A3
R 2057	CHIP RES.	10k	1/16W	5%	RMC1/16 103JATP	J24185103		1-	B	c1
R 2058	CHIP RES.	820	1/16W	5%	RMC1/16 821JATP	J24185821		1-	A	A3
R 2059	CHIP RES.	680	1/16W	1%	RMC1/16 681FTP	J24183681		1-	A	C3
R 2060	CHIP RES.	0	1/16W	5%	RMC1/16 000JATP	J24185000		1-	B	a3
R 2061	CHIP RES.	6.8k	1/16W	1%	RMC1/16 682FTP	J24183682		1-	A	C3
R 2062	CHIP RES.	8.2k	1/16W	1%	RMC1/16 822FTP	J24183822		1-	B	a3
R 2063	CHIP RES.	15k	1/16W	1%	RMC1/16 153FTP	J24183153		1-	B	a3
R 2064	CHIP RES.	10k	1/16W	1%	RMC1/16 103FTP	J24183103		1-	B	a3
R 2065	CHIP RES.	0	1/16W	5%	RMC1/16 000JATP	J24185000		1-	B	a3
R 2067	CHIP RES.	4.7k	1/16W	1%	RMC1/16 472FTP	J24183472		1-	B	a3
R 2068	CHIP RES.	2.2k	1/16W	1%	RMC1/16 222FTP	J24183222		1-	B	a3
R 2069	CHIP RES.	4.7k	1/16W	1%	RMC1/16 472FTP	J24183472		1-	B	a3
R 2070	CHIP RES.	10k	1/16W	5%	RMC1/16 103JATP	J24185103		1-	B	c1
R 2071	CHIP RES.	10k	1/16W	5%	RMC1/16 103JATP	J24185103		1-	B	c1
R 2078	CHIP RES.	10k	1/16W	5%	RMC1/16 103JATP	J24185103		1-	B	c2
R 2079	CHIP RES.	18	1/16W	5%	RMC1/16 180JATP	J24185180		1-78	B	c3
R 2079	CHIP RES.	5.6	1/16W	5%	RMC1/16 5R6JATP	J24185569	25W VERS. A	79-	B	c3
R 2079	CHIP RES.	5.6	1/16W	5%	RMC1/16 5R6JATP	J24185569	25W VERS. BS1	79-	B	c3
R 2079	CHIP RES.	18	1/16W	5%	RMC1/16 180JATP	J24185180	25W VERS. D	79-	B	c3
R 2079	CHIP RES.	18	1/16W	5%	RMC1/16 180JATP	J24185180	50W VERS. A	79-156	B	c3
R 2079	CHIP RES.	5.6	1/16W	5%	RMC1/16 5R6JATP	J24185569	50W VERS. A	157-	B	c3
R 2079	CHIP RES.	18	1/16W	5%	RMC1/16 180JATP	J24185180	50W VERS. D	79-158	B	c3
R 2079	CHIP RES.	5.6	1/16W	5%	RMC1/16 5R6JATP	J24185569	50W VERS. D	159-	B	c3
R 2080	CHIP RES.	330	1/16W	5%	RMC1/16 331JATP	J24185331		1-78	B	c3
R 2080	CHIP RES.	820	1/16W	5%	RMC1/16 821JATP	J24185821	25W VERS. A	79-	B	c3
R 2080	CHIP RES.	820	1/16W	5%	RMC1/16 821JATP	J24185821	25W VERS. BS1	79-	B	c3
R 2080	CHIP RES.	330	1/16W	5%	RMC1/16 331JATP	J24185331	25W VERS. D	79-	B	c3
R 2080	CHIP RES.	330	1/16W	5%	RMC1/16 331JATP	J24185331	50W VERS. A	79-156	B	c3
R 2080	CHIP RES.	820	1/16W	5%	RMC1/16 821JATP	J24185821	50W VERS. A	157-	B	c3
R 2080	CHIP RES.	330	1/16W	5%	RMC1/16 331JATP	J24185331	50W VERS. D	79-158	B	c3
R 2080	CHIP RES.	820	1/16W	5%	RMC1/16 821JATP	J24185821	50W VERS. D	159-	B	c3
R 2081	CHIP RES.	330	1/16W	5%	RMC1/16 331JATP	J24185331		1-78	B	c3
R 2081	CHIP RES.	820	1/16W	5%	RMC1/16 821JATP	J24185821	25W VERS. A	79-	B	c3
R 2081	CHIP RES.	820	1/16W	5%	RMC1/16 821JATP	J24185821	25W VERS. BS1	79-	B	c3
R 2081	CHIP RES.	330	1/16W	5%	RMC1/16 331JATP	J24185331	25W VERS. D	79-	B	c3
R 2081	CHIP RES.	330	1/16W	5%	RMC1/16 331JATP	J24185331	50W VERS. A	79-156	B	c3
R 2081	CHIP RES.	820	1/16W	5%	RMC1/16 821JATP	J24185821	50W VERS. A	157-	B	c3
R 2081	CHIP RES.	330	1/16W	5%	RMC1/16 331JATP	J24185331	50W VERS. D	79-158	B	c3
R 2081	CHIP RES.	820	1/16W	5%	RMC1/16 821JATP	J24185821	50W VERS. D	159-	B	c3
R 2082	CHIP RES.	1.5k	1/16W	5%	RMC1/16 152JATP	J24185152		1-	A	C1
R 2083	CHIP RES.	0	1/16W	5%	RMC1/16 000JATP	J24185000		1-	A	C1
R 2084	CHIP RES.	2.7k	1/16W	5%	RMC1/16 272JATP	J24185272		1-	A	C1
R 2085	CHIP RES.	1M	1/16W	5%	RMC1/16 105JATP	J24185105		1-	A	C1
R 2086	CHIP RES.	470k	1/16W	5%	RMC1/16 474JATP	J24185474		1-	A	C1
R 2087	CHIP RES.	100k	1/16W	5%	RMC1/16 104JATP	J24185104		1-	A	C1
R 2088	CHIP RES.	100k	1/16W	5%	RMC1/16 104JATP	J24185104		1-	A	C1
R 2089	CHIP RES.	3.3k	1/16W	5%	RMC1/16 332JATP	J24185332		1-	B	a1
R 2090	CHIP RES.	3.3k	1/16W	5%	RMC1/16 332JATP	J24185332		1-	B	a1
R 2093	CHIP RES.	0	1/16W	5%	RMC1/16 000JATP	J24185000		1-	A	C1
R 2094	CHIP RES.	10k	1/16W	5%	RMC1/16 103JATP	J24185103		1-	A	C1
R 2095	CHIP RES.	220	1W	5%	RMC1 221JTE	J24305221		1-	B	a2

TX-2 Unit (Lot.60-)

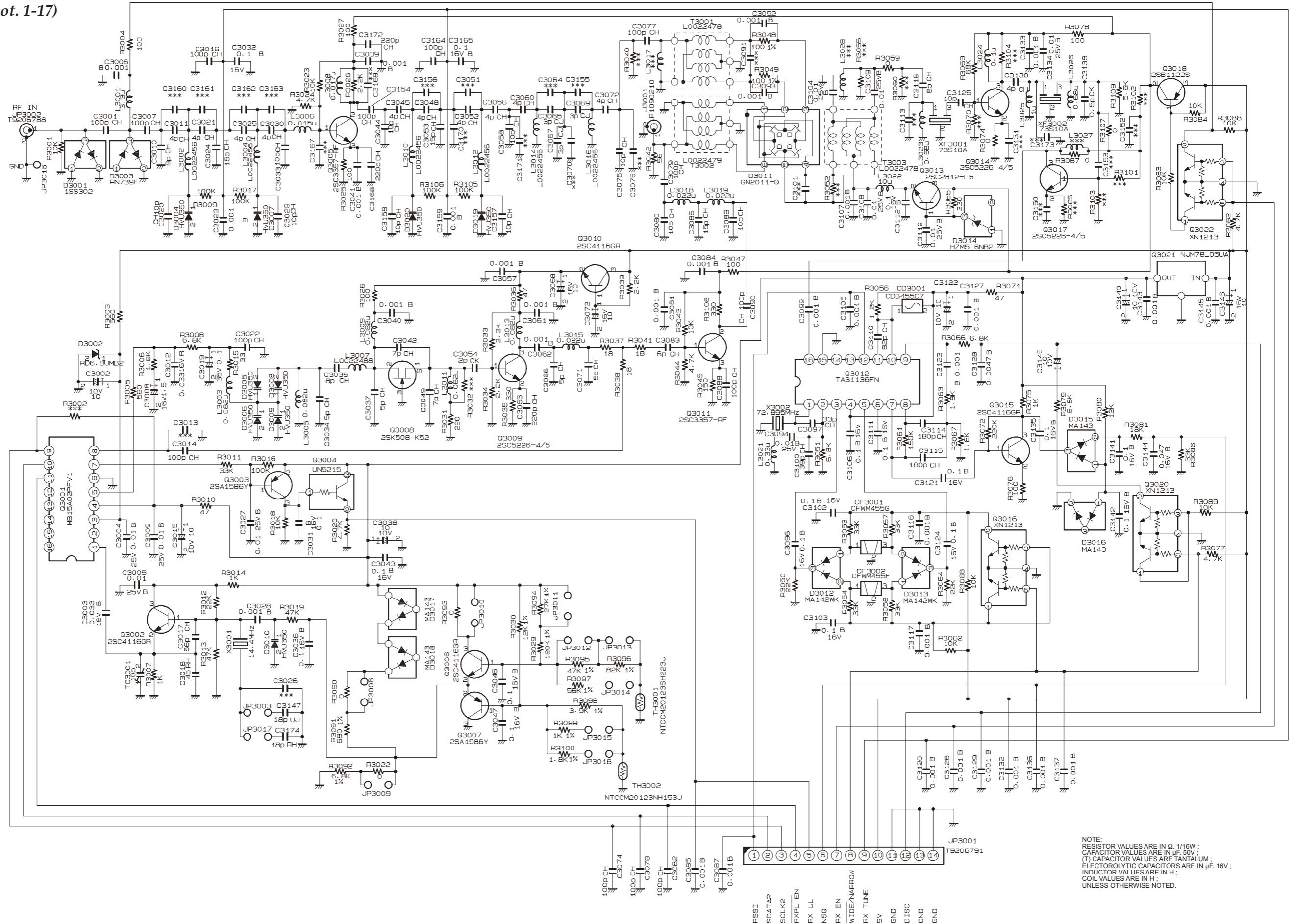
Parts List

REF.	DESCRIPTION	VALUE	V/W	TOL.	MFR'S DESIG	VXSTD P/N	VERS.	LOT.	SIDE	LAYADR
R 2096	CHIP RES.	220	1W	5%	RMC1 221JTE	J24305221		1-	B	a2
R 2097	CHIP RES.	82	1W	5%	RMC1 820JTE	J24305820		1-	B	a2
R 2099	CHIP RES.	0	1/16W	5%	RMC1/16 000JATP	J24185000		1-	A	C1
R 2100	CHIP RES.	4.7k	1/16W	5%	RMC1/16 472JATP	J24185472		1-	A	C1
R 2101	CHIP RES.	12k	1/16W	1%	RMC1/16 123FTP	J24183123		1-	B	a3
R 2102	CHIP RES.	1.5k	1/16W	1%	RMC1/16 152FTP	J24183152		1-	B	a3
R 2103	CHIP RES.	0	1/16W	5%	RMC1/16 000JATP	J24185000		1-	A	C1
TC2001	TRIMMER CAP.	10pF			ECR-JA010A11X	K91000227		1-129	A	C2
TC2001	TRIMMER CAP.	10pF			TZB4Z100AA10R00	K91000285		130-	A	C2
TH2001	THERMISTOR				NTCG203SH223JT	G9090106		1-	B	a3
TH2002	THERMISTOR				NTCG203NH153JT	G9090105		1-	B	a3
TH2003	THERMISTOR				NT732ATD2.0K K	G9090079		1-	B	c3
X 2001	XTAL TOP-B	14.4MHz			14.4MHZ	H0103221		1-	A	C2
	SHIELD CASE				VCO	RA0014300		1-		
	SHIELD CASE					R0151950		1-		
	LEAF SPRING					R0140031		1-		
	LEAF SPRING					R0140031	VERS. BS1 (ex. EIA/CE)	62-		
	LEAF SPRING					R0140031	VERS. A (EIA/CE)	1-		
	LEAF SPRING					R0140031	VERS. BS1 (EIA/CE)	62-		
	LEAF SPRING					R0140031	VERS. D (EIA/CE)	71-		
	GROUND PLATE					RA0338600	VERS. BS1 (ex. EIA/CE)	62-		
	GROUND PLATE					RA0338600	VERS. A (EIA/CE)	1-		
	GROUND PLATE					RA0338600	VERS. BS1 (EIA/CE)	62-		
	GROUND PLATE					RA0338600	VERS. D (EIA/CE)	71-		
	GROUND PLATE					RA0338600	VERS. BS1 (ex. EIA/CE)	71-		
	GROUND PLATE					RA0338600	VERS. A (EIA/CE)	71-		
	GROUND PLATE					RA0338600	VERS. BS1 (EIA/CE)	71-		
	GROUND PLATE					RA0338600	VERS. D (EIA/CE)	71-		

TX-2 Unit (Lot.60-)

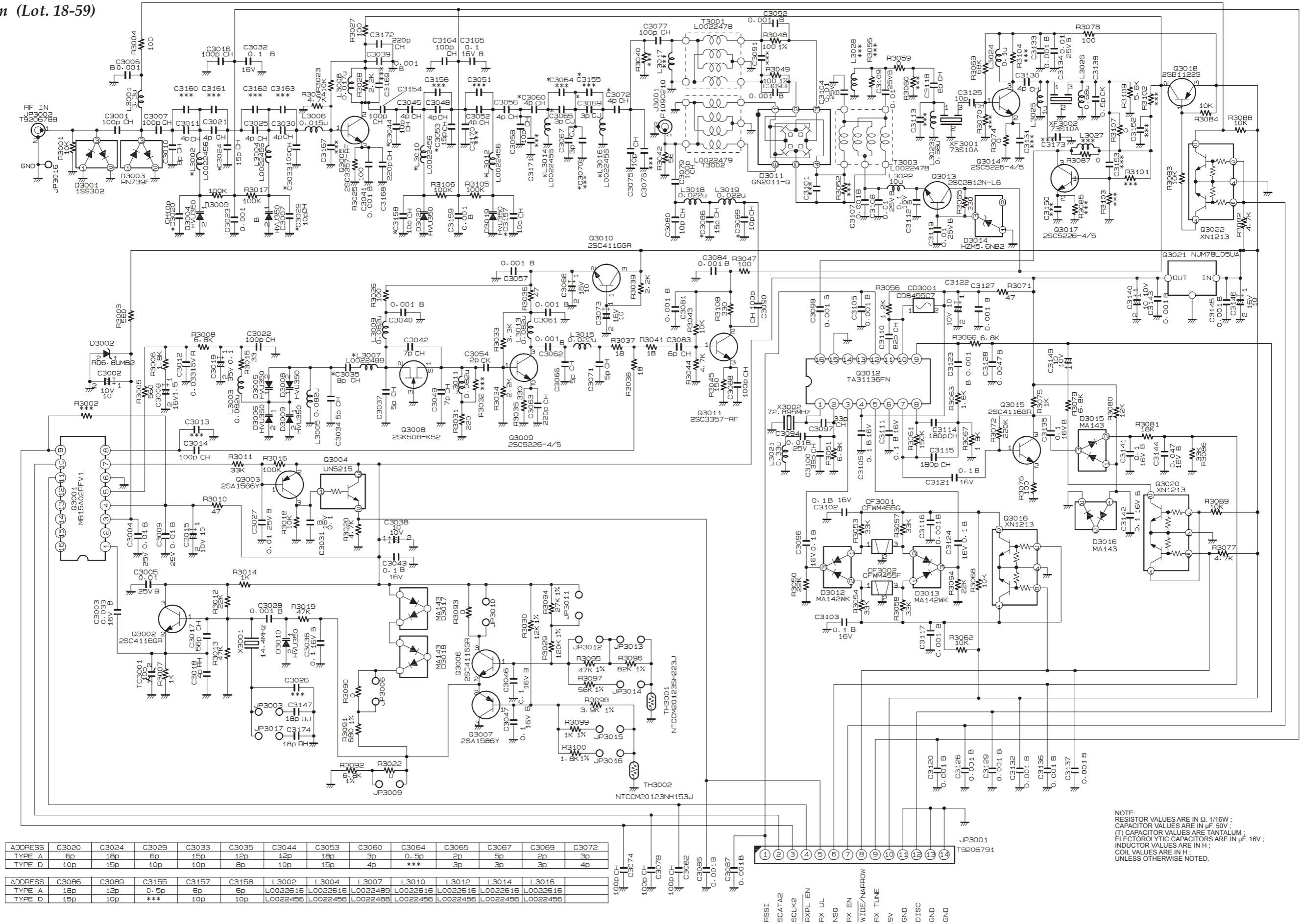
Note

Circuit Diagram (Lot. 1-17)



RX Unit (Lot.1-59: Replaced by RX-2 Unit)

Circuit Diagram (Lot. 18-59)

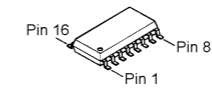
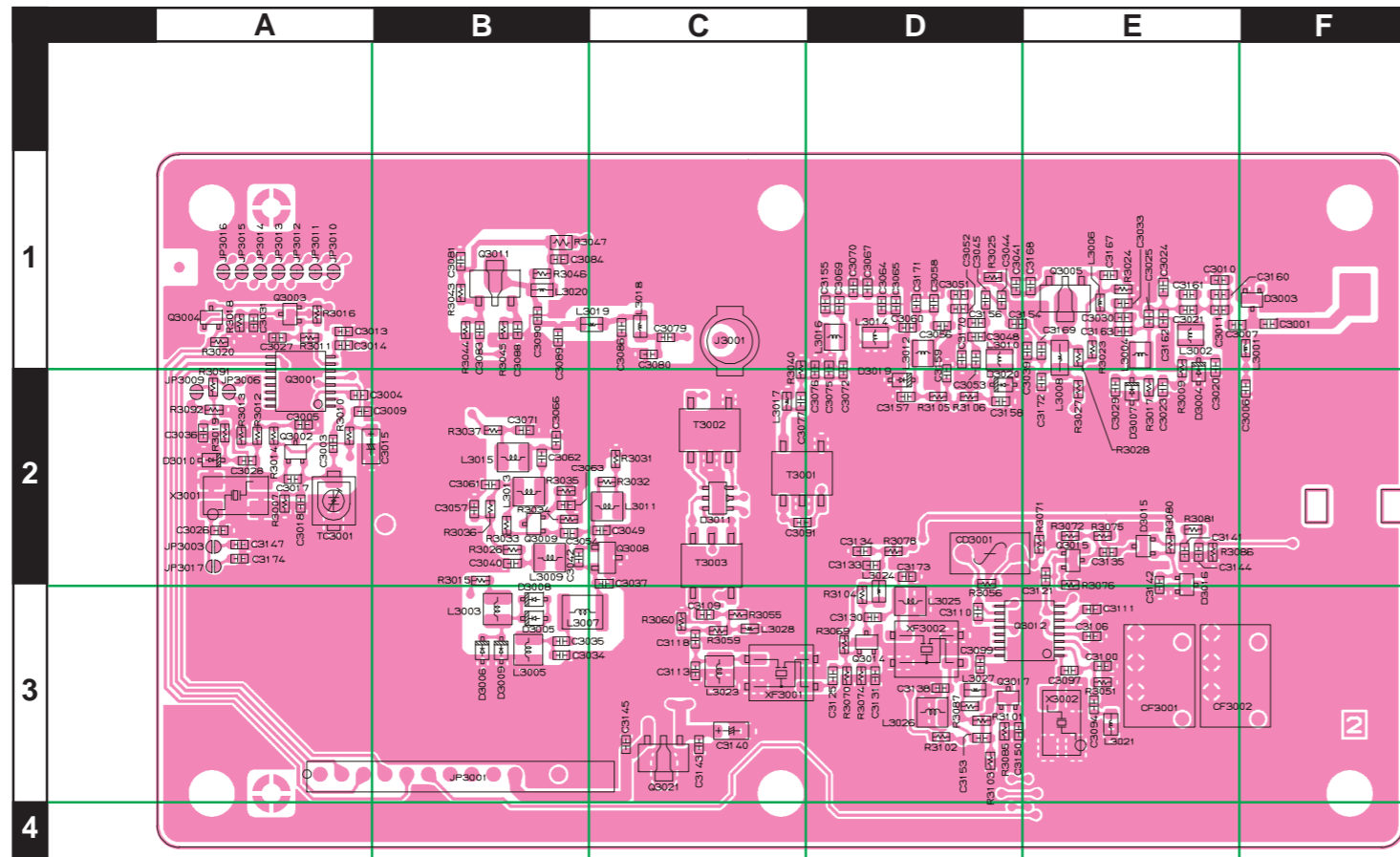


ADDRESS	C3020	C3024	C3029	C3033	C3035	C3044	C3053	C3060	C3064	C3065	C3067	C3069	C3072
TYPE A	6p	18p	6p	15p	12p	12p	18p	3p	0.5p	2p	5p	2p	3p
TYPE D	10p	15p	10p	10p	8p	10p	15p	4p	***	3p	3p	3p	4p

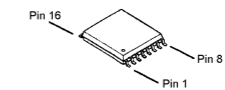
ADDRESS	C3086	C3089	C3155	C3157	C3158	L3002	L3004	L3007	L3010	L3012	L3014	L3016
TYPE A	18p	12p	0.5p	6p	6p	L0022616	L0022616	L0022489	L0022616	L0022616	L0022616	L0022616
TYPE D	15p	10p	***	10p	10p	L0022456	L0022456	L0022488	L0022456	L0022456	L0022456	L0022456

RX Unit (Lot.1-59: Replaced by RX-2 Unit)

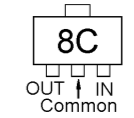
Parts Layout



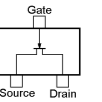
MB15A02PFV (Q3001)



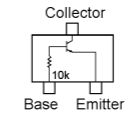
TA31136FN (Q3012)



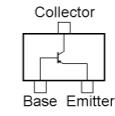
TA78L05UA (8C) (Q3021)



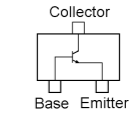
2SK508 (K52) (Q3008)



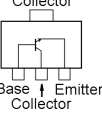
UN5215 (8E) (Q3004)



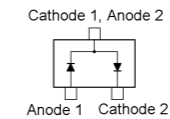
2SA1586Y (SY) (Q3003)



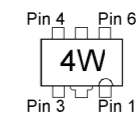
2SC4116GR (LG) (Q3002, 3015)
2SC5226 (R22) (Q3009, 3014)



2SC3357 (RK) (Q3005, 3011)

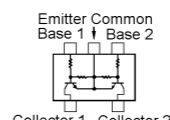
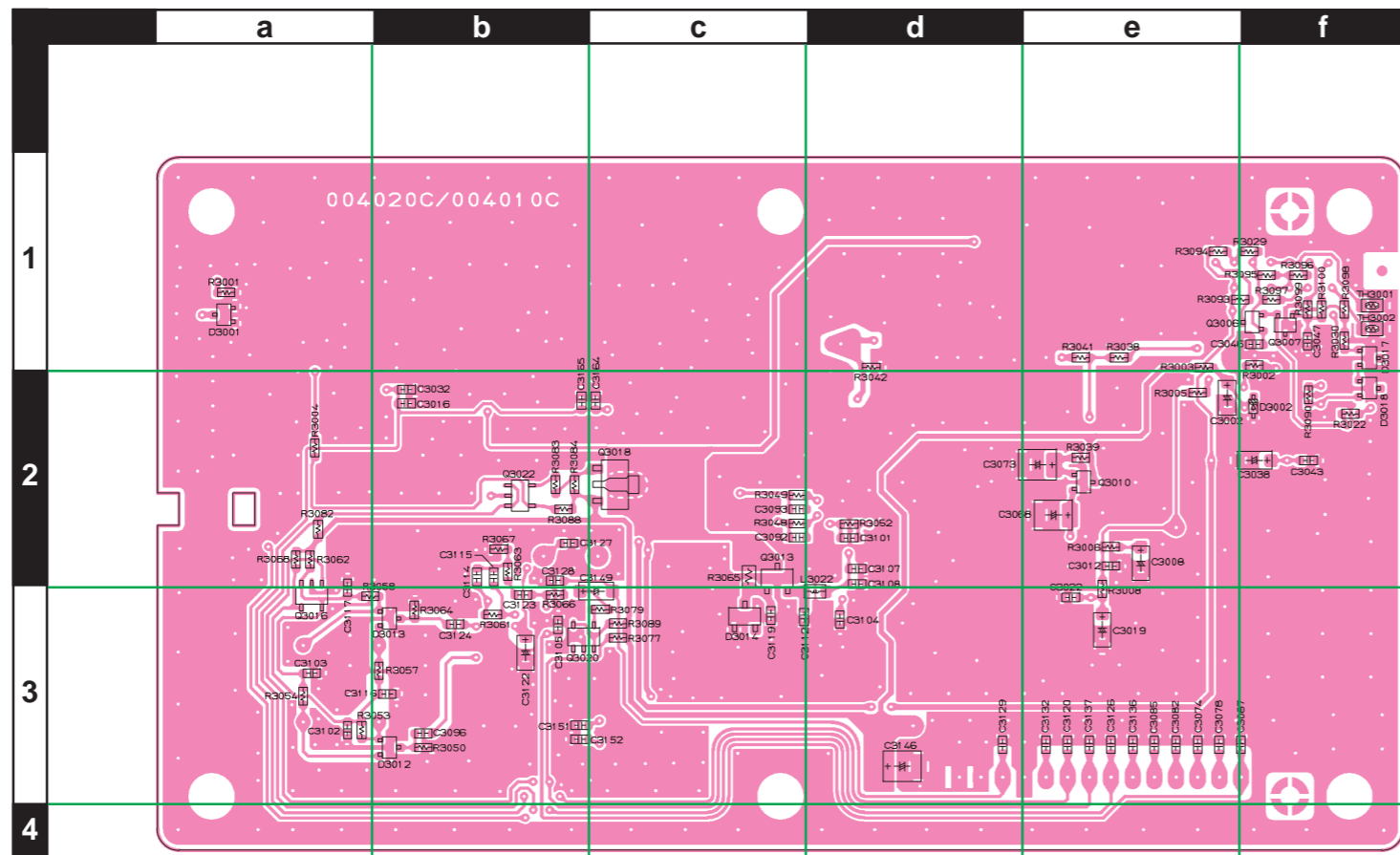


MA143 (MC) (D3015, 3016)
RN739F (5F) (D3003)

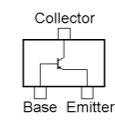


GN2011-Q (4W) (D3011)

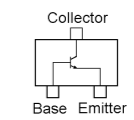
Side A



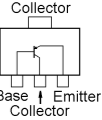
XN1213 (9L) (Q3016, 3020, 3022)



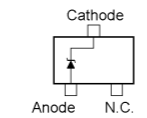
2SA1586Y (SY) (Q3007)



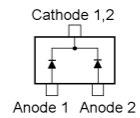
2SC2812 (L6) (Q3013)
2SC4116GR (LG) (Q3006, 3010)



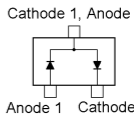
2SB1122S (BE) (Q3018)



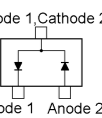
HZM5.6NB2 (562) (D3014)



MA142WK (MU) (D3012, 3013)



MA143 (MC) (D3017, 3018)



1SS302 (C3) (D3001)

Side B

RX Unit (Lot.1-59: Replaced by RX-2 Unit)

Note

RX Unit (Lot.1-59: Replaced by RX-2 Unit)

Parts List

REF.	DESCRIPTION	VALUE	V/W	TOL.	MFR'S DESIG	VXSTD P/N	VERS.	LOT.	SIDE	LAYADR
PCB with Components						Not Supply				
C 3001	CHIP CAP.	100pF	50V	CH	GRM1882C1H101JA01D	K22174235		1-	A	F1
C 3002	CHIP TA.CAP.	10uF	10V		TEESVA1A106M8R	K78100028		1-	B	e2
C 3003	CHIP CAP.	0.001uF	50V	B	GRM188B11H102KA01D	K22174821		1	A	A2
C 3003	CHIP CAP.	0.033uF	16V	B	ECJ1VB1C333K	K22129515		2-	A	A2
C 3003	CHIP CAP.	0.1uF	16V	B	GRM188B11C104KA01D	K22124805		22-	A	A2
C 3004	CHIP CAP.	0.01uF	25V	B	GRM39B103M25PT	K22144802		1-	A	A2
C 3005	CHIP CAP.	0.01uF	25V	B	GRM39B103M25PT	K22144802		1-	A	A2
C 3006	CHIP CAP.	0.001uF	50V	B	GRM188B11H102KA01D	K22174821		1-	A	F2
C 3007	CHIP CAP.	100pF	50V	CH	GRM1882C1H101JA01D	K22174235		1-	A	E1
C 3008	CHIP TA.CAP.	1.5uF	16V		TEESVA1C155M8R	K78120020		1-	B	e2
C 3009	CHIP CAP.	0.01uF	25V	B	GRM39B103M25PT	K22144802		1-	A	A2
C 3010	CHIP CAP.	8pF	50V	CH	GRM1882C1H8R0DZ01D	K22174209		1-	A	E1
C 3011	CHIP CAP.	4pF	50V	CH	GRM1882C1H4R0CZ01D	K22174205		1-	A	E1
C 3012	CHIP CAP.	0.033uF	16V	R	GRM188R11C333KA01D	K22124801		1-	B	e2
C 3014	CHIP CAP.	100pF	50V	CH	GRM1882C1H101JA01D	K22174235		1-	A	A1
C 3015	CHIP TA.CAP.	10uF	10V		TEESVA1A106M8R	K78100028		1-	A	A2
C 3016	CHIP CAP.	100pF	50V	CH	GRM1882C1H101JA01D	K22174235		1-	B	b2
C 3017	CHIP CAP.	56pF	50V	CH	GRM1882C1H560JA01D	K22174229		1-	A	A2
C 3018	CHIP CAP.	4pF	50V	RH	GRM1882R1H4R0CZ01D	K22174506		1-	A	A2
C 3019	CHIP TA.CAP.	0.1uF	35V		TEESVA1V104M8R	K78160025		1-	B	e3
C 3020	CHIP CAP.	10pF	50V	CH	GRM1882C1H100JA01D	K22174211		1-	A	E1
C 3020	CHIP CAP.	6pF	50V	CH	GRM1882C1H6R0DZ01D	K22174207	VERS. A	18-	A	E1
C 3020	CHIP CAP.	10pF	50V	CH	GRM1882C1H100JA01D	K22174211	VERS. D	18-	A	E1
C 3021	CHIP CAP.	4pF	50V	CH	GRM1882C1H4R0CZ01D	K22174205		1-	A	E1
C 3022	CHIP CAP.	100pF	50V	CH	GRM1882C1H101JA01D	K22174235		1-	B	e3
C 3023	CHIP CAP.	0.001uF	50V	B	GRM188B11H102KA01D	K22174821		1-	A	E2
C 3024	CHIP CAP.	15pF	50V	CH	GRM1882C1H150JA01D	K22174215		1-	A	E1
C 3024	CHIP CAP.	18pF	50V	CH	GRM1882C1H180JA01D	K22174217	VERS. A	18-	A	E1
C 3024	CHIP CAP.	15pF	50V	CH	GRM1882C1H150JA01D	K22174215	VERS. D	18-	A	E1
C 3025	CHIP CAP.	4pF	50V	CH	GRM1882C1H4R0CZ01D	K22174205		1-	A	E1
C 3027	CHIP CAP.	0.01uF	25V	B	GRM39B103M25PT	K22144802		1-	A	A1
C 3028	CHIP CAP.	0.001uF	50V	B	GRM188B11H102KA01D	K22174821		1-	A	A2
C 3029	CHIP CAP.	10pF	50V	CH	GRM1882C1H100JA01D	K22174211		1-	A	E2
C 3029	CHIP CAP.	6pF	50V	CH	GRM1882C1H6R0DZ01D	K22174207	VERS. A	18-	A	E2
C 3029	CHIP CAP.	10pF	50V	CH	GRM1882C1H100JA01D	K22174211	VERS. D	18-	A	E2
C 3030	CHIP CAP.	4pF	50V	CH	GRM1882C1H4R0CZ01D	K22174205		1-	A	E1
C 3031	CHIP CAP.	0.1uF	16V	B	GRM188B11C104KA01D	K22124805		1-	A	A1
C 3032	CHIP CAP.	0.1uF	16V	B	GRM188B11C104KA01D	K22124805		1-	B	b2
C 3033	CHIP CAP.	10pF	50V	CH	GRM1882C1H100JA01D	K22174211		1-	A	E1
C 3033	CHIP CAP.	15pF	50V	CH	GRM1882C1H150JA01D	K22174215	VERS. A	18-	A	E1
C 3033	CHIP CAP.	10pF	50V	CH	GRM1882C1H100JA01D	K22174211	VERS. D	18-	A	E1
C 3034	CHIP CAP.	5pF	50V	CH	GRM1882C1H5R0CZ01D	K22174206		1-	A	B3
C 3035	CHIP CAP.	8pF	50V	CH	GRM1882C1H8R0DZ01D	K22174209		1-17	A	B3
C 3035	CHIP CAP.	12pF	50V	CH	GRM1882C1H120JA01D	K22174213	VERS. A	18-	A	B3
C 3035	CHIP CAP.	8pF	50V	CH	GRM1882C1H8R0DZ01D	K22174209	VERS. D	18-	A	B3
C 3036	CHIP CAP.	0.1uF	16V	B	GRM188B11C104KA01D	K22124805		1-	A	A2
C 3037	CHIP CAP.	5pF	50V	CH	GRM1882C1H5R0CZ01D	K22174206		1-	A	C2
C 3037	CHIP CAP.	6pF	50V	CH	GRM1882C1H6R0DZ01D	K22174207	VERS. A	29	A	C2
C 3037	CHIP CAP.	6pF	50V	CH	GRM1882C1H6R0DZ01D	K22174207	VERS. A	30-	A	C2
C 3037	CHIP CAP.	5pF	50V	CH	GRM1882C1H5R0CZ01D	K22174206	VERS. D	29-	A	C2
C 3038	CHIP TA.CAP.	10uF	10V		TEESVA1A106M8R	K78100028		1-	B	f2
C 3039	CHIP CAP.	0.001uF	50V	B	GRM188B11H102KA01D	K22174821		1-	A	E1
C 3040	CHIP CAP.	0.001uF	50V	B	GRM188B11H102KA01D	K22174821		1-	A	B2
C 3041	CHIP CAP.	0.001uF	50V	B	GRM188B11H102KA01D	K22174821		1-	A	D1
C 3042	CHIP CAP.	7pF	50V	CH	GRM1882C1H7R0DZ01D	K22174208		1-	A	B2
C 3043	CHIP CAP.	0.1uF	16V	B	GRM188B11C104KA01D	K22124805		1-	B	f2
C 3044	CHIP CAP.	10pF	50V	CH	GRM1882C1H100JA01D	K22174211		1-	A	D1
C 3044	CHIP CAP.	12pF	50V	CH	GRM1882C1H120JA01D	K22174213	VERS. A	18-	A	D1
C 3044	CHIP CAP.	10pF	50V	CH	GRM1882C1H100JA01D	K22174211	VERS. D	18-	A	D1
C 3045	CHIP CAP.	4pF	50V	CH	GRM1882C1H4R0CZ01D	K22174205		1-	A	D1
C 3046	CHIP CAP.	0.1uF	16V	B	GRM188B11C104KA01D	K22124805		1-	B	f1
C 3047	CHIP CAP.	0.1uF	16V	B	GRM188B11C104KA01D	K22124805		1-	A	A2
C 3048	CHIP CAP.	4pF	50V	CH	GRM1882C1H4R0CZ01D	K22174205		1-	A	D1
C 3049	CHIP CAP.	7pF	50V	CH	GRM1882C1H7R0DZ01D	K22174208		1-	A	C2
C 3052	CHIP CAP.	4pF	50V	CH	GRM1882C1H4R0CZ01D	K22174205		1-	A	D1
C 3053	CHIP CAP.	15pF	50V	CH	GRM1882C1H150JA01D	K22174215		1-	A	D1

RX Unit (Lot.1-59: Replaced by RX-2 Unit)

Parts List

REF.	DESCRIPTION	VALUE	V/W	TOL.	MFR'S DESIG	VXSTD P/N	VERS.	LOT.	SIDE	LAYADR
C 3053	CHIP CAP.	18pF	50V	CH	GRM1882C1H180JA01D	K22174217	VERS. A	18-	A	D1
C 3053	CHIP CAP.	15pF	50V	CH	GRM1882C1H150JA01D	K22174215	VERS. D	18-	A	D1
C 3054	CHIP CAP.	2pF	50V	CK	GRM1884C1H2R0CZ01D	K22174203		1-	A	B2
C 3056	CHIP CAP.	4pF	50V	CH	GRM1882C1H4R0CZ01D	K22174205		1-	A	D1
C 3057	CHIP CAP.	0.001uF	50V	B	GRM188B11H102KA01D	K22174821		1-	A	B2
C 3058	CHIP CAP.	10pF	50V	CH	GRM1882C1H100JA01D	K22174211		1-	A	D1
C 3060	CHIP CAP.	4pF	50V	CH	GRM1882C1H4R0CZ01D	K22174205		1-	A	D1
C 3060	CHIP CAP.	3pF	50V	CJ	GRM1883C1H3R0CZ01D	K22174204	VERS. A	18-	A	D1
C 3060	CHIP CAP.	4pF	50V	CH	GRM1882C1H4R0CZ01D	K22174205	VERS. D	18-	A	D1
C 3061	CHIP CAP.	0.001uF	50V	B	GRM188B11H102KA01D	K22174821		1-	A	B2
C 3062	CHIP CAP.	0.001uF	50V	B	GRM188B11H102KA01D	K22174821		1-	A	B2
C 3063	CHIP CAP.	220pF	50V	CH	GRM1882C1H221JA01D	K22174243		1-	A	B2
C 3064	CHIP CAP.	0.5pF	50V	CK	GRM1884C1HR50CZ01D	K22174201	VERS. A	18-	A	D1
C 3065	CHIP CAP.	3pF	50V	CJ	GRM1883C1H3R0CZ01D	K22174204		1-	A	D1
C 3065	CHIP CAP.	2pF	50V	CK	GRM1884C1H2R0CZ01D	K22174203	VERS. A	18-	A	D1
C 3065	CHIP CAP.	3pF	50V	CJ	GRM1883C1H3R0CZ01D	K22174204	VERS. D	18-	A	D1
C 3066	CHIP CAP.	5pF	50V	CH	GRM1882C1H5R0CZ01D	K22174206		1-	A	B2
C 3067	CHIP CAP.	3pF	50V	CJ	GRM1883C1H3R0CZ01D	K22174204		1-	A	D1
C 3067	CHIP CAP.	5pF	50V	CH	GRM1882C1H5R0CZ01D	K22174206	VERS. A	18-	A	D1
C 3067	CHIP CAP.	7pF	50V	CH	GRM1882C1H7R0DZ01D	K22174208	VERS. A	24-	A	D1
C 3067	CHIP CAP.	3pF	50V	CJ	GRM1883C1H3R0CZ01D	K22174204	VERS. D	18-	A	D1
C 3068	CHIP TA.CAP.	10uF	16V		TEESVB21C106M8R	K78120025		1-	B	e2
C 3069	CHIP CAP.	3pF	50V	CJ	GRM1883C1H3R0CZ01D	K22174204		1-	A	D1
C 3069	CHIP CAP.	2pF	50V	CK	GRM1884C1H2R0CZ01D	K22174203	VERS. A	18-	A	D1
C 3069	CHIP CAP.	3pF	50V	CJ	GRM1883C1H3R0CZ01D	K22174204	VERS. A	24-	A	D1
C 3069	CHIP CAP.	3pF	50V	CJ	GRM1883C1H3R0CZ01D	K22174204	VERS. D	18-	A	D1
C 3071	CHIP CAP.	5pF	50V	CH	GRM1882C1H5R0CZ01D	K22174206		1-	A	B2
C 3072	CHIP CAP.	4pF	50V	CH	GRM1882C1H4R0CZ01D	K22174205		1-	A	D1
C 3072	CHIP CAP.	3pF	50V	CJ	GRM1883C1H3R0CZ01D	K22174204	VERS. A	18-	A	D1
C 3072	CHIP CAP.	4pF	50V	CH	GRM1882C1H4R0CZ01D	K22174205	VERS. D	18-	A	D1
C 3073	CHIP TA.CAP.	10uF	16V		TEESVB21C106M8R	K78120025		1-	B	e2
C 3074	CHIP CAP.	100pF	50V	CH	GRM1882C1H101JA01D	K22174235		1-	B	e3
C 3075	CHIP CAP.	10pF	50V	CH	GRM1882C1H100JA01D	K22174211		1-	A	D1
C 3077	CHIP CAP.	100pF	50V	CH	GRM1882C1H101JA01D	K22174235		1-	A	C2
C 3078	CHIP CAP.	100pF	50V	CH	GRM1882C1H101JA01D	K22174235		1-	B	e3
C 3079	CHIP CAP.	100pF	50V	CH	GRM1882C1H101JA01D	K22174235		1-	A	C1
C 3080	CHIP CAP.	10pF	50V	CH	GRM1882C1H100JA01D	K22174211		1-	A	C1
C 3081	CHIP CAP.	0.001uF	50V	B	GRM188B11H102KA01D	K22174821		1-	A	B1
C 3082	CHIP CAP.	100pF	50V	CH	GRM1882C1H101JA01D	K22174235		1-	B	e3
C 3083	CHIP CAP.	6pF	50V	CH	GRM1882C1H6R0DZ01D	K22174207		1-	A	B1
C 3084	CHIP CAP.	0.001uF	50V	B	GRM188B11H102KA01D	K22174821		1-	A	B1
C 3085	CHIP CAP.	0.001uF	50V	B	GRM188B11H102KA01D	K22174821		1-	B	e3
C 3086	CHIP CAP.	15pF	50V	CH	GRM1882C1H150JA01D	K22174215		1-	A	C1
C 3086	CHIP CAP.	18pF	50V	CH	GRM1882C1H180JA01D	K22174217	VERS. A	18-	A	C1
C 3086	CHIP CAP.	15pF	50V	CH	GRM1882C1H150JA01D	K22174215	VERS. D	18-	A	C1
C 3087	CHIP CAP.	0.001uF	50V	B	GRM188B11H102KA01D	K22174821		1-	B	f3
C 3088	CHIP CAP.	100pF	50V	CH	GRM1882C1H101JA01D	K22174235		1-	A	B1
C 3089	CHIP CAP.	10pF	50V	CH	GRM1882C1H100JA01D	K22174211		1-	A	B1
C 3089	CHIP CAP.	12pF	50V	CH	GRM1882C1H120JA01D	K22174213	VERS. A	18-	A	B1
C 3089	CHIP CAP.	10pF	50V	CH	GRM1882C1H100JA01D	K22174211	VERS. D	18-	A	B1
C 3090	CHIP CAP.	100pF	50V	CH	GRM1882C1H101JA01D	K22174235		1-	A	B1
C 3092	CHIP CAP.	0.001uF	50V	B	GRM188B11H102KA01D	K22174821		1-	B	c2
C 3093	CHIP CAP.	0.001uF	50V	B	GRM188B11H102KA01D	K22174821		1-	B	c2
C 3094	CHIP CAP.	0.01uF	25V	B	GRM39B103M25PT	K22144802		1-	A	E3
C 3096	CHIP CAP.	0.1uF	16V	B	GRM188B11C104KA01D	K22124805		1-	B	b3
C 3097	CHIP CAP.	33pF	50V	CH	GRM1882C1H330JA01D	K22174223		1-	A	E3
C 3099	CHIP CAP.	0.001uF	50V	B	GRM188B11H102KA01D	K22174821		1-	A	D3
C 3100	CHIP CAP.	39pF	50V	CH	GRM1882C1H390JA01D	K22174225		1-	A	E3
C 3102	CHIP CAP.	0.1uF	16V	B	GRM188B11C104KA01D	K22124805		1-	B	a3
C 3103	CHIP CAP.	0.1uF	16V	B	GRM188B11C104KA01D	K22124805		1-	B	a3
C 3104	CHIP CAP.	0.01uF	25V	B	GRM39B103M25PT	K22144802		1-	B	d3
C 3105	CHIP CAP.	0.001uF	50V	B	GRM188B11H102KA01D	K22174821		1-	B	b3
C 3106	CHIP CAP.	0.1uF	16V	B	GRM188B11C104KA01D	K22124805		1-	A	E3
C 3107	CHIP CAP.	0.001uF	50V	B	GRM188B11H102KA01D	K22174821		1-	B	d2
C 3108	CHIP CAP.	0.01uF	25V	B	GRM39B103M25PT	K22144802		1-	B	d2
C 3109	CHIP CAP.	0.01uF	25V	B	GRM39B103M25PT	K22144802		1-	A	C3
C 3110	CHIP CAP.	82pF	50V	CH	GRM1882C1H820JA01D	K22174233		1-	A	D3

RX Unit (Lot.1-59: Replaced by RX-2 Unit)

Parts List

REF.	DESCRIPTION	VALUE	V/W	TOL.	MFR'S DESIG	VXSTD P/N	VERS.	LOT.	SIDE	LAYADR
C 3111	CHIP CAP.	0.1uF	16V	B	GRM188B11C104KA01D	K22124805		1-	A	E3
C 3112	CHIP CAP.	0.1uF	16V	B	GRM188B11C104KA01D	K22124805		1-	B	c3
C 3114	CHIP CAP.	180pF	50V	CH	GRM1882C1H181JA01D	K22174241		1-	B	b2
C 3115	CHIP CAP.	180pF	50V	CH	GRM1882C1H181JA01D	K22174241		1-	B	b2
C 3116	CHIP CAP.	0.001uF	50V	B	GRM188B11H102KA01D	K22174821		1-	B	b3
C 3117	CHIP CAP.	0.001uF	50V	B	GRM188B11H102KA01D	K22174821		1-	B	a2
C 3118	CHIP CAP.	8pF	50V	CH	GRM1882C1H8R0DZ01D	K22174209		1-	A	C3
C 3118	CHIP CAP.	10pF	50V	CH	GRM1882C1H100JA01D	K22174211		26-	A	C3
C 3119	CHIP CAP.	0.01uF	25V	B	GRM39B103M25PT	K22144802		1-	B	c3
C 3120	CHIP CAP.	0.001uF	50V	B	GRM188B11H102KA01D	K22174821		1-	B	e3
C 3121	CHIP CAP.	0.1uF	16V	B	GRM188B11C104KA01D	K22124805		1-	A	E2
C 3122	CHIP TA.CAP.	10uF	10V		TEESVA1A106M8R	K78100028		1-	B	b3
C 3123	CHIP CAP.	0.001uF	50V	B	GRM188B11H102KA01D	K22174821		1-	B	b3
C 3124	CHIP CAP.	0.1uF	16V	B	GRM188B11C104KA01D	K22124805		1-	B	b3
C 3125	CHIP CAP.	10pF	50V	CH	GRM1882C1H100JA01D	K22174211		1-	A	D3
C 3126	CHIP CAP.	0.001uF	50V	B	GRM188B11H102KA01D	K22174821		1-	B	e3
C 3127	CHIP CAP.	0.001uF	50V	B	GRM188B11H102KA01D	K22174821		1-	B	b2
C 3128	CHIP CAP.	0.0047uF	50V	B	GRM188B11H472KA01D	K22174817		1-	B	b2
C 3129	CHIP CAP.	0.001uF	50V	B	GRM188B11H102KA01D	K22174821		1-	B	d3
C 3130	CHIP CAP.	4pF	50V	CH	GRM1882C1H4R0CZ01D	K22174205		1-	A	D3
C 3132	CHIP CAP.	0.001uF	50V	B	GRM188B11H102KA01D	K22174821		1-	B	e3
C 3133	CHIP CAP.	0.001uF	50V	B	GRM188B11H102KA01D	K22174821		1-	A	D2
C 3134	CHIP CAP.	0.01uF	25V	B	GRM39B103M25PT	K22144802		1-	A	D2
C 3135	CHIP CAP.	0.1uF	16V	B	GRM188B11C104KA01D	K22124805		1-	A	E2
C 3136	CHIP CAP.	0.001uF	50V	B	GRM188B11H102KA01D	K22174821		1-	B	e3
C 3137	CHIP CAP.	0.001uF	50V	B	GRM188B11H102KA01D	K22174821		1-	B	e3
C 3138	CHIP CAP.	0.5pF	50V	CK	GRM1884C1HR50CZ01D	K22174201		1-	A	D3
C 3140	CHIP TA.CAP.	10uF	10V		TEESVA1A106M8R	K78100028		1-	A	C3
C 3141	CHIP CAP.	0.1uF	16V	B	GRM188B11C104KA01D	K22124805		1-	A	E2
C 3142	CHIP CAP.	0.1uF	16V	B	GRM188B11C104KA01D	K22124805		1-	A	E2
C 3143	CHIP CAP.	0.001uF	50V	B	GRM188B11H102KA01D	K22174821		1-	A	C3
C 3144	CHIP CAP.	0.047uF	16V	B	GRM39B473K16PT	K22124804		1-	A	E2
C 3145	CHIP CAP.	0.001uF	50V	B	GRM188B11H102KA01D	K22174821		1-	A	C3
C 3146	CHIP TA.CAP.	10uF	16V		TEESVB21C106M8R	K78120025		1-	B	d3
C 3147	CHIP CAP.	18pF	50V	UJ	GRM1883U1H180JZ01D	K22174314		1-	A	A2
C 3149	CHIP TA.CAP.	10uF	10V		TEESVA1A106M8R	K78100028		1-	B	c3
C 3154	CHIP CAP.	100pF	50V	CH	GRM1882C1H101JA01D	K22174235		1-	A	D1
C 3155	CHIP CAP.	0.5pF	50V	CK	GRM1884C1HR50CZ01D	K22174201	VERS. A	18-23	A	D1
C 3157	CHIP CAP.	10pF	50V	CH	GRM1882C1H100JA01D	K22174211		1-	A	D2
C 3157	CHIP CAP.	6pF	50V	CH	GRM1882C1H6R0DZ01D	K22174207	VERS. A	18-	A	D2
C 3157	CHIP CAP.	10pF	50V	CH	GRM1882C1H100JA01D	K22174211	VERS. D	18-	A	D2
C 3158	CHIP CAP.	10pF	50V	CH	GRM1882C1H100JA01D	K22174211		1-	A	D2
C 3158	CHIP CAP.	6pF	50V	CH	GRM1882C1H6R0DZ01D	K22174207	VERS. A	18-	A	D2
C 3158	CHIP CAP.	10pF	50V	CH	GRM1882C1H100JA01D	K22174211	VERS. D	18-	A	D2
C 3159	CHIP CAP.	0.001uF	50V	B	GRM188B11H102KA01D	K22174821		1-	A	D2
C 3164	CHIP CAP.	100pF	50V	CH	GRM1882C1H101JA01D	K22174235		1-	B	c2
C 3165	CHIP CAP.	0.1uF	16V	B	GRM188B11C104KA01D	K22124805		1-	B	b2
C 3168	CHIP CAP.	220pF	50V	CH	GRM1882C1H221JA01D	K22174243		1-	A	E1
C 3172	CHIP CAP.	220pF	50V	CH	GRM1882C1H221JA01D	K22174243		1-	A	E2
C 3174	CHIP CAP.	18pF	50V	RH	GRM1882R1H180JZ01D	K22174515		1-	A	A2
CD3001	CERAMIC DISC				CDBLA455KCAY07-B0	H7900180		1-	A	D2
CF3001	CERAMIC FILTER				CFWLB455KGF A-B0	H3900399		1-	A	E3
CF3002	CERAMIC FILTER				CFWLB455KFFA-B0	H3900395		1-	A	F3
D 3001	DIODE				1SS302(TE85R.F)	G2070088		1-	B	a1
D 3002	DIODE				RD6.8UMB2-T1B	G2070438		1-	B	f2
D 3003	DIODE				RN739F T106	G2070626		1-	A	F1
D 3004	DIODE				HVU350 TRF-E	G2070380		1-	A	E2
D 3005	DIODE				HVU350 TRF-E	G2070380		1-	A	B3
D 3006	DIODE				HVU350 TRF-E	G2070380		1-	A	B3
D 3007	DIODE				HVU350 TRF-E	G2070380		1-	A	E2
D 3008	DIODE				HVU350 TRF-E	G2070380		1-	A	B3
D 3009	DIODE				HVU350 TRF-E	G2070380		1-	A	B3
D 3010	DIODE				HVU350 TRF-E	G2070380		1-	A	A2
D 3011	IC				GN2011-Q(TX)	G1092183		1-	A	C2
D 3012	DIODE				MA142WK-(TX)	G2070534		1-	B	b3
D 3013	DIODE				MA142WK-(TX)	G2070534		1-	B	b3
D 3014	DIODE				HZM5.6NB2 TR-E	G2070722		1-	B	c3

RX Unit (Lot.1-59: Replaced by RX-2 Unit)

Parts List

REF.	DESCRIPTION	VALUE	V/W	TOL.	MFR'S DESIG	VXSTD P/N	VERS.	LOT.	SIDE	LAYADR
D 3015	DIODE				MA143-(TX)	G2070536		1-	A	E2
D 3016	DIODE				MA143-(TX)	G2070536		1-	A	E2
D 3017	DIODE				MA143-(TX)	G2070536		1-	B	f1
D 3018	DIODE				MA143-(TX)	G2070536		1-	B	f2
D 3019	DIODE				HVU350 TRF-E	G2070380		1-	A	D2
D 3020	DIODE				HVU350 TRF-E	G2070380		1-	A	D2
J 3001	CONNECTOR				TMP-J01X-V6	P1090210		1-	A	C1
JP3001	WIRE ASSY				A1367+	T9206791		1-	A	A3
JP3002	WIRE ASSY				A1367+	T9206788		1-	A	F1
JP3003	WIRE ASSY				GRN 35 2/2	T50503500		10-	A	A2
L 3001	M.RFC	3.3uH			LK1608 3R3K-T	L1690686		1-	A	F1
L 3002	COIL				E2 0.35-1.6-4T-L	L0022456		1-	A	E1
L 3002	COIL				E2 0.35-1.6-5.5T-L	L0022616	VERS. A	18	A	E1
L 3002	COIL				E2 0.35-1.6-4.5T-L	L0022577	VERS. A	19-	A	E1
L 3002	COIL				E2 0.35-1.6-4T-L	L0022456	VERS. D	18-	A	E1
L 3003	CHIP COIL	0.082uH			C2520C-82NK	L1690543		1-	A	B3
L 3004	COIL				E2 0.35-1.6-4T-L	L0022456		1-	A	E1
L 3004	COIL				E2 0.35-1.6-5.5T-L	L0022616	VERS. A	18	A	E1
L 3004	COIL				E2 0.35-1.6-4.5T-L	L0022577	VERS. A	19-	A	E1
L 3004	COIL				E2 0.35-1.6-4T-L	L0022456	VERS. D	18-	A	E1
L 3005	CHIP COIL	0.082uH			C2520C-82NK	L1690543		1-	A	B3
L 3006	M.RFC	0.015uH			LL1608-F15NK	L1690361		1-	A	E1
L 3007	COIL				E2 0.5-2.0-6T-R	L0022488		1-	A	B3
L 3007	COIL				E2 0.5-2.0-7T-R	L0022489	VERS. A	18-	A	B3
L 3007	COIL				E2 0.5-2.0-6T-R	L0022488	VERS. D	18-	A	B3
L 3008	CHIP COIL	0.017uH			LQW31HN17NJ03L	L1690249		1-	A	E1
L 3009	CHIP COIL	0.082uH			C2520C-82NK	L1690543		1-	A	B2
L 3010	COIL				E2 0.35-1.6-4T-L	L0022456		1-	A	D1
L 3010	COIL				E2 0.35-1.6-5.5T-L	L0022616	VERS. A	18	A	D1
L 3010	COIL				E2 0.35-1.6-4.5T-L	L0022577	VERS. A	19-	A	D1
L 3010	COIL				E2 0.35-1.6-4T-L	L0022456	VERS. D	18-	A	D1
L 3011	CHIP COIL	0.082uH			C2520C-82NK	L1690543		1-	A	C2
L 3012	COIL				E2 0.35-1.6-4T-L	L0022456		1-	A	D1
L 3012	COIL				E2 0.35-1.6-5.5T-L	L0022616	VERS. A	18	A	D1
L 3012	COIL				E2 0.35-1.6-4.5T-L	L0022577	VERS. A	19-	A	D1
L 3012	COIL				E2 0.35-1.6-4T-L	L0022456	VERS. D	18-	A	D1
L 3013	CHIP COIL	0.082uH			C2520C-82NK	L1690543		1-	A	B2
L 3014	COIL				E2 0.35-1.6-4T-L	L0022456		1-	A	D1
L 3014	COIL				E2 0.35-1.6-5.5T-L	L0022616	VERS. A	18	A	D1
L 3014	COIL				E2 0.35-1.6-4.5T-L	L0022577	VERS. A	19-	A	D1
L 3014	COIL				E2 0.35-1.6-4T-L	L0022456	VERS. D	18-	A	D1
L 3015	CHIP COIL	0.022uH			C2520C-22NK	L1690536		1-	A	B2
L 3016	COIL				E2 0.35-1.6-4T-L	L0022456		1-	A	D1
L 3016	COIL				E2 0.35-1.6-5.5T-L	L0022616	VERS. A	18	A	D1
L 3016	COIL				E2 0.35-1.6-4.5T-L	L0022577	VERS. A	19-	A	D1
L 3016	COIL				E2 0.35-1.6-4T-L	L0022456	VERS. D	18-	A	D1
L 3018	M.RFC	0.022uH			HK2125 22NJ-T	L1690381		1-	A	C1
L 3019	M.RFC	0.022uH			HK2125 22NJ-T	L1690381		1-	A	C1
L 3021	M.RFC	0.33uH			LK2125 R33K-T	L1690313		1-	A	E3
L 3022	M.RFC	10uH			LK2125 100K-T	L1690331		1-	B	d3
L 3023	CHIP COIL	0.68uH			C2520C-R68J	L1690554		1-	A	C3
L 3024	M.RFC	0.1uH			LK2125 R10K-T	L1690307		1-	A	D3
L 3025	CHIP COIL	1uH			C2520F-1R0K	L1690584		1-	A	D3
L 3026	CHIP COIL	0.68uH			C2520C-R68J	L1690554		1-	A	D3
Q 3001	IC				MB15A02PFV1-G-BND-EFE1	G1092541		1-	A	A2
Q 3002	TRANSISTOR				2SC4116GR(TE85R.F)	G3341167G		1-	A	A2
Q 3003	TRANSISTOR				2SA1586Y(TE85R.F)	G3115867Y		1-	A	A1
Q 3004	TRANSISTOR				UN5215-(TX)	G3070193		1-	A	A1
Q 3005	TRANSISTOR				2SC3357-T2 RF	G3333577F		1-	A	E1
Q 3006	TRANSISTOR				2SC4116GR(TE85R.F)	G3341167G		1-	B	f1
Q 3007	TRANSISTOR				2SA1586Y(TE85R.F)	G3115867Y		1-	B	f1
Q 3008	FET				2SK508-T2B K52 A	G3805087B		1-	A	C2
Q 3009	TRANSISTOR				2SC5226-4/5-TL	G3352268Z		1-	A	B2
Q 3010	TRANSISTOR				2SC4116GR(TE85R.F)	G3341167G		1-	B	e2
Q 3011	TRANSISTOR				2SC3357-T2 RF	G3333577F		1-	A	B1
Q 3012	IC				TA31136FNG(EL)	G1091605		1-	A	E3
Q 3013	TRANSISTOR				2SC2812L6-TA	G3328127F		1-	B	c2

RX Unit (Lot.1-59: Replaced by RX-2 Unit)

Parts List

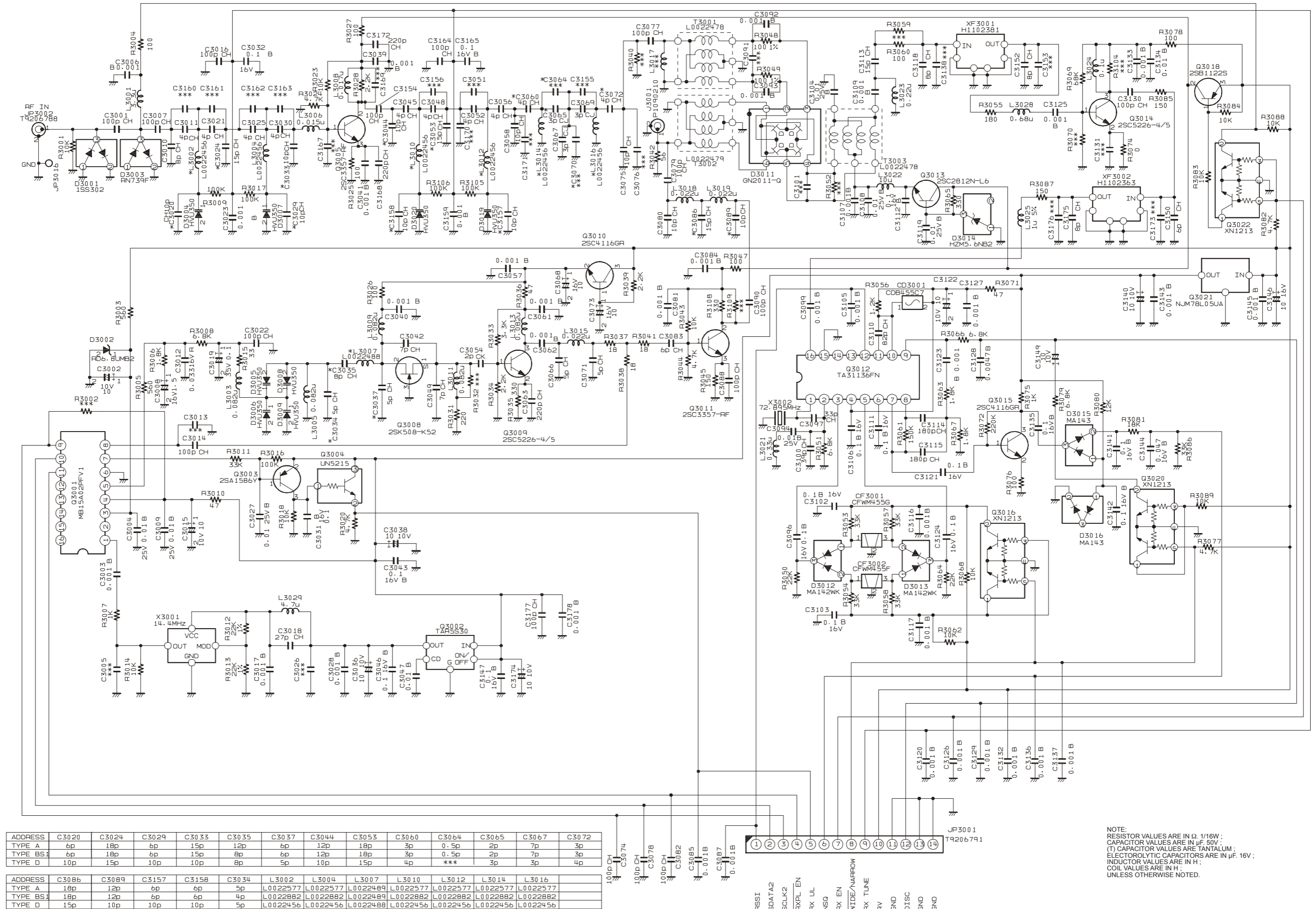
REF.	DESCRIPTION	VALUE	V/W	TOL.	MFR'S DESIG	VXSTD P/N	VERS.	LOT.	SIDE	LAYADR
Q 3013	TRANSISTOR				2SC2812N6-CPA-TB-E	G3328128F		7-	B	c2
Q 3014	TRANSISTOR				2SC5226-4/5-TL	G3352268Z		1-	A	D3
Q 3015	TRANSISTOR				2SC4116GR(TE85R.F)	G3341167G		1-	A	E2
Q 3016	TRANSISTOR				XN1213-(TX)	G3070194		1-	B	a3
Q 3018	TRANSISTOR				2SB1122S-TD	G3211228S		1-	B	c2
Q 3020	TRANSISTOR				XN1213-(TX)	G3070194		1-	B	b3
Q 3021	IC				NJM78L05UA-TE1	G1091325		1-	A	C3
Q 3022	TRANSISTOR				XN1213-(TX)	G3070194		1-	B	b2
R 3001	CHIP RES.	10k	1/16W	5%	RMC1/16 103JATP	J24185103		1-	B	a1
R 3003	CHIP RES.	560	1/16W	5%	RMC1/16 561JATP	J24185561		1-	B	e1
R 3004	CHIP RES.	100	1/16W	5%	RMC1/16 101JATP	J24185101		1-	B	a2
R 3005	CHIP RES.	560	1/16W	5%	RMC1/16 561JATP	J24185561		1-	B	e2
R 3006	CHIP RES.	1.8k	1/16W	5%	RMC1/16 182JATP	J24185182		1-	B	e2
R 3007	CHIP RES.	1k	1/16W	5%	RMC1/16 102JATP	J24185102		1-	A	A2
R 3008	CHIP RES.	6.8k	1/16W	5%	RMC1/16 682JATP	J24185682		1-	B	e2
R 3009	CHIP RES.	100k	1/16W	5%	RMC1/16 104JATP	J24185104		1-	A	E1
R 3010	CHIP RES.	47	1/16W	5%	RMC1/16 470JATP	J24185470		1-	A	A2
R 3011	CHIP RES.	33k	1/16W	5%	RMC1/16 333JATP	J24185333		1-	A	A1
R 3012	CHIP RES.	22k	1/16W	5%	RMC1/16 223JATP	J24185223		1-	A	A2
R 3013	CHIP RES.	47k	1/16W	5%	RMC1/16 473JATP	J24185473		1-	A	A2
R 3014	CHIP RES.	1k	1/16W	5%	RMC1/16 102JATP	J24185102		1-	A	A2
R 3015	CHIP RES.	33	1/16W	5%	RMC1/16 330JATP	J24185330		1-	A	B2
R 3016	CHIP RES.	100k	1/16W	5%	RMC1/16 104JATP	J24185104		1-	A	A1
R 3017	CHIP RES.	100k	1/16W	5%	RMC1/16 104JATP	J24185104		1-	A	E2
R 3018	CHIP RES.	10k	1/16W	5%	RMC1/16 103JATP	J24185103		1-	A	A1
R 3019	CHIP RES.	47k	1/16W	5%	RMC1/16 473JATP	J24185473		1-	A	A2
R 3020	CHIP RES.	4.7k	1/16W	5%	RMC1/16 472JATP	J24185472		1-	A	A1
R 3022	CHIP RES.	0	1/16W	5%	RMC1/16 000JATP	J24185000		1-	B	f2
R 3023	CHIP RES.	10k	1/16W	5%	RMC1/16 103JATP	J24185103		1-	A	E1
R 3024	CHIP RES.	4.7k	1/16W	5%	RMC1/16 472JATP	J24185472		1-	A	E1
R 3025	CHIP RES.	100	1/16W	5%	RMC1/16 101JATP	J24185101		1-	A	D1
R 3026	CHIP RES.	100	1/16W	5%	RMC1/16 101JATP	J24185101		1-	A	B2
R 3027	CHIP RES.	100	1/16W	5%	RMC1/16 101JATP	J24185101		1-	A	E2
R 3028	CHIP RES.	2.2k	1/16W	5%	RMC1/16 222JATP	J24185222		1-	A	E1
R 3029	CHIP RES.	120k	1/16W	1%	RMC1/16 124FTP	J24183124		1-	B	f1
R 3030	CHIP RES.	12k	1/16W	1%	RMC1/16 123FTP	J24183123		1-	B	f1
R 3031	CHIP RES.	220	1/16W	5%	RMC1/16 221JATP	J24185221		1-	A	C2
R 3033	CHIP RES.	3.3k	1/16W	5%	RMC1/16 332JATP	J24185332		1-	A	B2
R 3034	CHIP RES.	2.2k	1/16W	5%	RMC1/16 222JATP	J24185222		1-	A	B2
R 3035	CHIP RES.	330	1/16W	5%	RMC1/16 331JATP	J24185331		1-	A	B2
R 3036	CHIP RES.	47	1/16W	5%	RMC1/16 470JATP	J24185470		1-	A	B2
R 3037	CHIP RES.	18	1/16W	5%	RMC1/16 180JATP	J24185180		1-	A	B2
R 3038	CHIP RES.	18	1/16W	5%	RMC1/16 180JATP	J24185180		1-	B	e1
R 3039	CHIP RES.	2.2k	1/16W	5%	RMC1/16 222JATP	J24185222		1-	B	e2
R 3041	CHIP RES.	18	1/16W	5%	RMC1/16 180JATP	J24185180		1-	B	e1
R 3042	CHIP RES.	56	1/16W	5%	RMC1/16 560JATP	J24185560		1-	B	d1
R 3043	CHIP RES.	10k	1/16W	5%	RMC1/16 103JATP	J24185103		1-	A	B1
R 3044	CHIP RES.	4.7k	1/16W	5%	RMC1/16 472JATP	J24185472		1-	A	B1
R 3045	CHIP RES.	150	1/16W	5%	RMC1/16 151JATP	J24185151		1-	A	B1
R 3047	CHIP RES.	100	1/10W	5%	RMC1/10T 101J	J24205101		1-	A	B1
R 3048	CHIP RES.	100	1/16W	5%	RMC1/16 101JATP	J24185101		1	B	c2
R 3048	CHIP RES.	100	1/16W	1%	RMC1/16 101FTP	J24183101		2-	B	c2
R 3049	CHIP RES.	100	1/16W	5%	RMC1/16 101JATP	J24185101		1	B	c2
R 3049	CHIP RES.	100	1/16W	1%	RMC1/16 101FTP	J24183101		2-	B	c2
R 3050	CHIP RES.	22k	1/16W	5%	RMC1/16 223JATP	J24185223		1-	B	b3
R 3051	CHIP RES.	6.8k	1/16W	5%	RMC1/16 682JATP	J24185682		1-	A	E3
R 3053	CHIP RES.	33k	1/16W	5%	RMC1/16 333JATP	J24185333		1-	B	a3
R 3054	CHIP RES.	33k	1/16W	5%	RMC1/16 333JATP	J24185333		1-	B	a3
R 3056	CHIP RES.	1.2k	1/16W	5%	RMC1/16 122JATP	J24185122		1-	A	D2
R 3057	CHIP RES.	33k	1/16W	5%	RMC1/16 333JATP	J24185333		1-	B	b3
R 3058	CHIP RES.	33k	1/16W	5%	RMC1/16 333JATP	J24185333		1-	B	a3
R 3059	CHIP RES.	0	1/16W	5%	RMC1/16 000JATP	J24185000		1-	A	C3
R 3061	CHIP RES.	150k	1/16W	5%	RMC1/16 154JATP	J24185154		1-	B	b3
R 3062	CHIP RES.	10k	1/16W	5%	RMC1/16 103JATP	J24185103		1-	B	a2
R 3063	CHIP RES.	1.8k	1/16W	5%	RMC1/16 182JATP	J24185182		1-	B	b2
R 3064	CHIP RES.	22k	1/16W	5%	RMC1/16 223JATP	J24185223		1-	B	b3
R 3065	CHIP RES.	330	1/10W	5%	RMC1/10T 331J	J24205331		1-	B	c2

RX Unit (Lot.1-59: Replaced by RX-2 Unit)

Parts List

REF.	DESCRIPTION	VALUE	V/W	TOL.	MFR'S DESIG	VXSTD P/N	VERS.	LOT.	SIDE	LAYADR
R 3066	CHIP RES.	6.8k	1/16W	5%	RMC1/16 682JATP	J24185682		1-	B	b3
R 3067	CHIP RES.	1.8k	1/16W	5%	RMC1/16 182JATP	J24185182		1-	B	b2
R 3068	CHIP RES.	10k	1/16W	5%	RMC1/16 103JATP	J24185103		1-	B	a2
R 3069	CHIP RES.	68k	1/16W	5%	RMC1/16 683JATP	J24185683		1-	A	D3
R 3071	CHIP RES.	47	1/16W	5%	RMC1/16 470JATP	J24185470		1-	A	E2
R 3072	CHIP RES.	220k	1/16W	5%	RMC1/16 224JATP	J24185224		1-	A	E2
R 3074	CHIP RES.	0	1/16W	5%	RMC1/16 000JATP	J24185000		1-	A	D3
R 3075	CHIP RES.	1k	1/16W	5%	RMC1/16 102JATP	J24185102		1-	A	E2
R 3076	CHIP RES.	100	1/16W	5%	RMC1/16 101JATP	J24185101		1-	A	E2
R 3077	CHIP RES.	4.7k	1/16W	5%	RMC1/16 472JATP	J24185472		1-	B	c3
R 3078	CHIP RES.	100	1/16W	5%	RMC1/16 101JATP	J24185101		1-	A	D2
R 3079	CHIP RES.	6.8k	1/16W	5%	RMC1/16 682JATP	J24185682		1-	B	c3
R 3080	CHIP RES.	12k	1/16W	5%	RMC1/16 123JATP	J24185123		1-	A	E2
R 3081	CHIP RES.	18k	1/16W	5%	RMC1/16 183JATP	J24185183		1-	A	E2
R 3082	CHIP RES.	4.7k	1/16W	5%	RMC1/16 472JATP	J24185472		1-	B	a2
R 3083	CHIP RES.	10k	1/16W	5%	RMC1/16 103JATP	J24185103		1-	B	b2
R 3084	CHIP RES.	10k	1/16W	5%	RMC1/16 103JATP	J24185103		1-	B	b2
R 3086	CHIP RES.	33k	1/16W	5%	RMC1/16 333JATP	J24185333		1-	A	E2
R 3087	CHIP RES.	0	1/16W	5%	RMC1/16 000JATP	J24185000		1-	A	D3
R 3088	CHIP RES.	10k	1/16W	5%	RMC1/16 103JATP	J24185103		1-	B	b2
R 3089	CHIP RES.	10k	1/16W	5%	RMC1/16 103JATP	J24185103		1-	B	c3
R 3090	CHIP RES.	0	1/16W	5%	RMC1/16 000JATP	J24185000		1-	B	f2
R 3091	CHIP RES.	680	1/16W	1%	RMC1/16 681FTP	J24183681		1-	A	A2
R 3092	CHIP RES.	6.8k	1/16W	1%	RMC1/16 682FTP	J24183682		1-	A	A2
R 3093	CHIP RES.	0	1/16W	5%	RMC1/16 000JATP	J24185000		1-	B	e1
R 3094	CHIP RES.	27k	1/16W	1%	RMC1/16 273FTP	J24183273		1-	B	e1
R 3095	CHIP RES.	47k	1/16W	1%	RMC1/16 473FTP	J24183473		1-	B	f1
R 3096	CHIP RES.	82k	1/16W	1%	RMC1/16 823FTP	J24183823		1-	B	f1
R 3097	CHIP RES.	56k	1/16W	1%	RMC1/16 563FTP	J24183563		1-	B	f1
R 3098	CHIP RES.	3.9k	1/16W	1%	RMC1/16 392FTP	J24183392		1-	B	f1
R 3099	CHIP RES.	1k	1/16W	1%	RMC1/16 102FTP	J24183102		1-	B	f1
R 3100	CHIP RES.	1.8k	1/16W	1%	RMC1/16 182FTP	J24183182		1-	B	f1
R 3105	CHIP RES.	100k	1/16W	5%	RMC1/16 104JATP	J24185104		1-	A	D2
R 3106	CHIP RES.	100k	1/16W	5%	RMC1/16 104JATP	J24185104		1-	A	D2
R 3107	CHIP RES.	0	1/16W	5%	RMC1/16 000JATP	J24185000		1-	A	D2
R 3108	CHIP RES.	330	1/10W	5%	RMC1/10T 331J	J24205331		1-	A	B1
R 3109	CHIP RES.	5.6k	1/16W	5%	RMC1/16 562JATP	J24185562		1-	A	B1
T 3001	COIL WIDE-TRANS.				3-317611	L0022478		1-	A	C2
T 3002	COIL WIDE-TRANS.				050812563 92H5	L0022479		1-	A	C2
T 3003	COIL WIDE-TRANS.				3-317611	L0022478		1-	A	C2
TC3001	TRIMMER CAP.	10pF			ECR-JA010A11X	K91000227		1-	A	A2
TH3001	THERMISTOR				NTCG203SH223JT	G9090106		1-	B	f1
TH3002	THERMISTOR				NTCG203NH153JT	G9090105		1-	B	f1
X 3001	XTAL TOP-B	14.4MHz			14.4MHZ	H0103221		1-	A	A2
X 3002	XTAL TOP-B	72.895MHz			72.895MHZ	H0103161A		1-	A	E3
XF3001	XTAL FILTER				73S10A	H1102297		1-	A	C3
XF3002	XTAL FILTER				73S10A	H1102297		1-	A	D3
	SHIELD CASE				CASE-S7GDH	L9190016		1-		
	SHIELD CASE				CASE-S7GDH	L9190016		1-		
	SHIELD CASE				CASE-S7GDH	L9190016	VERS. A, EIA (CE)	31-		
	SHIELD CASE				VCO	RA0014300		1-		
	SHIELD CASE				VCO	R0151950		1-		
	SHIELD CASE				VCO	RA0014200		1-		
	NYLON CLAMP				PLT-1M BK-1	S3000022		1-		
	LEAF SPRING				PLT-1M BK-1	R0140031		4-		
	LEAF SPRING				PLT-1M BK-1	R0140031		4-		

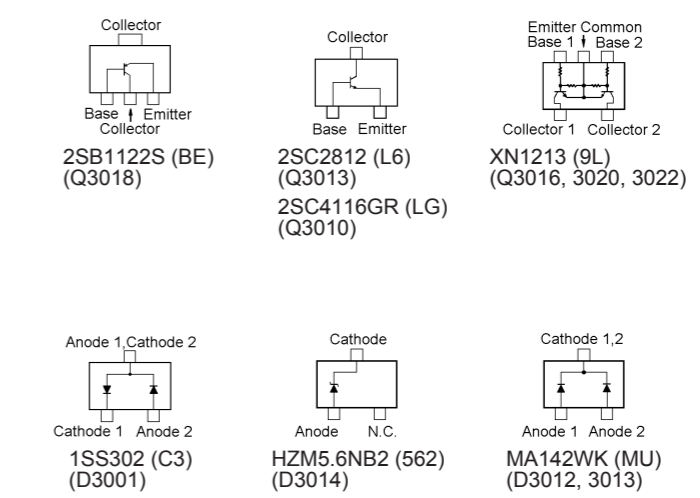
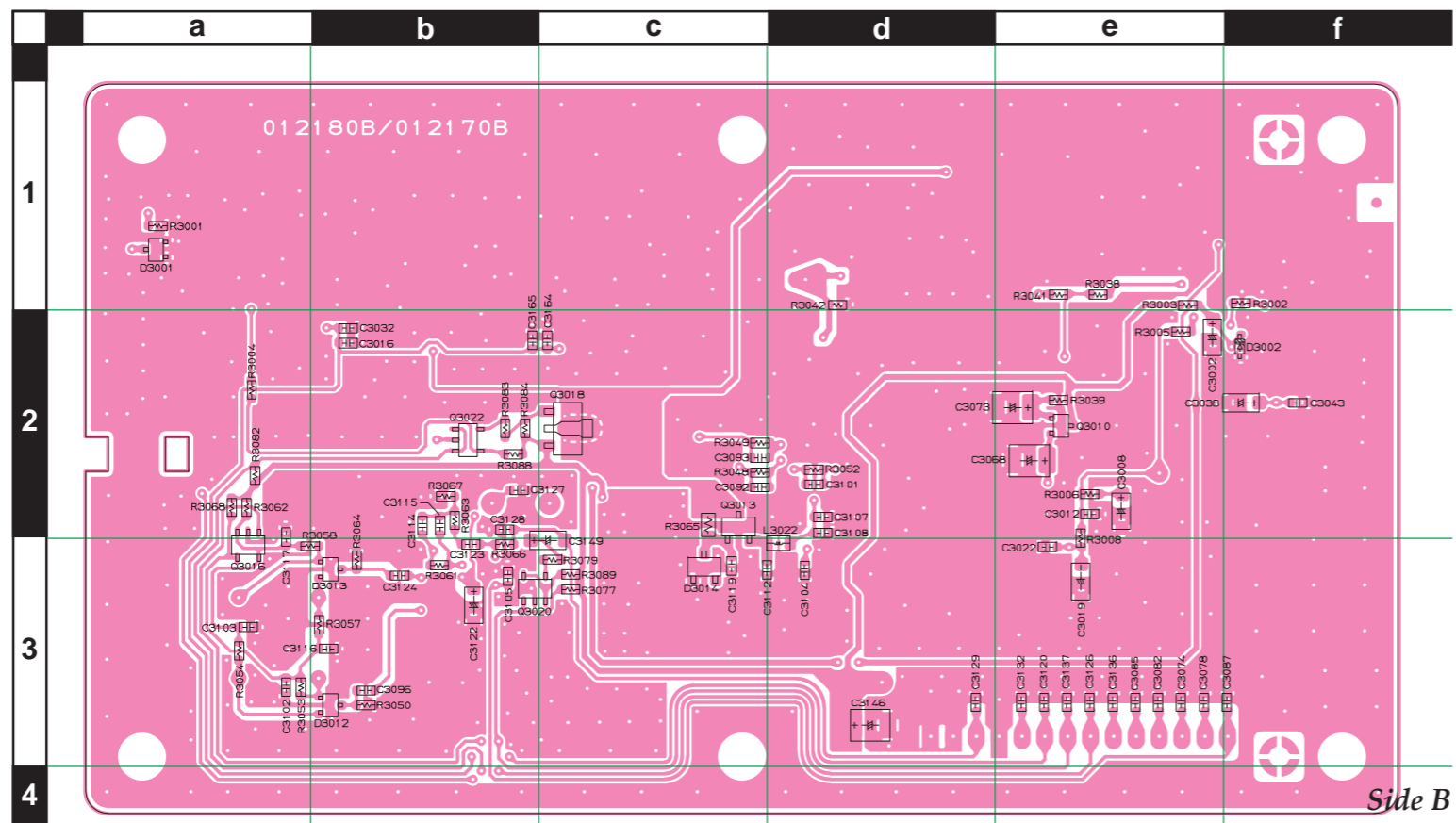
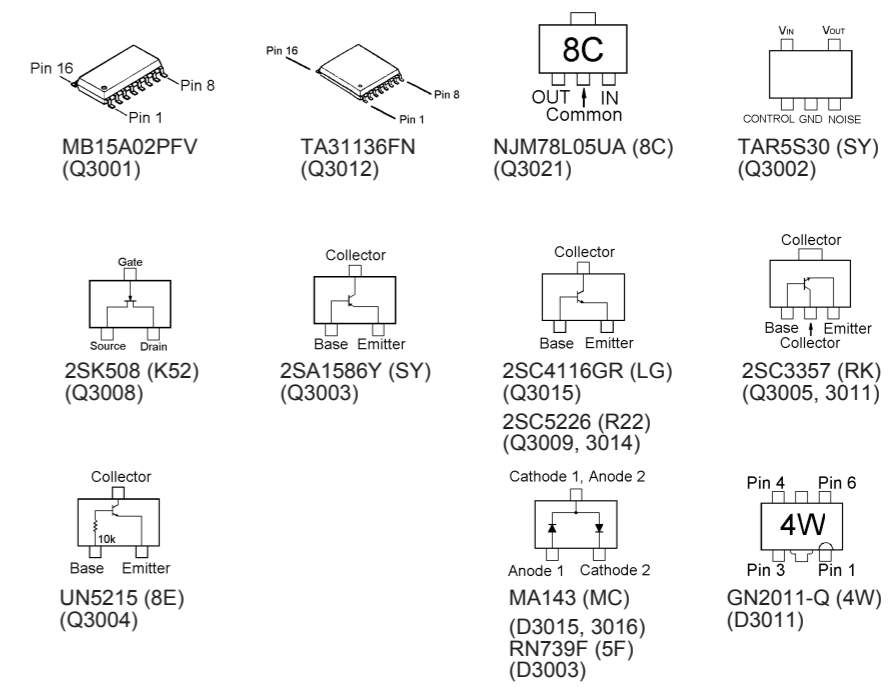
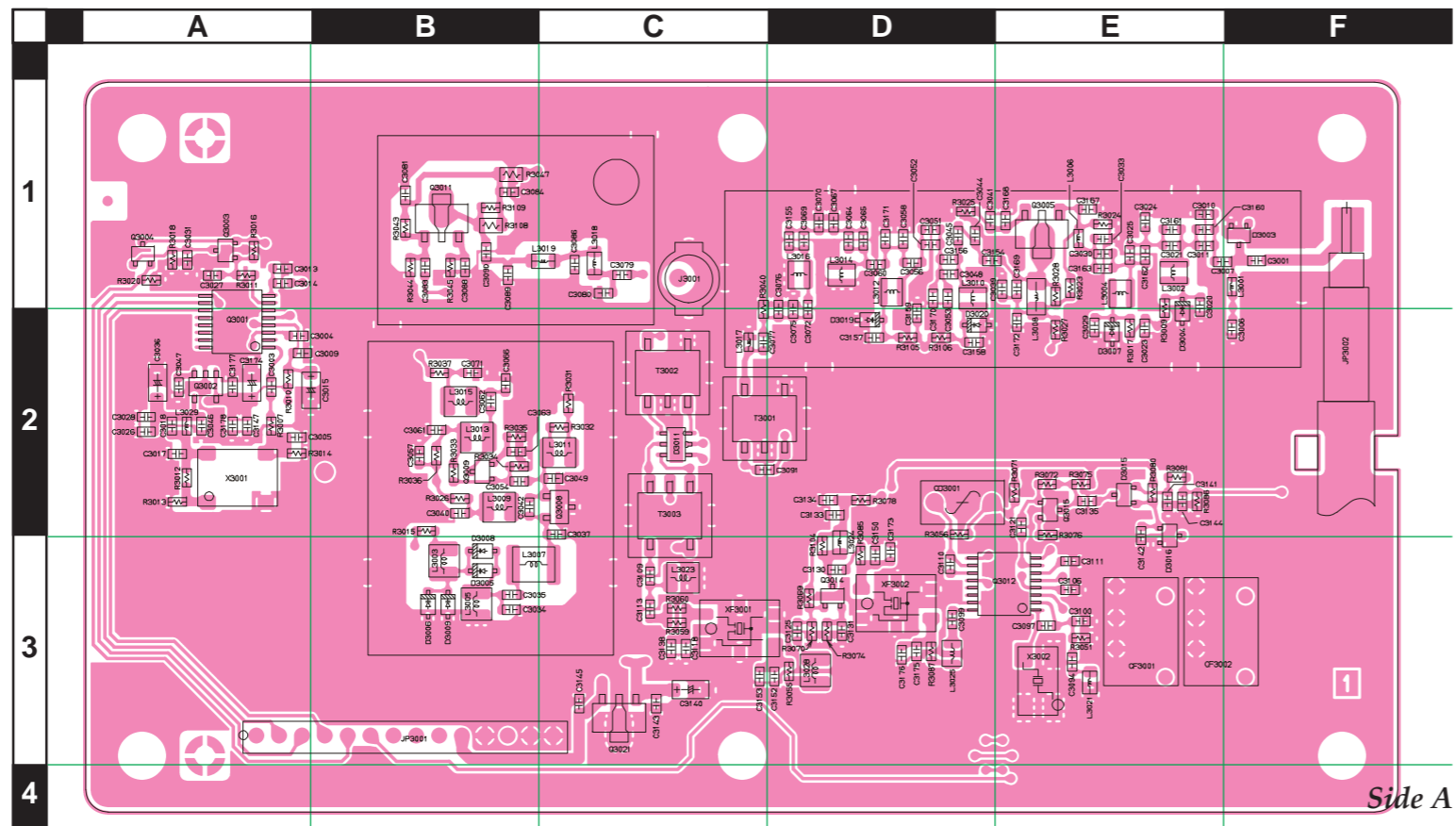
Circuit Diagram



RX-2 Unit (Lot. 60-)

Note

Parts Layout



RX-2 Unit (Lot. 60-)

Note

RX-2 Unit (Lot.60-)

Parts List

REF.	DESCRIPTION	VALUE	V/W	TOL.	MFR'S DESIG	VXSTD P/N	VERS.	LOT.	SIDE	LAYADR
PCB with Components						CS2389702	VERS. A (USA/NA & Except EIA/CE)			
						CS2389703	VERS. A (EIA/CE)			
						CS2389704	VERS. BS1 (USA/NA & Except EIA/CE)			
						CS2389705	VERS. BS1 (EIA/CE)			
						CS2389706	VERS. D (USA/NA & Except EIA/CE)			
						CS2389707	VERS. D (EIA/CE)			
C 3001	CHIP CAP.	100pF	50V	CH	GRM1882C1H101JA01D	K22174235		1-	A	F1
C 3002	CHIP TA.CAP.	10uF	10V		TEESVA1A106M8R	K78100028		1-	B	e2
C 3003	CHIP CAP.	0.001uF	50V	B	GRM188B11H102KA01D	K22174821		1-	A	A2
C 3004	CHIP CAP.	0.01uF	25V	B	GRM39B103M25PT	K22144802		1-	A	A2
C 3006	CHIP CAP.	0.001uF	50V	B	GRM188B11H102KA01D	K22174821		1-	A	F2
C 3007	CHIP CAP.	100pF	50V	CH	GRM1882C1H101JA01D	K22174235		1-	A	E1
C 3008	CHIP TA.CAP.	1.5uF	16V		TEESVA1C155M8R	K78120020		1-	B	e2
C 3009	CHIP CAP.	0.01uF	25V	B	GRM39B103M25PT	K22144802		1-	A	A2
C 3010	CHIP CAP.	8pF	50V	CH	GRM1882C1H8R0DZ01D	K22174209		1-	A	E1
C 3011	CHIP CAP.	4pF	50V	CH	GRM1882C1H4R0CZ01D	K22174205		1-	A	E1
C 3012	CHIP CAP.	0.033uF	16V	R	GRM188R11C333KA01D	K22124801		1-	B	e2
C 3013	CHIP CAP.	1pF	50V	CK	GRM1884C1H1R0CZ01D	K22174202	VERS. D	147-	A	A1
C 3014	CHIP CAP.	100pF	50V	CH	GRM1882C1H101JA01D	K22174235		1-146	A	A1
C 3014	CHIP CAP.	100pF	50V	CH	GRM1882C1H101JA01D	K22174235	VERS. A	147-	A	A1
C 3014	CHIP CAP.	100pF	50V	CH	GRM1882C1H101JA01D	K22174235	VERS. BS1	147-	A	A1
C 3014	CHIP CAP.	1pF	50V	CK	GRM1884C1H1R0CZ01D	K22174202	VERS. D	147-	A	A1
C 3015	CHIP TA.CAP.	10uF	10V		TEESVA1A106M8R	K78100028		1-	A	A2
C 3016	CHIP CAP.	100pF	50V	CH	GRM1882C1H101JA01D	K22174235		1-	B	b2
C 3017	CHIP CAP.	0.001uF	50V	B	GRM188B11H102KA01D	K22174821		1-	A	A2
C 3018	CHIP CAP.	27pF	50V	CH	GRM1882C1H270JA01D	K22174221		1-	A	A2
C 3019	CHIP TA.CAP.	0.1uF	35V		TEESVA1V104M8R	K78160025		1-	B	e3
C 3020	CHIP CAP.	6pF	50V	CH	GRM1882C1H6R0DZ01D	K22174207	VERS. A	1-	A	E1
C 3020	CHIP CAP.	6pF	50V	CH	GRM1882C1H6R0DZ01D	K22174207	VERS. BS1	62-	A	E1
C 3020	CHIP CAP.	10pF	50V	CH	GRM1882C1H100JA01D	K22174211	VERS. D	1-	A	E1
C 3021	CHIP CAP.	4pF	50V	CH	GRM1882C1H4R0CZ01D	K22174205		1-	A	E1
C 3022	CHIP CAP.	100pF	50V	CH	GRM1882C1H101JA01D	K22174235		1-	B	e3
C 3023	CHIP CAP.	0.001uF	50V	B	GRM188B11H102KA01D	K22174821		1-	A	E2
C 3024	CHIP CAP.	18pF	50V	CH	GRM1882C1H180JA01D	K22174217	VERS. A	1-	A	E1
C 3024	CHIP CAP.	18pF	50V	CH	GRM1882C1H180JA01D	K22174217	VERS. BS1	62-	A	E1
C 3024	CHIP CAP.	15pF	50V	CH	GRM1882C1H150JA01D	K22174215	VERS. D	1-	A	E1
C 3025	CHIP CAP.	4pF	50V	CH	GRM1882C1H4R0CZ01D	K22174205		1-	A	E1
C 3027	CHIP CAP.	0.01uF	25V	B	GRM39B103M25PT	K22144802		1-	A	A1
C 3028	CHIP CAP.	0.001uF	50V	B	GRM188B11H102KA01D	K22174821		1-	A	A2
C 3029	CHIP CAP.	6pF	50V	CH	GRM1882C1H6R0DZ01D	K22174207	VERS. A	1-	A	E2
C 3029	CHIP CAP.	6pF	50V	CH	GRM1882C1H6R0DZ01D	K22174207	VERS. BS1	62-	A	E2
C 3029	CHIP CAP.	10pF	50V	CH	GRM1882C1H100JA01D	K22174211	VERS. D	1-	A	E2
C 3030	CHIP CAP.	4pF	50V	CH	GRM1882C1H4R0CZ01D	K22174205		1-	A	E1
C 3031	CHIP CAP.	0.1uF	16V	B	GRM188B11C104KA01D	K22124805		1-	A	A1
C 3032	CHIP CAP.	0.1uF	16V	B	GRM188B11C104KA01D	K22124805		1-	B	b2
C 3033	CHIP CAP.	15pF	50V	CH	GRM1882C1H150JA01D	K22174215	VERS. A	1-	A	E1
C 3033	CHIP CAP.	15pF	50V	CH	GRM1882C1H150JA01D	K22174215	VERS. BS1	62-	A	E1
C 3033	CHIP CAP.	10pF	50V	CH	GRM1882C1H100JA01D	K22174211	VERS. D	1-	A	E1
C 3034	CHIP CAP.	5pF	50V	CH	GRM1882C1H5R0CZ01D	K22174206	VERS. A	1-	A	B3
C 3034	CHIP CAP.	4pF	50V	CH	GRM1882C1H4R0CZ01D	K22174205	VERS. BS1	62-	A	B3
C 3034	CHIP CAP.	5pF	50V	CH	GRM1882C1H5R0CZ01D	K22174206	VERS. D	1-	A	B3
C 3035	CHIP CAP.	12pF	50V	CH	GRM1882C1H120JA01D	K22174213	VERS. A	1-	A	B3
C 3035	CHIP CAP.	8pF	50V	CH	GRM1882C1H8R0DZ01D	K22174209	VERS. BS1	62-	A	B3
C 3035	CHIP CAP.	8pF	50V	CH	GRM1882C1H8R0DZ01D	K22174209	VERS. D	1-	A	B3
C 3036	CHIP TA.CAP.	10uF	10V		TEESVA1A106M8R	K78100028		1-	A	A2
C 3037	CHIP CAP.	6pF	50V	CH	GRM1882C1H6R0DZ01D	K22174207	VERS. A	1-	A	C2
C 3037	CHIP CAP.	6pF	50V	CH	GRM1882C1H6R0DZ01D	K22174207	VERS. BS1	62-	A	C2
C 3037	CHIP CAP.	5pF	50V	CH	GRM1882C1H5R0CZ01D	K22174206	VERS. D	1-	A	C2
C 3038	CHIP TA.CAP.	10uF	10V		TEESVA1A106M8R	K78100028		1-	B	f2
C 3039	CHIP CAP.	0.001uF	50V	B	GRM188B11H102KA01D	K22174821		1-	A	E1
C 3040	CHIP CAP.	0.001uF	50V	B	GRM188B11H102KA01D	K22174821		1-	A	B2
C 3041	CHIP CAP.	0.001uF	50V	B	GRM188B11H102KA01D	K22174821		1-	A	D1
C 3042	CHIP CAP.	7pF	50V	CH	GRM1882C1H7R0DZ01D	K22174208		1-	A	B2
C 3043	CHIP CAP.	0.1uF	16V	B	GRM188B11C104KA01D	K22124805		1-	B	f2
C 3044	CHIP CAP.	12pF	50V	CH	GRM1882C1H120JA01D	K22174213	VERS. A	1-	A	D1
C 3044	CHIP CAP.	12pF	50V	CH	GRM1882C1H120JA01D	K22174213	VERS. BS1	62-	A	D1
C 3044	CHIP CAP.	10pF	50V	CH	GRM1882C1H100JA01D	K22174211	VERS. D	1-	A	D1

RX-2 Unit (Lot.60-)

Parts List

REF.	DESCRIPTION	VALUE	V/W	TOL.	MFR'S DESIG	VXSTD P/N	VERS.	LOT.	SIDE	LAYADR
C 3045	CHIP CAP.	4pF	50V	CH	GRM1882C1H4R0CZ01D	K22174205		1-	A	D1
C 3046	CHIP CAP.	0.1uF	16V	B	GRM188B11C104KA01D	K22124805		1-	B	f1
C 3047	CHIP CAP.	0.01uF	50V	B	GRM188B11H103KA01D	K22174823		1-	A	A2
C 3048	CHIP CAP.	4pF	50V	CH	GRM1882C1H4R0CZ01D	K22174205		1-	A	D1
C 3049	CHIP CAP.	7pF	50V	CH	GRM1882C1H7R0DZ01D	K22174208		1-	A	C2
C 3052	CHIP CAP.	4pF	50V	CH	GRM1882C1H4R0CZ01D	K22174205		1-	A	D1
C 3053	CHIP CAP.	18pF	50V	CH	GRM1882C1H180JA01D	K22174217	VERS. A	1-	A	D1
C 3053	CHIP CAP.	18pF	50V	CH	GRM1882C1H180JA01D	K22174217	VERS. BS1	62-	A	D1
C 3053	CHIP CAP.	15pF	50V	CH	GRM1882C1H150JA01D	K22174215	VERS. D	1-	A	D1
C 3054	CHIP CAP.	2pF	50V	CK	GRM1884C1H2R0CZ01D	K22174203		1-	A	B2
C 3056	CHIP CAP.	4pF	50V	CH	GRM1882C1H4R0CZ01D	K22174205		1-	A	D1
C 3057	CHIP CAP.	0.001uF	50V	B	GRM188B11H102KA01D	K22174821		1-	A	B2
C 3058	CHIP CAP.	10pF	50V	CH	GRM1882C1H100JA01D	K22174211		1-	A	D1
C 3060	CHIP CAP.	3pF	50V	CJ	GRM1883C1H3R0CZ01D	K22174204	VERS. A	1-	A	D1
C 3060	CHIP CAP.	3pF	50V	CJ	GRM1883C1H3R0CZ01D	K22174204	VERS. BS1	62-	A	D1
C 3060	CHIP CAP.	4pF	50V	CH	GRM1882C1H4R0CZ01D	K22174205	VERS. D	1-	A	D1
C 3061	CHIP CAP.	0.001uF	50V	B	GRM188B11H102KA01D	K22174821		1-	A	B2
C 3062	CHIP CAP.	0.001uF	50V	B	GRM188B11H102KA01D	K22174821		1-	A	B2
C 3063	CHIP CAP.	220pF	50V	CH	GRM1882C1H221JA01D	K22174243		1-	A	B2
C 3064	CHIP CAP.	0.5pF	50V	CK	GRM1884C1HR50CZ01D	K22174201	VERS. A	1-	A	D1
C 3064	CHIP CAP.	0.5pF	50V	CK	GRM1884C1HR50CZ01D	K22174201	VERS. BS1	62-	A	D1
C 3065	CHIP CAP.	2pF	50V	CK	GRM1884C1H2R0CZ01D	K22174203	VERS. A	1-	A	D1
C 3065	CHIP CAP.	2pF	50V	CK	GRM1884C1H2R0CZ01D	K22174203	VERS. BS1	62-	A	D1
C 3065	CHIP CAP.	3pF	50V	CJ	GRM1883C1H3R0CZ01D	K22174204	VERS. D	1-	A	D1
C 3066	CHIP CAP.	5pF	50V	CH	GRM1882C1H5R0CZ01D	K22174206		1-	A	B2
C 3067	CHIP CAP.	7pF	50V	CH	GRM1882C1H7R0DZ01D	K22174208	VERS. A	1-	A	D1
C 3067	CHIP CAP.	7pF	50V	CH	GRM1882C1H7R0DZ01D	K22174208	VERS. BS1	62-	A	D1
C 3067	CHIP CAP.	3pF	50V	CJ	GRM1883C1H3R0CZ01D	K22174204	VERS. D	1-	A	D1
C 3068	CHIP TA.CAP.	10uF	16V		TEESVB21C106M8R	K78120025		1-	B	e2
C 3069	CHIP CAP.	3pF	50V	CJ	GRM1883C1H3R0CZ01D	K22174204	VERS. A	1-	A	D1
C 3069	CHIP CAP.	3pF	50V	CJ	GRM1883C1H3R0CZ01D	K22174204	VERS. BS1	62-	A	D1
C 3069	CHIP CAP.	3pF	50V	CJ	GRM1883C1H3R0CZ01D	K22174204	VERS. D	1-	A	D1
C 3071	CHIP CAP.	5pF	50V	CH	GRM1882C1H5R0CZ01D	K22174206		1-	A	B2
C 3072	CHIP CAP.	3pF	50V	CJ	GRM1883C1H3R0CZ01D	K22174204	VERS. A	1-	A	D1
C 3072	CHIP CAP.	3pF	50V	CJ	GRM1883C1H3R0CZ01D	K22174204	VERS. BS1	62-	A	D1
C 3072	CHIP CAP.	4pF	50V	CH	GRM1882C1H4R0CZ01D	K22174205	VERS. D	1-	A	D1
C 3073	CHIP TA.CAP.	10uF	16V		TEESVB21C106M8R	K78120025		1-	B	e2
C 3074	CHIP CAP.	100pF	50V	CH	GRM1882C1H101JA01D	K22174235		1-	B	e3
C 3075	CHIP CAP.	10pF	50V	CH	GRM1882C1H100JA01D	K22174211		1-	A	D1
C 3077	CHIP CAP.	100pF	50V	CH	GRM1882C1H101JA01D	K22174235		1-	A	C2
C 3078	CHIP CAP.	100pF	50V	CH	GRM1882C1H101JA01D	K22174235		1-	B	e3
C 3079	CHIP CAP.	100pF	50V	CH	GRM1882C1H101JA01D	K22174235		1-	A	C1
C 3080	CHIP CAP.	10pF	50V	CH	GRM1882C1H100JA01D	K22174211		1-	A	C1
C 3081	CHIP CAP.	0.001uF	50V	B	GRM188B11H102KA01D	K22174821		1-	A	B1
C 3082	CHIP CAP.	100pF	50V	CH	GRM1882C1H101JA01D	K22174235		1-	B	e3
C 3083	CHIP CAP.	6pF	50V	CH	GRM1882C1H6R0DZ01D	K22174207		1-	A	B1
C 3084	CHIP CAP.	0.001uF	50V	B	GRM188B11H102KA01D	K22174821		1-	A	B1
C 3085	CHIP CAP.	0.001uF	50V	B	GRM188B11H102KA01D	K22174821		1-	B	e3
C 3086	CHIP CAP.	18pF	50V	CH	GRM1882C1H180JA01D	K22174217	VERS. A	1-	A	C1
C 3086	CHIP CAP.	18pF	50V	CH	GRM1882C1H180JA01D	K22174217	VERS. BS1	62-	A	C1
C 3086	CHIP CAP.	15pF	50V	CH	GRM1882C1H150JA01D	K22174215	VERS. D	1-	A	C1
C 3087	CHIP CAP.	0.001uF	50V	B	GRM188B11H102KA01D	K22174821		1-	B	f3
C 3088	CHIP CAP.	100pF	50V	CH	GRM1882C1H101JA01D	K22174235		1-	A	B1
C 3089	CHIP CAP.	12pF	50V	CH	GRM1882C1H120JA01D	K22174213	VERS. A	1-	A	B1
C 3089	CHIP CAP.	12pF	50V	CH	GRM1882C1H120JA01D	K22174213	VERS. BS1	62-	A	B1
C 3089	CHIP CAP.	10pF	50V	CH	GRM1882C1H100JA01D	K22174211	VERS. A	1-	A	B1
C 3090	CHIP CAP.	100pF	50V	CH	GRM1882C1H101JA01D	K22174235		1-	A	B1
C 3092	CHIP CAP.	0.001uF	50V	B	GRM188B11H102KA01D	K22174821		1-	B	c2
C 3093	CHIP CAP.	0.001uF	50V	B	GRM188B11H102KA01D	K22174821		1-	B	c2
C 3094	CHIP CAP.	0.01uF	25V	B	GRM39B103M25PT	K22144802		1-	A	E3
C 3096	CHIP CAP.	0.1uF	16V	B	GRM188B11C104KA01D	K22124805		1-	B	b3
C 3097	CHIP CAP.	33pF	50V	CH	GRM1882C1H330JA01D	K22174223		1-	A	E3
C 3099	CHIP CAP.	0.001uF	50V	B	GRM188B11H102KA01D	K22174821		1-	A	D3
C 3100	CHIP CAP.	39pF	50V	CH	GRM1882C1H390JA01D	K22174225		1-	A	E3
C 3102	CHIP CAP.	0.1uF	16V	B	GRM188B11C104KA01D	K22124805		1-	B	a3
C 3103	CHIP CAP.	0.1uF	16V	B	GRM188B11C104KA01D	K22124805		1-	B	a3
C 3104	CHIP CAP.	0.01uF	25V	B	GRM39B103M25PT	K22144802		1-	B	d3

RX-2 Unit (Lot.60-)

Parts List

REF.	DESCRIPTION	VALUE	V/W	TOL.	MFR'S DESIG	VXSTD P/N	VERS.	LOT.	SIDE	LAYADR
C 3105	CHIP CAP.	0.001uF	50V	B	GRM188B11H102KA01D	K22174821		1-	B	b3
C 3106	CHIP CAP.	0.1uF	16V	B	GRM188B11C104KA01D	K22124805		1-	A	E3
C 3107	CHIP CAP.	0.001uF	50V	B	GRM188B11H102KA01D	K22174821		1-	B	d2
C 3108	CHIP CAP.	0.01uF	25V	B	GRM39B103M25PT	K22144802		1-	B	d2
C 3109	CHIP CAP.	0.001uF	50V	B	GRM188B11H102KA01D	K22174821		1-	A	C3
C 3110	CHIP CAP.	82pF	50V	CH	GRM1882C1H820JA01D	K22174233		1-	A	D3
C 3111	CHIP CAP.	0.1uF	16V	B	GRM188B11C104KA01D	K22124805		1-	A	E3
C 3112	CHIP CAP.	0.1uF	16V	B	GRM188B11C104KA01D	K22124805		1-	B	c3
C 3113	CHIP CAP.	15pF	50V	CH	GRM1882C1H150JA01D	K22174215		1-	A	C3
C 3114	CHIP CAP.	180pF	50V	CH	GRM1882C1H181JA01D	K22174241		1-	B	b2
C 3115	CHIP CAP.	180pF	50V	CH	GRM1882C1H181JA01D	K22174241		1-	B	b2
C 3116	CHIP CAP.	0.001uF	50V	B	GRM188B11H102KA01D	K22174821		1-	B	b3
C 3117	CHIP CAP.	0.001uF	50V	B	GRM188B11H102KA01D	K22174821		1-	B	a2
C 3118	CHIP CAP.	8pF	50V	CH	GRM1882C1H8R0DZ01D	K22174209		1-	A	C3
C 3119	CHIP CAP.	0.01uF	25V	B	GRM39B103M25PT	K22144802		1-	B	c3
C 3120	CHIP CAP.	0.001uF	50V	B	GRM188B11H102KA01D	K22174821		1-	B	e3
C 3121	CHIP CAP.	0.1uF	16V	B	GRM188B11C104KA01D	K22124805		1-	A	E2
C 3122	CHIP TA.CAP.	10uF	10V		TEESVA1A106M8R	K78100028		1-	B	b3
C 3123	CHIP CAP.	0.001uF	50V	B	GRM188B11H102KA01D	K22174821		1-	B	b3
C 3124	CHIP CAP.	0.1uF	16V	B	GRM188B11C104KA01D	K22124805		1-	B	b3
C 3125	CHIP CAP.	0.001uF	50V	B	GRM188B11H102KA01D	K22174821		1-	A	D3
C 3126	CHIP CAP.	0.001uF	50V	B	GRM188B11H102KA01D	K22174821		1-	B	e3
C 3127	CHIP CAP.	0.001uF	50V	B	GRM188B11H102KA01D	K22174821		1-	B	b2
C 3128	CHIP CAP.	0.0047uF	50V	B	GRM188B11H472KA01D	K22174817		1-	B	b2
C 3129	CHIP CAP.	0.001uF	50V	B	GRM188B11H102KA01D	K22174821		1-	B	d3
C 3130	CHIP CAP.	100pF	50V	CH	GRM1882C1H101JA01D	K22174235		1-	A	D3
C 3132	CHIP CAP.	0.001uF	50V	B	GRM188B11H102KA01D	K22174821		1-	B	e3
C 3133	CHIP CAP.	0.001uF	50V	B	GRM188B11H102KA01D	K22174821		1-	A	D2
C 3134	CHIP CAP.	0.01uF	50V	B	GRM188B11H103KA01D	K22174823		1-	A	D2
C 3135	CHIP CAP.	0.1uF	16V	B	GRM188B11C104KA01D	K22124805		1-	A	E2
C 3136	CHIP CAP.	0.001uF	50V	B	GRM188B11H102KA01D	K22174821		1-	B	e3
C 3137	CHIP CAP.	0.001uF	50V	B	GRM188B11H102KA01D	K22174821		1-	B	e3
C 3140	CHIP TA.CAP.	10uF	10V		TEESVA1A106M8R	K78100028		1-	A	C3
C 3141	CHIP CAP.	0.1uF	16V	B	GRM188B11C104KA01D	K22124805		1-	A	E2
C 3142	CHIP CAP.	0.1uF	16V	B	GRM188B11C104KA01D	K22124805		1-	A	E2
C 3143	CHIP CAP.	0.001uF	50V	B	GRM188B11H102KA01D	K22174821		1-	A	C3
C 3144	CHIP CAP.	0.047uF	16V	B	GRM39B473K16PT	K22124804		1-	A	E2
C 3145	CHIP CAP.	0.001uF	50V	B	GRM188B11H102KA01D	K22174821		1-	A	C3
C 3146	CHIP TA.CAP.	10uF	16V		TEESVB21C106M8R	K78120025		1-	B	d3
C 3147	CHIP CAP.	0.1uF	16V	B	GRM188B11C104KA01D	K22124805		1-	A	A2
C 3149	CHIP TA.CAP.	10uF	10V		TEESVA1A106M8R	K78100028		1-	B	c3
C 3150	CHIP CAP.	6pF	50V	CH	GRM1882C1H6R0DZ01D	K22174207		1-	A	D3
C 3152	CHIP CAP.	8pF	50V	CH	GRM1882C1H8R0DZ01D	K22174209		1-	B	b3
C 3154	CHIP CAP.	100pF	50V	CH	GRM1882C1H101JA01D	K22174235		1-	A	D1
C 3157	CHIP CAP.	6pF	50V	CH	GRM1882C1H6R0DZ01D	K22174207	VERS. A	1-	A	D2
C 3157	CHIP CAP.	6pF	50V	CH	GRM1882C1H6R0DZ01D	K22174207	VERS. BS1	62-	A	D2
C 3157	CHIP CAP.	10pF	50V	CH	GRM1882C1H100JA01D	K22174211	VERS. D	1-	A	D2
C 3158	CHIP CAP.	6pF	50V	CH	GRM1882C1H6R0DZ01D	K22174207	VERS. A	1-	A	D2
C 3158	CHIP CAP.	6pF	50V	CH	GRM1882C1H6R0DZ01D	K22174207	VERS. BS1	62-	A	D2
C 3158	CHIP CAP.	10pF	50V	CH	GRM1882C1H100JA01D	K22174211	VERS. D	1-	A	D2
C 3159	CHIP CAP.	0.001uF	50V	B	GRM188B11H102KA01D	K22174821		1-	A	D2
C 3164	CHIP CAP.	100pF	50V	CH	GRM1882C1H101JA01D	K22174235		1-	B	c2
C 3165	CHIP CAP.	0.1uF	16V	B	GRM188B11C104KA01D	K22124805		1-	B	b2
C 3168	CHIP CAP.	220pF	50V	CH	GRM1882C1H221JA01D	K22174243		1-	A	E1
C 3172	CHIP CAP.	220pF	50V	CH	GRM1882C1H221JA01D	K22174243		1-	A	E2
C 3174	CHIP TA.CAP.	10uF	10V		TEESVA1A106M8R	K78100028		1-	A	A2
C 3175	CHIP CAP.	8pF	50V	CH	GRM1882C1H8R0DZ01D	K22174209		1-	A	D3
C 3177	CHIP CAP.	100pF	50V	CH	GRM1882C1H101JA01D	K22174235		1-	A	A2
C 3178	CHIP CAP.	0.001uF	50V	B	GRM188B11H102KA01D	K22174821		1-	A	A2
CD3001	CERAMIC DISC				CDBLA455KCAY07-B0	H7900180		1-	A	D2
CF3001	CERAMIC FILTER				CFWLB455KGFA-B0	H3900399		1-	A	E3
CF3002	CERAMIC FILTER				CFWLB455KFFA-B0	H3900395		1-	A	F3
D 3001	DIODE				1SS302(TE85R.F)	G2070088		1-	B	a1
D 3002	DIODE				RD6.8UMB2-T1B	G2070438		1-	B	f2
D 3003	DIODE				RN739F T106	G2070626		1-	A	F1
D 3004	DIODE				HVU350 TRF-E	G2070380		1-	A	E2
D 3005	DIODE				HVU350 TRF-E	G2070380		1-	A	B3

RX-2 Unit (Lot.60-)

Parts List

REF.	DESCRIPTION	VALUE	V/W	TOL.	MFR'S DESIG	VXSTD P/N	VERS.	LOT.	SIDE	LAYADR
D 3006	DIODE				HVU350 TRF-E	G2070380		1-	A	B3
D 3007	DIODE				HVU350 TRF-E	G2070380		1-	A	E2
D 3008	DIODE				HVU350 TRF-E	G2070380		1-	A	B3
D 3009	DIODE				HVU350 TRF-E	G2070380		1-	A	B3
D 3011	IC				GN2011-Q(TX)	G1092183		1-74	A	C2
D 3011	IC				GN2011-P(TX)	G1094261		75-89	A	C2
D 3011	IC				SPM5001-TL-E	G1093686		90-133	A	C2
D 3011	IC				SPM5002-TL-E	G1094899		134-	A	C2
D 3012	DIODE				MA142WK-(TX)	G2070534		1-146	B	b3
D 3012	DIODE				DA3J103E0L	G2071346		147-	B	b3
D 3013	DIODE				MA142WK-(TX)	G2070534		1-146	B	b3
D 3013	DIODE				DA3J103E0L	G2071346		147-	B	b3
D 3014	DIODE				HZM5.6NB2 TR-E	G2070722		1-	B	c3
D 3015	DIODE				MA143-(TX)	G2070536		1-185	A	E2
D 3015	DIODE				DA3J101F0L	G2071354		186-	A	E2
D 3016	DIODE				MA143-(TX)	G2070536		1-185	A	E2
D 3016	DIODE				DA3J101F0L	G2071354		186-	A	E2
D 3019	DIODE				HVU350 TRF-E	G2070380		1-	A	D2
D 3020	DIODE				HVU350 TRF-E	G2070380		1-	A	D2
J 3001	CONNECTOR				TMP-J01X-V6	P1090210		1-	A	C1
JP3001	WIRE ASSY				A1367+	T9206791		1-	A	A3
JP3002	WIRE ASSY				A1367+	T9206788		1-	A	F1
L 3001	M.RFC	3.3uH			LK1608 3R3K-T	L1690686		1-	A	F1
L 3002	COIL				E2 0.35-1.6-4.5T-L	L0022577	VERS. A	1-	A	E1
L 3002	COIL				E2 0.3-1.4-5T-L	L0022882	VERS. BS1	62-	A	E1
L 3002	COIL				E2 0.35-1.6-4T-L	L0022456	VERS. D	1-	A	E1
L 3003	CHIP COIL	0.082uH			C2520C-82NK	L1690543		1-	A	B3
L 3004	COIL				E2 0.35-1.6-4.5T-L	L0022577	VERS. A	1-	A	E1
L 3004	COIL				E2 0.3-1.4-5T-L	L0022882	VERS. BS1	62-	A	E1
L 3004	COIL				E2 0.35-1.6-4T-L	L0022456	VERS. D	1-	A	E1
L 3005	CHIP COIL	0.082uH			C2520C-82NK	L1690543		1-	A	B3
L 3006	M.RFC	0.015uH			LL1608-F15NK	L1690361		1-	A	E1
L 3007	COIL				E2 0.5-2.0-7T-R	L0022489	VERS. A	1-	A	B3
L 3007	COIL				E2 0.5-2.0-7T-R	L0022489	VERS. BS1	62-	A	B3
L 3007	COIL				E2 0.5-2.0-6T-R	L0022488	VERS. D	1-	A	B3
L 3008	CHIP COIL	0.017uH			LQW31HN17NJ03L	L1690249		1-	A	E1
L 3009	CHIP COIL	0.082uH			C2520C-82NK	L1690543		1-	A	B2
L 3010	COIL				E2 0.35-1.6-4.5T-L	L0022577	VERS. A	1-	A	D1
L 3010	COIL				E2 0.3-1.4-5T-L	L0022882	VERS. BS1	62-	A	D1
L 3010	COIL				E2 0.35-1.6-4T-L	L0022456	VERS. D	1-	A	D1
L 3011	CHIP COIL	0.082uH			C2520C-82NK	L1690543		1-	A	C2
L 3012	COIL				E2 0.35-1.6-4.5T-L	L0022577	VERS. A	1-	A	D1
L 3012	COIL				E2 0.3-1.4-5T-L	L0022882	VERS. BS1	62-	A	D1
L 3012	COIL				E2 0.35-1.6-4T-L	L0022456	VERS. D	1-	A	D1
L 3013	CHIP COIL	0.082uH			C2520C-82NK	L1690543		1-	A	B2
L 3014	COIL				E2 0.35-1.6-4.5T-L	L0022577	VERS. A	1-	A	D1
L 3014	COIL				E2 0.3-1.4-5T-L	L0022882	VERS. BS1	62-	A	D1
L 3014	COIL				E2 0.35-1.6-4T-L	L0022456	VERS. D	1-	A	D1
L 3015	CHIP COIL	0.022uH			C2520C-22NK	L1690536		1-	A	B2
L 3016	COIL				E2 0.35-1.6-4.5T-L	L0022577	VERS. A	1-	A	D1
L 3016	COIL				E2 0.3-1.4-5T-L	L0022882	VERS. BS1	62-	A	D1
L 3016	COIL				E2 0.35-1.6-4T-L	L0022456	VERS. D	1-	A	D1
L 3018	M.RFC	0.022uH			HK2125 22NJ-T	L1690381		1-	A	C1
L 3019	M.RFC	0.022uH			HK2125 22NJ-T	L1690381		1-	A	C1
L 3021	M.RFC	0.33uH			LK2125 R33K-T	L1690313		1-	A	E3
L 3022	M.RFC	10uH			LK2125 100K-T	L1690331		1-	B	d3
L 3023	CHIP COIL	0.22uH			C2520C-R22J	L1690548		1-	A	C3
L 3024	M.RFC	0.1uH			LK2125 R10K-T	L1690307		1-	A	D3
L 3025	M.RFC	1uH		5%	C2012C-1R0J	L1691160		1-	A	D3
L 3028	CHIP COIL	0.68uH			C2520C-R68J	L1690554		1-	A	D3
L 3029	M.RFC	4.7uH			LK1608 4R7K-T	L1690688		1-	A	A2
Q 3001	IC				MB15A02PFV1-G-BND-EFE1	G1092541		1-	A	A2
Q 3002	IC				TAR5S30(TE85L.F)	G1093570		1-	A	A2
Q 3003	TRANSISTOR				2SA1586Y(TE85R.F)	G3115867Y		1-	A	A1
Q 3004	TRANSISTOR				UN5215-(TX)	G3070193		1-152	A	A1
Q 3004	TRANSISTOR				DRC5114T0L	G3070444		153-	A	A1
Q 3005	TRANSISTOR				2SC3357-T2 RF	G3333577F		1-	A	E1

RX-2 Unit (Lot.60-)

Parts List

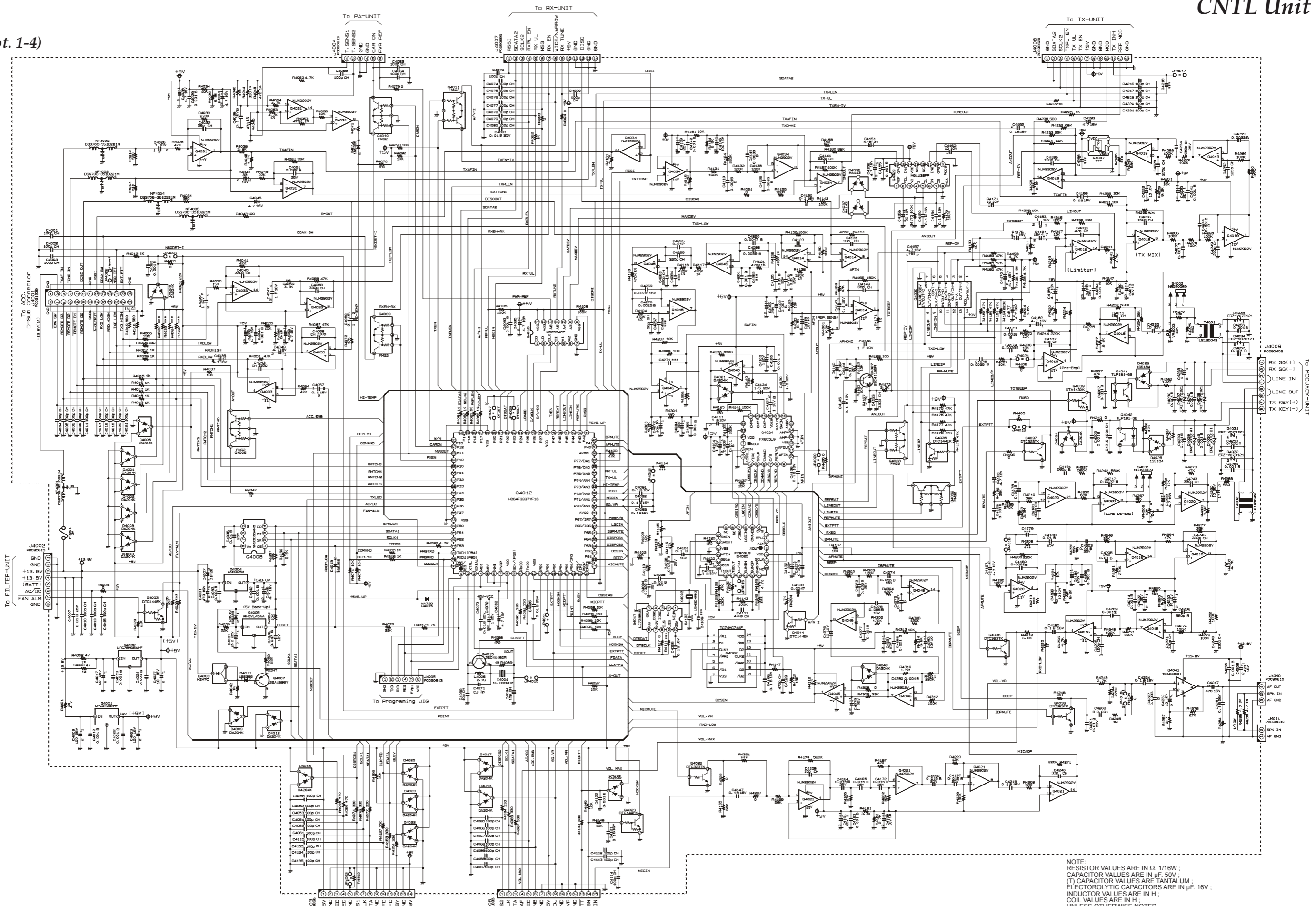
REF.	DESCRIPTION	VALUE	V/W	TOL.	MFR'S DESIG	VXSTD P/N	VERS.	LOT.	SIDE	LAYADR
Q 3008	FET				2SK508-T2B K52 A	G3805087B		1-	A	C2
Q 3009	TRANSISTOR				2SC5226-4/5-TL	G3352268Z		1-	A	B2
Q 3010	TRANSISTOR				2SC4116GR(TE85R.F)	G3341167G		1-	B	e2
Q 3011	TRANSISTOR				2SC3357-T2 RF	G3333577F		1-	A	B1
Q 3012	IC				TA31136FNG(EL)	G1091605		1-	A	E3
Q 3013	TRANSISTOR				2SC2812N6-CPA-TB-E	G3328128F		1-182	B	c2
Q 3013	TRANSISTOR				MMBT6428LT1G	G3070500		183-	B	c2
Q 3014	TRANSISTOR				2SC5226-4/5-TL	G3352268Z		1-	A	D3
Q 3015	TRANSISTOR				2SC4116GR(TE85R.F)	G3341167G		1-	A	E2
Q 3016	TRANSISTOR				XN1213-(TX)	G3070194		1-167	B	a3
Q 3016	TRANSISTOR				DMC261030L	G3070445		168-	B	a3
Q 3018	TRANSISTOR				2SB1122S-TD	G3211228S		1-	B	c2
Q 3020	TRANSISTOR				XN1213-(TX)	G3070194		1-167	B	b3
Q 3020	TRANSISTOR				DMC261030L	G3070445		168-	B	b3
Q 3021	IC				NJM78L05UA-TE1	G1091325		1-	A	C3
Q 3022	TRANSISTOR				XN1213-(TX)	G3070194		1-167	B	b2
Q 3022	TRANSISTOR				DMC261030L	G3070445		168-	B	b2
R 3001	CHIP RES.	10k	1/16W	5%	RMC1/16 103JATP	J24185103		1-	B	a1
R 3003	CHIP RES.	560	1/16W	5%	RMC1/16 561JATP	J24185561		1-	B	e1
R 3004	CHIP RES.	100	1/16W	5%	RMC1/16 101JATP	J24185101		1-	B	a2
R 3005	CHIP RES.	560	1/16W	5%	RMC1/16 561JATP	J24185561		1-	B	e2
R 3006	CHIP RES.	1.8k	1/16W	5%	RMC1/16 182JATP	J24185182		1-	B	e2
R 3007	CHIP RES.	1k	1/16W	5%	RMC1/16 102JATP	J24185102		1-	A	A2
R 3008	CHIP RES.	6.8k	1/16W	5%	RMC1/16 682JATP	J24185682		1-	B	e2
R 3009	CHIP RES.	100k	1/16W	5%	RMC1/16 104JATP	J24185104		1-	A	E1
R 3010	CHIP RES.	47	1/16W	5%	RMC1/16 470JATP	J24185470		1-	A	A2
R 3011	CHIP RES.	33k	1/16W	5%	RMC1/16 333JATP	J24185333		1-	A	A1
R 3012	CHIP RES.	200k	1/16W	1%	RMC1/16 204FTP	J24183204		1-59	A	A2
R 3012	CHIP RES.	22k	1/16W	1%	RMC1/16 223FTP	J24183223		60-147	A	A2
R 3012	CHIP RES.	100k	1/16W	1%	RMC1/16 104FTP	J24183104		148-	A	A2
R 3013	CHIP RES.	220k	1/16W	1%	RMC1/16 224FTP	J24183224		1-59	A	A2
R 3013	CHIP RES.	22k	1/16W	1%	RMC1/16 223FTP	J24183223		60-147	A	A2
R 3013	CHIP RES.	100k	1/16W	1%	RMC1/16 104FTP	J24183104		148-	A	A2
R 3014	CHIP RES.	10k	1/16W	5%	RMC1/16 103JATP	J24185103		1-	A	A2
R 3015	CHIP RES.	33	1/16W	5%	RMC1/16 330JATP	J24185330		1-	A	B2
R 3016	CHIP RES.	100k	1/16W	5%	RMC1/16 104JATP	J24185104		1-	A	A1
R 3017	CHIP RES.	100k	1/16W	5%	RMC1/16 104JATP	J24185104		1-	A	E2
R 3018	CHIP RES.	10k	1/16W	5%	RMC1/16 103JATP	J24185103		1-	A	A1
R 3020	CHIP RES.	4.7k	1/16W	5%	RMC1/16 472JATP	J24185472		1-	A	A1
R 3023	CHIP RES.	10k	1/16W	5%	RMC1/16 103JATP	J24185103		1-	A	E1
R 3024	CHIP RES.	4.7k	1/16W	5%	RMC1/16 472JATP	J24185472		1-	A	E1
R 3025	CHIP RES.	100	1/16W	5%	RMC1/16 101JATP	J24185101		1-	A	D1
R 3026	CHIP RES.	100	1/16W	5%	RMC1/16 101JATP	J24185101		1-	A	B2
R 3027	CHIP RES.	100	1/16W	5%	RMC1/16 101JATP	J24185101		1-	A	E2
R 3028	CHIP RES.	2.2k	1/16W	5%	RMC1/16 222JATP	J24185222		1-	A	E1
R 3031	CHIP RES.	220	1/16W	5%	RMC1/16 221JATP	J24185221		1-	A	C2
R 3033	CHIP RES.	3.3k	1/16W	5%	RMC1/16 332JATP	J24185332		1-	A	B2
R 3034	CHIP RES.	2.2k	1/16W	5%	RMC1/16 222JATP	J24185222		1-	A	B2
R 3035	CHIP RES.	330	1/16W	5%	RMC1/16 331JATP	J24185331		1-	A	B2
R 3036	CHIP RES.	47	1/16W	5%	RMC1/16 470JATP	J24185470		1-	A	B2
R 3037	CHIP RES.	18	1/16W	5%	RMC1/16 180JATP	J24185180		1-	A	B2
R 3038	CHIP RES.	18	1/16W	5%	RMC1/16 180JATP	J24185180		1-	B	e1
R 3039	CHIP RES.	2.2k	1/16W	5%	RMC1/16 222JATP	J24185222		1-	B	e2
R 3041	CHIP RES.	18	1/16W	5%	RMC1/16 180JATP	J24185180		1-	B	e1
R 3042	CHIP RES.	56	1/16W	5%	RMC1/16 560JATP	J24185560		1-	B	d1
R 3043	CHIP RES.	10k	1/16W	5%	RMC1/16 103JATP	J24185103		1-	A	B1
R 3044	CHIP RES.	4.7k	1/16W	5%	RMC1/16 472JATP	J24185472		1-	A	B1
R 3045	CHIP RES.	150	1/16W	5%	RMC1/16 151JATP	J24185151		1-	A	B1
R 3047	CHIP RES.	100	1/10W	5%	RMC1/10T 101J	J24205101		1-	A	B1
R 3048	CHIP RES.	100	1/16W	1%	RMC1/16 101FTP	J24183101		1-	B	c2
R 3049	CHIP RES.	100	1/16W	1%	RMC1/16 101FTP	J24183101		1-	B	c2
R 3050	CHIP RES.	22k	1/16W	5%	RMC1/16 223JATP	J24185223		1-	B	b3
R 3051	CHIP RES.	6.8k	1/16W	5%	RMC1/16 682JATP	J24185682		1-	A	E3
R 3053	CHIP RES.	33k	1/16W	5%	RMC1/16 333JATP	J24185333		1-	B	a3
R 3054	CHIP RES.	33k	1/16W	5%	RMC1/16 333JATP	J24185333		1-	B	a3
R 3055	CHIP RES.	180	1/16W	5%	RMC1/16 181JATP	J24185181		1-	A	C3
R 3056	CHIP RES.	1.2k	1/16W	5%	RMC1/16 122JATP	J24185122		1-	A	D2

RX-2 Unit (Lot.60-)

Parts List

REF.	DESCRIPTION	VALUE	V/W	TOL.	MFR'S DESIG	VXSTD P/N	VERS.	LOT.	SIDE	LAYADR
R 3057	CHIP RES.	33k	1/16W	5%	RMC1/16 333JATP	J24185333		1-	B	b3
R 3058	CHIP RES.	33k	1/16W	5%	RMC1/16 333JATP	J24185333		1-	B	a3
R 3060	CHIP RES.	100	1/16W	5%	RMC1/16 101JATP	J24185101		1-	A	C3
R 3061	CHIP RES.	150k	1/16W	5%	RMC1/16 154JATP	J24185154		1-	B	b3
R 3062	CHIP RES.	10k	1/16W	5%	RMC1/16 103JATP	J24185103		1-	B	a2
R 3063	CHIP RES.	1.8k	1/16W	5%	RMC1/16 182JATP	J24185182		1-	B	b2
R 3064	CHIP RES.	22k	1/16W	5%	RMC1/16 223JATP	J24185223		1-	B	b3
R 3065	CHIP RES.	330	1/10W	5%	RMC1/10T 331J	J24205331		1-	B	c2
R 3066	CHIP RES.	6.8k	1/16W	5%	RMC1/16 682JATP	J24185682		1-	B	b3
R 3067	CHIP RES.	1.8k	1/16W	5%	RMC1/16 182JATP	J24185182		1-	B	b2
R 3068	CHIP RES.	10k	1/16W	5%	RMC1/16 103JATP	J24185103		1-	B	a2
R 3069	CHIP RES.	68k	1/16W	5%	RMC1/16 683JATP	J24185683		1-	A	D3
R 3071	CHIP RES.	47	1/16W	5%	RMC1/16 470JATP	J24185470		1-	A	E2
R 3072	CHIP RES.	220k	1/16W	5%	RMC1/16 224JATP	J24185224		1-	A	E2
R 3074	CHIP RES.	0	1/16W	5%	RMC1/16 000JATP	J24185000		1-	A	D3
R 3075	CHIP RES.	1k	1/16W	5%	RMC1/16 102JATP	J24185102		1-	A	E2
R 3076	CHIP RES.	100	1/16W	5%	RMC1/16 101JATP	J24185101		1-	A	E2
R 3077	CHIP RES.	4.7k	1/16W	5%	RMC1/16 472JATP	J24185472		1-	B	c3
R 3078	CHIP RES.	100	1/16W	5%	RMC1/16 101JATP	J24185101		1-	A	D2
R 3079	CHIP RES.	6.8k	1/16W	5%	RMC1/16 682JATP	J24185682		1-	B	c3
R 3080	CHIP RES.	12k	1/16W	5%	RMC1/16 123JATP	J24185123		1-	A	E2
R 3081	CHIP RES.	18k	1/16W	5%	RMC1/16 183JATP	J24185183		1-	A	E2
R 3082	CHIP RES.	4.7k	1/16W	5%	RMC1/16 472JATP	J24185472		1-	B	a2
R 3083	CHIP RES.	10k	1/16W	5%	RMC1/16 103JATP	J24185103		1-	B	b2
R 3084	CHIP RES.	10k	1/16W	5%	RMC1/16 103JATP	J24185103		1-	B	b2
R 3085	CHIP RES.	150	1/16W	5%	RMC1/16 151JATP	J24185151		1-	A	D3
R 3086	CHIP RES.	33k	1/16W	5%	RMC1/16 333JATP	J24185333		1-	A	E2
R 3087	CHIP RES.	150	1/16W	5%	RMC1/16 151JATP	J24185151		1-	A	D3
R 3088	CHIP RES.	10k	1/16W	5%	RMC1/16 103JATP	J24185103		1-	B	b2
R 3089	CHIP RES.	10k	1/16W	5%	RMC1/16 103JATP	J24185103		1-	B	c3
R 3105	CHIP RES.	100k	1/16W	5%	RMC1/16 104JATP	J24185104		1-	A	D2
R 3106	CHIP RES.	100k	1/16W	5%	RMC1/16 104JATP	J24185104		1-	A	D2
R 3108	CHIP RES.	330	1/10W	5%	RMC1/10T 331J	J24205331		1-	A	B1
T 3001	COIL WIDE-TRANS.				3-317611	L0022478		1-	A	C2
T 3002	COIL WIDE-TRANS.				050812563 92H5	L0022479		1-	A	C2
T 3003	COIL WIDE-TRANS.				3-317611	L0022478		1-	A	C2
X 3001	XTAL OSC	14.4MHz			TTS12V 14.4MHZ	H9500650		1-	A	A2
X 3002	XTAL TOP-B	72.895MHz			72.895MHZ	H0103161A		1-	A	E3
XF3001	XTAL FILTER				TM7050A MF73P	H1102363		1-61	A	C3
XF3001	XTAL FILTER				TM7050A MF73P2	H1102381		62-	A	C3
XF3002	XTAL FILTER				TM7050A MF73P	H1102363		1-61	A	D3
XF3002	XTAL FILTER				TM7050A MF73P	H1102363		62-	A	D3
	SHIELD CASE				CASE-S7GDH	L9190016		1-184		
	SHIELD CASE				KC-175	L9190207		185-		
	SHIELD CASE				CASE-S7GDH	L9190016		1-184		
	SHIELD CASE				KC-175	L9190207		185-		
	SHIELD CASE				CASE-S7GDH	L9190016	VERS. A(EIA/CE)	1-184		
	SHIELD CASE				KC-175	L9190207	VERS. A(EIA/CE)	185-		
	SHIELD CASE				CASE-S7GDH	L9190016	VERS. D(EIA/CE)	71-184		
	SHIELD CASE				KC-175	L9190207	VERS. D(EIA/CE)	185-		
	SHIELD CASE				CASE-S7GDH	L9190016	VERS. BS1(EIA/CE)	62-184		
	SHIELD CASE				KC-175	L9190207	VERS. BS1(EIA/CE)	185-		
	SHIELD CASE				CASE-S7GDH	L9190016	VERS. BS1 (ex. EIA/CE)	62-184		
	SHIELD CASE				KC-175	L9190207	VERS. BS1 (ex. EIA/CE)	185-		
	SHIELD CASE				VCO	RA0014300		1-		
	SHIELD CASE					R0151950		1-		
	SHIELD CASE					RA0014200		1-		
	NYLON CLAMP				PLT-1M BK-1	S3000022		1-		
	LEAF SPRING					R0140031		1-		
	LEAF SPRING					R0140031		1-		

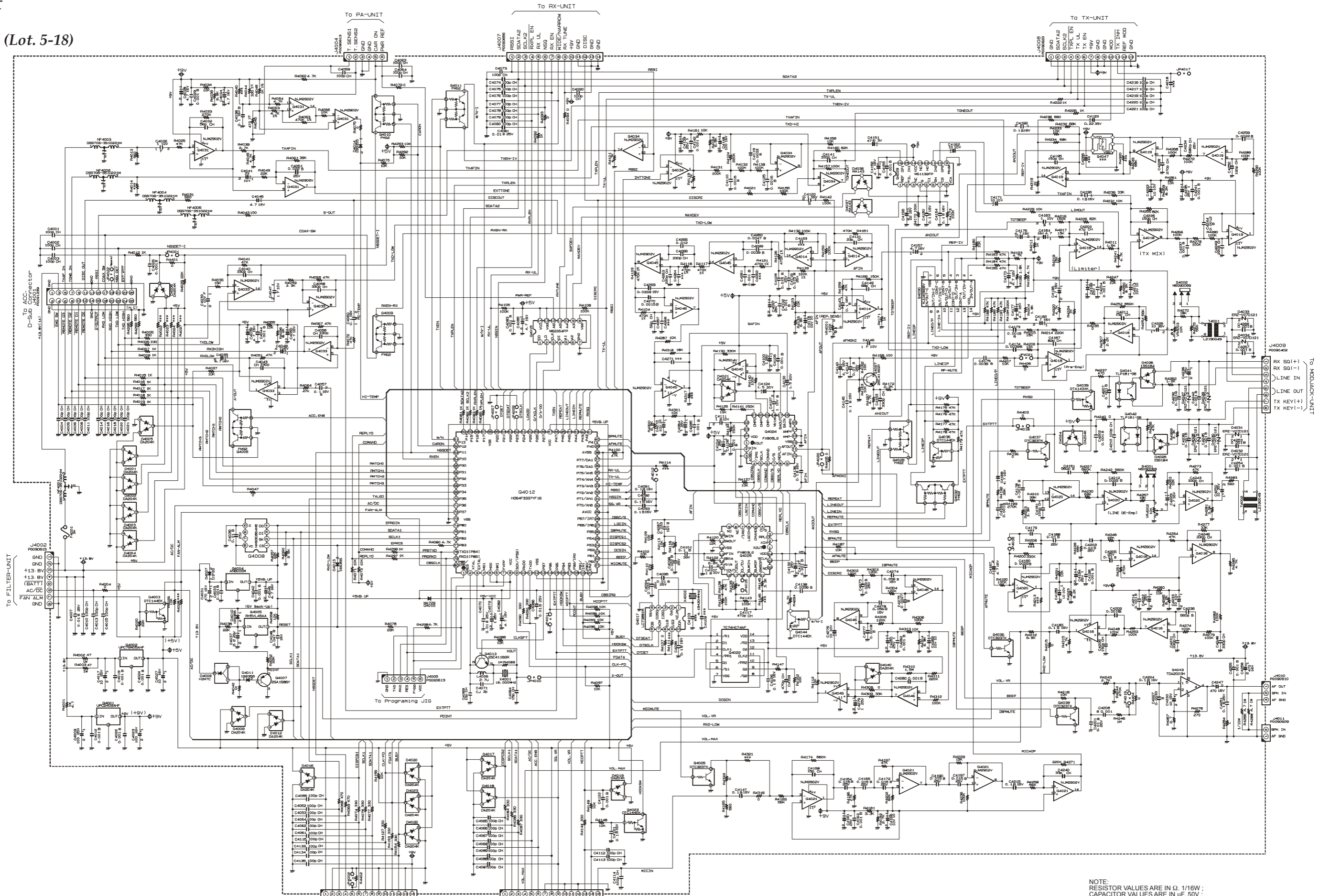
Circuit Diagram (Lot. 1-4)



NOTE:
 RESISTOR VALUES ARE IN Ω, 1/16W;
 CAPACITOR VALUES ARE IN μF, 50V;
 (T) CAPACITOR VALUES ARE TANTALUM;
 ELECTROLYTIC CAPACITORS ARE IN μF, 16V;
 INDUCTOR VALUES ARE IN H;
 COIL VALUES ARE IN H;
 UNLESS OTHERWISE NOTED.

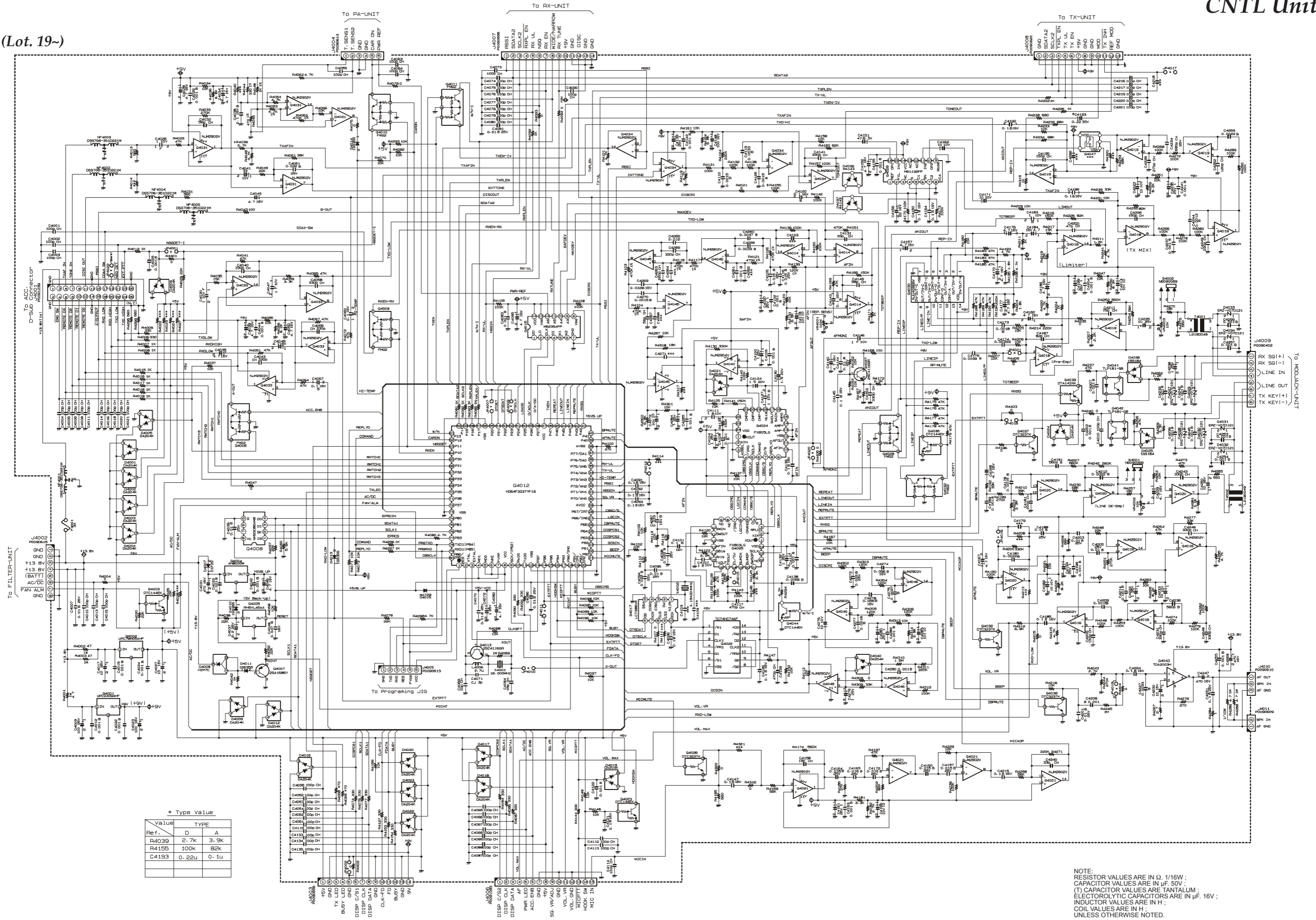
CNTL Unit

Circuit Diagram (Lot. 5-18)



NOTE:
 RESISTOR VALUES ARE IN Ω, 1/16W;
 CAPACITOR VALUES ARE IN μF, 50V;
 (T) CAPACITOR VALUES ARE TANTALUM;
 ELECTROLYTIC CAPACITORS ARE IN μF, 16V;
 INDUCTOR VALUES ARE IN H;
 COIL VALUES ARE IN H,
 UNLESS OTHERWISE NOTED.

Circuit Diagram (Lot. 19~)

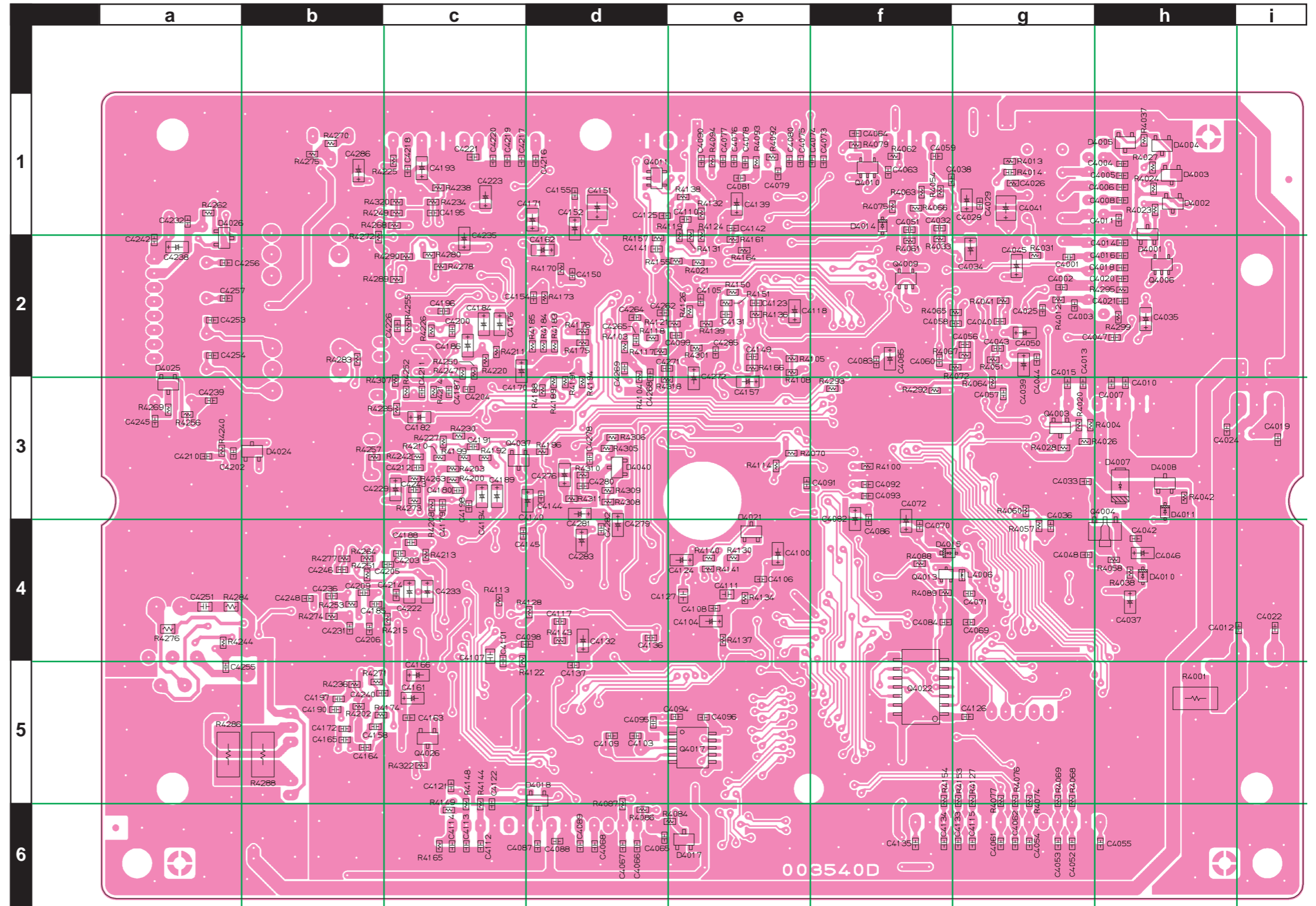
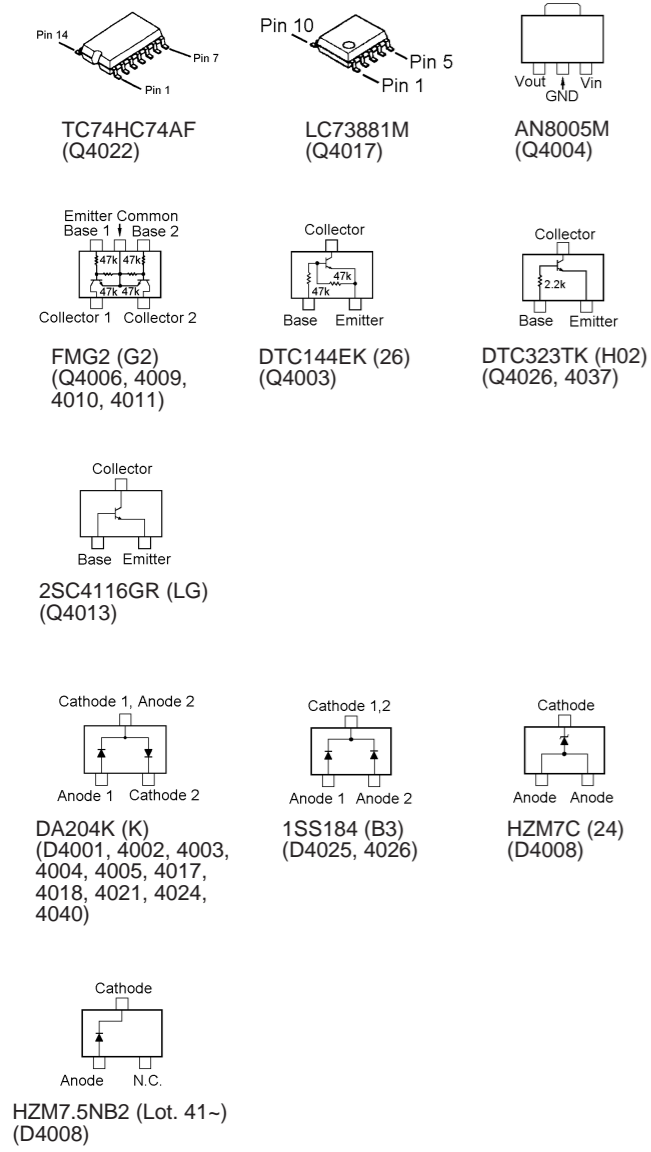


CNTL Unit

Note

CNTL Unit

Parts Layout (Side B)



REF.	DESCRIPTION	VALUE	V/W	TOL.	MFR'S DESIG	VXSTD P/N	VERS.	LOT.	SIDE	LAYADR
PCB with Components						CS2388704	VERS. D (USA/NA & Except EIA/CE)			
						CS2388705	VERS. D (EIA/CE)			
						CS2388706	VERS. A (USA/NA & Except EIA/CE)			
						CS2388707	VERS. A (EIA/CE)			
						CS2388708	VERS. BS1 (USA/NA & Except EIA/CE)			
						CS2388709	VERS. BS1 (EIA/CE)			
C 4001	CHIP CAP.	100pF	50V	CH	GRM1882C1H101JA01D	K22174235		1-	B	g2
C 4002	CHIP CAP.	100pF	50V	CH	GRM1882C1H101JA01D	K22174235		1-	B	g2
C 4003	CHIP CAP.	100pF	50V	CH	GRM1882C1H101JA01D	K22174235		1-	B	g2
C 4004	CHIP CAP.	100pF	50V	CH	GRM1882C1H101JA01D	K22174235		1-	B	h1
C 4005	CHIP CAP.	100pF	50V	CH	GRM1882C1H101JA01D	K22174235		1-	B	h1
C 4006	CHIP CAP.	100pF	50V	CH	GRM1882C1H101JA01D	K22174235		1-	B	h1
C 4007	CHIP CAP.	0.01uF	25V	B	GRM39B103K25PT	K22144803		1-	B	h3
C 4008	CHIP CAP.	100pF	50V	CH	GRM1882C1H101JA01D	K22174235		1-	B	h1
C 4009	AL.ELECTRO.CAP.	100uF	25V		RE2-25V101MH3#	K40149028		1-	A	A5
C 4010	CHIP CAP.	100pF	50V	CH	GRM1882C1H101JA01D	K22174235		1-	B	h3
C 4011	CHIP CAP.	100pF	50V	CH	GRM1882C1H101JA01D	K22174235		1-	B	h1
C 4012	CHIP CAP.	0.001uF	50V	B	GRM188B11H102KA01D	K22174821		1-	B	h4
C 4013	CHIP CAP.	100pF	50V	CH	GRM1882C1H101JA01D	K22174235		1-	B	g3
C 4014	CHIP CAP.	100pF	50V	CH	GRM1882C1H101JA01D	K22174235		1-	B	h2
C 4015	CHIP CAP.	100pF	50V	CH	GRM1882C1H101JA01D	K22174235		1-	B	g3
C 4016	CHIP CAP.	100pF	50V	CH	GRM1882C1H101JA01D	K22174235		1-	B	h2
C 4017	AL.ELECTRO.CAP.	10uF	25V		RC2-25V100ME1#	K40149012		1-	A	A3
C 4018	CHIP CAP.	100pF	50V	CH	GRM1882C1H101JA01D	K22174235		1-	B	h2
C 4019	CHIP CAP.	0.001uF	50V	B	GRM188B11H102KA01D	K22174821		1-	B	i3
C 4020	CHIP CAP.	100pF	50V	CH	GRM1882C1H101JA01D	K22174235		1-	B	h2
C 4021	CHIP CAP.	100pF	50V	CH	GRM1882C1H101JA01D	K22174235		1-	B	h2
C 4022	CHIP CAP.	0.001uF	50V	B	GRM188B11H102KA01D	K22174821		1-	B	i4
C 4023	AL.ELECTRO.CAP.	100uF	16V		EEE1CA101WP	K48120012		1-	A	A4
C 4024	CHIP CAP.	0.001uF	50V	B	GRM188B11H102KA01D	K22174821		1-	B	h3
C 4025	CHIP CAP.	0.001uF	50V	B	GRM188B11H102KA01D	K22174821		1-	B	g2
C 4026	CHIP CAP.	1uF	10V	F	GRM188F11A105ZA01D	K22105001		1-	B	g1
C 4027	AL.ELECTRO.CAP.	10uF	16V		ECEV1CS100SR	K48120001		1-75	A	A3
C 4027	AL.ELECTRO.CAP.	10uF	16V		EEE1CS100SR	K48120023		76-184	A	A3
C 4027	AL.ELECTRO.CAP.	10uF	16V		UWX1C100MCL2GB	K48120016		185-	A	A3
C 4028	CHIP TA.CAP.	4.7uF	16V		TEESVA1C475M8R	K78120031		1-	B	g1
C 4029	CHIP CAP.	0.001uF	50V	B	GRM188B11H102KA01D	K22174821		1-	B	g1
C 4030	CHIP CAP.	1uF	10V	F	GRM188F11A105ZA01D	K22105001		1-	A	B2
C 4031	AL.ELECTRO.CAP.	470uF	16V		RE3-16V471MG3#	K40129066		1-	A	B3
C 4032	CHIP CAP.	56pF	50V	CH	GRM1882C1H560JA01D	K22174229		1-	B	f1
C 4033	CHIP CAP.	0.001uF	50V	B	GRM188B11H102KA01D	K22174821		1-	B	g3
C 4034	CHIP TA.CAP.	4.7uF	16V		TEESVA1C475M8R	K78120031		1-	B	g2
C 4035	CHIP TA.CAP.	4.7uF	16V		TEESVA1C475M8R	K78120031		1-	B	h2
C 4036	CHIP CAP.	0.01uF	25V	B	GRM39B103K25PT	K22144803		1-	B	g4
C 4037	CHIP TA.CAP.	2.2uF	25V		TEESVA1E225M8R	K78140020		1-	B	h4
C 4038	CHIP CAP.	0.1uF	16V	B	GRM188B11C104KA01D	K22124805		1-	B	f1
C 4039	CHIP TA.CAP.	4.7uF	16V		TEESVA1C475M8R	K78120031		1-	B	g2
C 4040	CHIP CAP.	330pF	50V	CH	GRM1882C1H331JA01D	K22174253		1-	B	g2
C 4041	CHIP TA.CAP.	33uF	10V		TEESVB21A336M8R	K78100047		1-	B	g1
C 4042	CHIP CAP.	0.001uF	50V	B	GRM188B11H102KA01D	K22174821		1-	B	h4
C 4043	CHIP CAP.	330pF	50V	CH	GRM1882C1H331JA01D	K22174253		1-	B	g2
C 4044	CHIP CAP.	0.001uF	50V	B	GRM188B11H102KA01D	K22174821		1-	B	g2
C 4045	CHIP TA.CAP.	4.7uF	16V		TEESVA1C475M8R	K78120031		1-	B	g2
C 4046	CHIP TA.CAP.	4.7uF	16V		TEESVA1C475M8R	K78120031		1-	B	h4
C 4047	CHIP CAP.	1uF	10V	F	GRM188F11A105ZA01D	K22105001		1-	B	h2
C 4048	CHIP CAP.	0.047uF	16V	B	GRM39B473K16PT	K22124804		1-	B	g4
C 4049	CHIP TA.CAP.	4.7uF	16V		TEESVA1C475M8R	K78120031		1-	A	B2
C 4050	CHIP TA.CAP.	4.7uF	16V		TEESVA1C475M8R	K78120031		1-	B	g2
C 4051	CHIP CAP.	0.022uF	25V	B	GRM39B223K25PT	K22144807		1-	B	f1
C 4052	CHIP CAP.	100pF	50V	CH	GRM1882C1H101JA01D	K22174235		1-	B	g6
C 4053	CHIP CAP.	100pF	50V	CH	GRM1882C1H101JA01D	K22174235		1-	B	g6
C 4054	CHIP CAP.	100pF	50V	CH	GRM1882C1H101JA01D	K22174235		1-	B	g6
C 4055	CHIP CAP.	100pF	50V	CH	GRM1882C1H101JA01D	K22174235		1-18	B	h6
C 4055	CHIP CAP.	220pF	50V	CH	GRM1882C1H221JA01D	K22174243		19-	B	h6
C 4056	CHIP CAP.	330pF	50V	CH	GRM1882C1H331JA01D	K22174253		1-	B	g2
C 4057	CHIP CAP.	0.1uF	16V	B	GRM188B11C104KA01D	K22124805		1-	B	g3
C 4058	CHIP CAP.	330pF	50V	CH	GRM1882C1H331JA01D	K22174253		1-	B	g2

CNTL Unit

Parts List

REF.	DESCRIPTION	VALUE	V/W	TOL.	MFR'S DESIG	VXSTD P/N	VERS.	LOT.	SIDE	LAYADR
C 4059	CHIP CAP.	100pF	50V	CH	GRM1882C1H101JA01D	K22174235		1-	B	f1
C 4060	CHIP CAP.	0.1uF	16V	B	GRM188B11C104KA01D	K22124805		1-	B	f2
C 4061	CHIP CAP.	100pF	50V	CH	GRM1882C1H101JA01D	K22174235		1-	B	g6
C 4062	CHIP CAP.	100pF	50V	CH	GRM1882C1H101JA01D	K22174235		1-	B	g6
C 4063	CHIP CAP.	100pF	50V	CH	GRM1882C1H101JA01D	K22174235		1-	B	f1
C 4064	CHIP CAP.	100pF	50V	CH	GRM1882C1H101JA01D	K22174235		1-	B	f1
C 4065	CHIP CAP.	100pF	50V	CH	GRM1882C1H101JA01D	K22174235		1-	B	d6
C 4066	CHIP CAP.	100pF	50V	CH	GRM1882C1H101JA01D	K22174235		1-	B	d6
C 4067	CHIP CAP.	100pF	50V	CH	GRM1882C1H101JA01D	K22174235		1-	B	d6
C 4068	CHIP CAP.	100pF	50V	CH	GRM1882C1H101JA01D	K22174235		1-	B	d6
C 4069	CHIP CAP.	10pF	50V	CH	GRM1882C1H100JA01D	K22174211		1-	B	g4
C 4070	CHIP CAP.	0.01uF	25V	B	GRM39B103K25PT	K22144803		1-	B	f4
C 4071	CHIP CAP.	3pF	50V	CJ	GRM1883C1H3R0CZ01D	K22174204		1-	B	g4
C 4072	CHIP TA.CAP.	1uF	25V		TEESVA1E105M8R	K78140013		1-	B	f3
C 4073	CHIP CAP.	100pF	50V	CH	GRM1882C1H101JA01D	K22174235		1-	B	f1
C 4074	CHIP CAP.	100pF	50V	CH	GRM1882C1H101JA01D	K22174235		1-	B	e1
C 4075	CHIP CAP.	100pF	50V	CH	GRM1882C1H101JA01D	K22174235		1-	B	e1
C 4076	CHIP CAP.	100pF	50V	CH	GRM1882C1H101JA01D	K22174235		1-	B	e1
C 4077	CHIP CAP.	100pF	50V	CH	GRM1882C1H101JA01D	K22174235		1-	B	e1
C 4078	CHIP CAP.	100pF	50V	CH	GRM1882C1H101JA01D	K22174235		1-	B	e1
C 4079	CHIP CAP.	100pF	50V	CH	GRM1882C1H101JA01D	K22174235		1-	B	e1
C 4080	CHIP CAP.	100pF	50V	CH	GRM1882C1H101JA01D	K22174235		1-	B	e1
C 4081	CHIP CAP.	0.01uF	25V	B	GRM39B103K25PT	K22144803		1-	B	e1
C 4082	CHIP TA.CAP.	4.7uF	16V		TEESVA1C475M8R	K78120031		1-	B	f3
C 4083	CHIP CAP.	0.001uF	50V	B	GRM188B11H102KA01D	K22174821		1-	B	f2
C 4084	CHIP CAP.	15pF	50V	CH	GRM1882C1H150JA01D	K22174215		1-	B	f4
C 4085	CHIP TA.CAP.	4.7uF	16V		TEESVA1C475M8R	K78120031		1-	B	f2
C 4086	CHIP CAP.	0.01uF	25V	B	GRM39B103K25PT	K22144803		1-	B	f3
C 4087	CHIP CAP.	100pF	50V	CH	GRM1882C1H101JA01D	K22174235		1-	B	d6
C 4088	CHIP CAP.	100pF	50V	CH	GRM1882C1H101JA01D	K22174235		1-18	B	d6
C 4088	CHIP CAP.	220pF	50V	CH	GRM1882C1H221JA01D	K22174243		19-	B	d6
C 4089	CHIP CAP.	100pF	50V	CH	GRM1882C1H101JA01D	K22174235		1-	B	d6
C 4090	CHIP CAP.	100pF	50V	CH	GRM1882C1H101JA01D	K22174235		1-	B	e1
C 4091	CHIP CAP.	0.1uF	16V	B	GRM188B11C104KA01D	K22124805		1-	B	e3
C 4092	CHIP CAP.	0.1uF	16V	B	GRM188B11C104KA01D	K22124805		1-	B	f3
C 4093	CHIP CAP.	0.1uF	16V	B	GRM188B11C104KA01D	K22124805		1-	B	f3
C 4094	CHIP CAP.	0.022uF	25V	B	GRM39B223K25PT	K22144807		1-	B	e5
C 4095	CHIP CAP.	0.01uF	25V	B	GRM39B103K25PT	K22144803		1-	B	d5
C 4096	CHIP CAP.	0.1uF	16V	B	GRM188B11C104KA01D	K22124805		1-	B	e5
C 4097	CHIP TA.CAP.	1uF	25V		TEESVA1E105M8R	K78140013		1-	A	D2
C 4098	CHIP CAP.	0.022uF	25V	B	GRM39B223K25PT	K22144807		1-	B	c4
C 4099	CHIP CAP.	0.0039uF	50V	B	GRM188B11H392KA01D	K22174830		1-	B	e2
C 4100	CHIP TA.CAP.	1uF	25V		TEESVA1E105M8R	K78140013		1-	B	e4
C 4101	CHIP CAP.	0.1uF	16V	B	GRM188B11C104KA01D	K22124805		1-	B	c4
C 4102	CHIP CAP.	0.001uF	50V	B	GRM188B11H102KA01D	K22174821		1-	A	D2
C 4104	CHIP TA.CAP.	1uF	25V		TEESVA1E105M8R	K78140013		1-	B	e4
C 4105	CHIP CAP.	0.015uF	25V	B	GRM39B153K25PT	K22144805		1-	B	e2
C 4106	CHIP CAP.	0.001uF	50V	B	GRM188B11H102KA01D	K22174821		1-	B	e4
C 4107	CHIP CAP.	1uF	10V	B	GRM21BB11A105KA01L	K22100802		1-	B	c4
C 4108	CHIP CAP.	0.001uF	50V	B	GRM188B11H102KA01D	K22174821		1-	B	e4
C 4110	CHIP CAP.	0.0015uF	50V	B	GRM188B11H152KA01D	K22174811		1-	B	e1
C 4111	CHIP CAP.	1uF	10V	B	GRM21BB11A105KA01L	K22100802		1-	B	e4
C 4112	CHIP CAP.	100pF	50V	CH	GRM1882C1H101JA01D	K22174235		1-	B	c6
C 4113	CHIP CAP.	100pF	50V	CH	GRM1882C1H101JA01D	K22174235		1-	B	c6
C 4114	CHIP CAP.	100pF	50V	CH	GRM1882C1H101JA01D	K22174235		1-	B	c6
C 4115	CHIP CAP.	100pF	50V	CH	GRM1882C1H101JA01D	K22174235		1-	B	g6
C 4116	CHIP CAP.	0.015uF	25V	B	GRM39B153K25PT	K22144805		1-	A	E2
C 4117	CHIP CAP.	470pF	50V	CH	GRM1882C1H471JA01D	K22174249		1-	B	d4
C 4118	CHIP TA.CAP.	10uF	10V		TEESVA1A106M8R	K78100028		1-	B	e2
C 4119	CHIP CAP.	0.0033uF	50V	B	GRM188B11H332KA01D	K22174815		1-	A	E1
C 4120	CHIP CAP.	0.1uF	16V	B	GRM188B11C104KA01D	K22124805		1-	A	E2
C 4121	CHIP CAP.	0.1uF	16V	B	GRM188B11C104KA01D	K22124805		1-	B	c5
C 4122	CHIP CAP.	0.001uF	50V	B	GRM188B11H102KA01D	K22174821		1-	B	c5
C 4124	CHIP TA.CAP.	1.5uF	20V		TEESVA1D155M8R	K78130013		1-	B	e4
C 4125	CHIP CAP.	0.0015uF	50V	B	GRM188B11H152KA01D	K22174811		1-	B	d1
C 4126	CHIP CAP.	0.1uF	16V	B	GRM188B11C104KA01D	K22124805		1-	B	g5
C 4127	CHIP CAP.	1uF	10V	B	GRM21BB11A105KA01L	K22100802		1-	B	e4

REF.	DESCRIPTION	VALUE	V/W	TOL.	MFR'S DESIG	VXSTD P/N	VERS.	LOT.	SIDE	LAYADR
C 4129	CHIP CAP.	470pF	50V	CH	GRM1882C1H471JA01D	K22174249		1-	A	C5
C 4130	CHIP TA.CAP.	1.5uF	20V		TEESVA1D155M8R	K78130013		1-	A	E3
C 4131	CHIP CAP.	33pF	50V	CH	GRM1882C1H330JA01D	K22174223		1-	B	e2
C 4132	CHIP TA.CAP.	1uF	25V		TEESVA1E105M8R	K78140013		1-	B	d4
C 4133	CHIP CAP.	100pF	50V	CH	GRM1882C1H101JA01D	K22174235		1-	B	g6
C 4134	CHIP CAP.	100pF	50V	CH	GRM1882C1H101JA01D	K22174235		1-	B	f6
C 4135	CHIP CAP.	100pF	50V	CH	GRM1882C1H101JA01D	K22174235		1-	B	f6
C 4136	CHIP CAP.	0.1uF	16V	B	GRM188B11C104KA01D	K22124805		1-	B	d4
C 4137	CHIP CAP.	0.001uF	50V	B	GRM188B11H102KA01D	K22174821		1-	B	d5
C 4138	CHIP CAP.	0.0056uF	50V	B	GRM188B11H562KA01D	K22174818		1-	A	F1
C 4139	CHIP TA.CAP.	1uF	25V		TEESVA1E105M8R	K78140013		1-	B	e1
C 4140	CHIP TA.CAP.	4.7uF	16V		TEESVA1C475M8R	K78120031		1-	B	c3
C 4141	CHIP CAP.	330pF	50V	CH	GRM1882C1H331JA01D	K22174253		1-	B	d2
C 4142	CHIP CAP.	0.001uF	50V	B	GRM188B11H102KA01D	K22174821		1-	B	e1
C 4143	CHIP CAP.	0.1uF	16V	B	GRM188B11C104KA01D	K22124805		1-	A	D3
C 4144	CHIP CAP.	0.01uF	25V	B	GRM39B103K25PT	K22144803		1-	B	d3
C 4145	CHIP CAP.	0.1uF	16V	B	GRM188B11C104KA01D	K22124805		1-	B	c4
C 4146	CHIP CAP.	1uF	10V	F	GRM188F11A105ZA01D	K22105001		1-	A	F3
C 4147	CHIP CAP.	0.1uF	16V	B	GRM188B11C104KA01D	K22124805		1-	A	G5
C 4148	AL.ELECTRO.CAP.	100uF	16V		EEE1CA101WP	K48120012		1-	A	D1
C 4149	CHIP CAP.	68pF	50V	CH	GRM1882C1H680JA01D	K22174231		1-	B	e2
C 4150	CHIP CAP.	0.1uF	16V	B	GRM188B11C104KA01D	K22124805		1-	B	d2
C 4151	CHIP TA.CAP.	47uF	6.3V		TEESVB20J476M8R	K78080048		1-	B	d1
C 4152	CHIP TA.CAP.	4.7uF	16V		TEESVA1C475M8R	K78120031		1-	B	d1
C 4153	CHIP CAP.	330pF	50V	CH	GRM1882C1H331JA01D	K22174253		1-	A	F3
C 4154	CHIP CAP.	0.1uF	16V	B	GRM188B11C104KA01D	K22124805		1-	B	d2
C 4155	CHIP CAP.	0.001uF	50V	B	GRM188B11H102KA01D	K22174821		1-	B	d1
C 4156	AL.ELECTRO.CAP.	22uF	16V		ECEV1CA220SR	K48120002		1-75	A	E1
C 4156	AL.ELECTRO.CAP.	22uF	16V		EEE1CA220SR	K48120024		76-	A	E1
C 4157	CHIP TA.CAP.	4.7uF	16V		TEESVA1C475M8R	K78120031		1-	B	e3
C 4158	CHIP CAP.	15pF	50V	CH	GRM1882C1H150JA01D	K22174215		1-	B	b5
C 4161	CHIP TA.CAP.	1uF	25V		TEESVA1E105M8R	K78140013		1-	B	c5
C 4162	CHIP TA.CAP.	10uF	10V		TEESVA1A106M8R	K78100028		1-	B	d2
C 4163	CHIP CAP.	0.001uF	50V	B	GRM188B11H102KA01D	K22174821		1-	B	c5
C 4164	CHIP CAP.	0.015uF	25V	B	GRM39B153K25PT	K22144805		1-	B	b5
C 4165	CHIP CAP.	0.015uF	25V	B	GRM39B153K25PT	K22144805		1-	B	b5
C 4166	CHIP TA.CAP.	10uF	10V		TEESVA1A106M8R	K78100028		1-	B	c5
C 4167	CHIP TA.CAP.	4.7uF	16V		TEESVA1C475M8R	K78120031		1-	A	F3
C 4168	CHIP TA.CAP.	4.7uF	16V		TEESVA1C475M8R	K78120031		1-	A	F3
C 4169	CHIP CAP.	0.001uF	50V	B	GRM188B11H102KA01D	K22174821		1-	A	F3
C 4170	CHIP TA.CAP.	4.7uF	16V		TEESVA1C475M8R	K78120031		1-	B	c2
C 4171	CHIP TA.CAP.	10uF	10V		TEESVA1A106M8R	K78100028		1-	B	d1
C 4172	CHIP CAP.	0.015uF	25V	B	GRM39B153K25PT	K22144805		1-	B	b5
C 4173	CHIP CAP.	0.0018uF	50V	B	GRM188B11H182KA01D	K22174812		1-	A	F3
C 4174	CHIP CAP.	0.0039uF	50V	B	GRM188B11H392KA01D	K22174830		1-	A	F3
C 4175	CHIP CAP.	0.0039uF	50V	B	GRM188B11H392KA01D	K22174830		1-	A	F3
C 4176	CHIP TA.CAP.	4.7uF	16V		TEESVA1C475M8R	K78120031		1-	B	c2
C 4177	CHIP TA.CAP.	4.7uF	16V		TEESVA1C475M8R	K78120031		1-	A	E2
C 4178	CHIP CAP.	0.0015uF	50V	B	GRM188B11H152KA01D	K22174811		1-	A	F3
C 4180	CHIP CAP.	0.0022uF	50V	B	GRM188B11H222KA01D	K22174822		1-	B	c3
C 4181	CHIP CAP.	100pF	50V	CH	GRM1882C1H101JA01D	K22174235		1-	A	G3
C 4182	CHIP TA.CAP.	4.7uF	16V		TEESVA1C475M8R	K78120031		1-	B	c3
C 4183	CHIP CAP.	1uF	10V	B	GRM21BB11A105KA01L	K22100802		1-	A	F2
C 4184	CHIP TA.CAP.	4.7uF	16V		TEESVA1C475M8R	K78120031		1-	B	c2
C 4185	CHIP CAP.	0.1uF	16V	B	GRM188B11C104KA01D	K22124805		1-	B	b4
C 4186	CHIP TA.CAP.	4.7uF	16V		TEESVA1C475M8R	K78120031		1-	B	c2
C 4187	CHIP CAP.	82pF	50V	CH	GRM1882C1H820JA01D	K22174233		1-	B	c3
C 4188	CHIP CAP.	0.01uF	25V	B	GRM39B103K25PT	K22144803		1-	B	c4
C 4189	CHIP TA.CAP.	10uF	10V		TEESVA1A106M8R	K78100028		1-	B	c3
C 4190	CHIP CAP.	0.015uF	25V	B	GRM39B153K25PT	K22144805		1-	B	b5
C 4191	CHIP CAP.	560pF	50V	B	ECUV1H561KBV	K22179611		1-128	B	c3
C 4191	CHIP CAP.	560pF	50V	B	GRM188B11H561KA01D	K22174806		129-	B	c3
C 4192	CHIP CAP.	0.1uF	16V	B	GRM188B11C104KA01D	K22124805		1-	A	F1
C 4193	CHIP TA.CAP.	0.22uF	35V		TEESVA1V224M8R	K78160027		1-21	B	c1
C 4193	CHIP TA.CAP.	0.1uF	35V		TEESVA1V104M8R	K78160025	VERS. A	22-	B	c1
C 4193	CHIP TA.CAP.	0.1uF	35V		TEESVA1V104M8R	K78160025	VERS. BS1	62-	B	c1
C 4193	CHIP TA.CAP.	0.22uF	35V		TEESVA1V224M8R	K78160027	VERS. D	22-	B	c1

CNTL Unit

Parts List

REF.	DESCRIPTION	VALUE	V/W	TOL.	MFR'S DESIG	VXSTD P/N	VERS.	LOT.	SIDE	LAYADR
C 4194	CHIP TA.CAP.	1uF	25V		TEESVA1E105M8R	K78140013		1-	B	c3
C 4195	CHIP CAP.	150pF	50V	CH	GRM1882C1H151JA01D	K22174239		1-	B	c1
C 4196	CHIP CAP.	0.1uF	16V	B	GRM188B11C104KA01D	K22124805		1-	B	c2
C 4197	CHIP CAP.	0.015uF	25V	B	GRM39B153K25PT	K22144805		1-	B	b5
C 4198	CHIP CAP.	0.001uF	50V	B	GRM188B11H102KA01D	K22174821		1-	B	c3
C 4199	CHIP TA.CAP.	1uF	25V		TEESVA1E105M8R	K78140013		1-	A	F2
C 4200	CHIP CAP.	47pF	50V	CH	GRM1882C1H470JA01D	K22174227		1-	B	c2
C 4201	CHIP CAP.	0.01uF	25V	B	GRM39B103K25PT	K22144803		1-	A	G4
C 4202	CHIP CAP.	0.001uF	50V	B	GRM188B11H102KA01D	K22174821		1-	B	a3
C 4203	CHIP CAP.	0.01uF	25V	B	GRM39B103K25PT	K22144803		1-	B	c4
C 4204	CHIP CAP.	0.001uF	50V	B	GRM188B11H102KA01D	K22174821		1-	B	c3
C 4205	CHIP CAP.	0.01uF	25V	B	GRM39B103K25PT	K22144803		1-	B	c4
C 4206	CHIP CAP.	150pF	50V	CH	GRM1882C1H151JA01D	K22174239		1-	B	b4
C 4207	CHIP CAP.	0.001uF	50V	B	GRM188B11H102KA01D	K22174821		1-	A	H1
C 4208	CHIP CAP.	0.001uF	50V	B	GRM188B11H102KA01D	K22174821		1-	A	G4
C 4209	CHIP CAP.	0.0015uF	50V	B	GRM188B11H152KA01D	K22174811		1-	B	b4
C 4210	CHIP CAP.	100pF	50V	CH	GRM1882C1H101JA01D	K22174235		1-	B	a3
C 4211	CHIP CAP.	15pF	50V	CH	GRM1882C1H150JA01D	K22174215		1-	B	c3
C 4212	CHIP CAP.	0.0022uF	50V	B	GRM188B11H222KA01D	K22174822		1-	B	c3
C 4213	CHIP TA.CAP.	10uF	10V		TEESVA1A106M8R	K78100028		1-	A	F2
C 4214	CHIP CAP.	0.001uF	50V	B	GRM188B11H102KA01D	K22174821		1-	B	c4
C 4215	CHIP CAP.	0.1uF	16V	B	GRM188B11C104KA01D	K22124805		1-	A	G5
C 4216	CHIP CAP.	100pF	50V	CH	GRM1882C1H101JA01D	K22174235		1-	B	d1
C 4217	CHIP CAP.	100pF	50V	CH	GRM1882C1H101JA01D	K22174235		1-	B	c1
C 4219	CHIP CAP.	100pF	50V	CH	GRM1882C1H101JA01D	K22174235		1-	B	c1
C 4220	CHIP CAP.	100pF	50V	CH	GRM1882C1H101JA01D	K22174235		1-	B	c1
C 4221	CHIP CAP.	100pF	50V	CH	GRM1882C1H101JA01D	K22174235		1-	B	c1
C 4222	CHIP TA.CAP.	1uF	25V		TEESVA1E105M8R	K78140013		1-	B	c4
C 4223	CHIP TA.CAP.	10uF	10V		TEESVA1A106M8R	K78100028		1-	B	c1
C 4224	CHIP CAP.	0.1uF	16V	B	GRM188B11C104KA01D	K22124805		1-	A	H4
C 4225	AL.ELECTRO.CAP.	10uF	35V		RC2-35V100MD1#-F1	K40169025		1-	A	G2
C 4226	CHIP CAP.	150pF	50V	CH	GRM1882C1H151JA01D	K22174239		1-	B	c2
C 4227	CHIP CAP.	0.0033uF	50V	B	GRM188B11H332KA01D	K22174815		1-	A	I4
C 4228	CHIP CAP.	270pF	50V	CH	GRM1882C1H271JA01D	K22174251		1-	A	G1
C 4229	CHIP TA.CAP.	4.7uF	16V		TEESVA1C475M8R	K78120031		1-	B	c3
C 4230	AL.ELECTRO.CAP.	10uF	16V		ECEV1CS100SR	K48120001		1-75	A	H4
C 4230	AL.ELECTRO.CAP.	10uF	16V		EEE1CS100SR	K48120023		76-184	A	H4
C 4230	AL.ELECTRO.CAP.	10uF	16V		UWX1C100MCL2GB	K48120016		185-	A	H4
C 4231	CHIP CAP.	330pF	50V	CH	GRM1882C1H331JA01D	K22174253		1-	B	b4
C 4232	CHIP CAP.	0.001uF	50V	B	GRM188B11H102KA01D	K22174821		1-	B	a1
C 4233	CHIP TA.CAP.	10uF	10V		TEESVA1A106M8R	K78100028		1-	B	c4
C 4234	CHIP CAP.	680pF	25V	CH	GRM39CH681J25PT	K22144203		1-	A	G1
C 4235	CHIP TA.CAP.	1uF	25V		TEESVA1E105M8R	K78140013		1-	B	c2
C 4236	CHIP CAP.	560pF	50V	B	ECUV1H561KBV	K22179611		1-128	B	b4
C 4236	CHIP CAP.	560pF	50V	B	GRM188B11H561KA01D	K22174806		129-	B	b4
C 4237	CHIP CAP.	0.001uF	50V	B	GRM188B11H102KA01D	K22174821		1-	A	F2
C 4238	CHIP TA.CAP.	1uF	25V		TEESVA1E105M8R	K78140013		1-	B	a2
C 4239	CHIP CAP.	0.001uF	50V	B	GRM188B11H102KA01D	K22174821		1-	B	a3
C 4240	CHIP CAP.	33pF	50V	CH	GRM1882C1H330JA01D	K22174223		1-	B	b5
C 4241	CHIP CAP.	0.001uF	50V	B	GRM188B11H102KA01D	K22174821		1-	A	F2
C 4242	CHIP CAP.	0.001uF	50V	B	GRM188B11H102KA01D	K22174821		1-	B	a2
C 4243	CHIP CAP.	330pF	50V	CH	GRM1882C1H331JA01D	K22174253		1-	B	c3
C 4244	CHIP CAP.	0.0012uF	50V	B	GRM188B11H122KA01D	K22174826		1-	A	G2
C 4245	CHIP CAP.	0.001uF	50V	B	GRM188B11H102KA01D	K22174821		1-	B	a3
C 4246	CHIP CAP.	330pF	50V	CH	GRM1882C1H331JA01D	K22174253		1-	B	b4
C 4247	AL.ELECTRO.CAP.	470uF	16V		RE3-16V471MG3#	K40129066		1-	A	I4
C 4248	CHIP CAP.	330pF	50V	CH	GRM1882C1H331JA01D	K22174253		1-	B	b4
C 4249	CHIP CAP.	220pF	50V	CH	GRM1882C1H221JA01D	K22174243		1-	A	G2
C 4250	AL.ELECTRO.CAP.	10uF	35V		RC2-35V100MD1#-F1	K40169025		1-	A	G3
C 4251	CHIP CAP.	0.1uF	25V	B	GRM21BB11E104KA01L	K22140811		1-	B	a4
C 4252	CHIP CAP.	120pF	50V	CH	GRM1882C1H121JA01D	K22174237		1-	A	G2
C 4253	CHIP CAP.	0.001uF	50V	B	GRM188B11H102KA01D	K22174821		1-	B	a2
C 4254	CHIP CAP.	0.001uF	50V	B	GRM188B11H102KA01D	K22174821		1-	B	a2
C 4255	CHIP CAP.	0.001uF	50V	B	GRM188B11H102KA01D	K22174821		1-	B	a5
C 4256	CHIP CAP.	0.001uF	50V	B	GRM188B11H102KA01D	K22174821		1-	B	a2
C 4257	CHIP CAP.	0.001uF	50V	B	GRM188B11H102KA01D	K22174821		1-	B	a2
C 4258	AL.ELECTRO.CAP.	470uF	16V		RE3-16V471MG3#	K40129066		1-	A	H5

REF.	DESCRIPTION	VALUE	V/W	TOL.	MFR'S DESIG	VXSTD P/N	VERS.	LOT.	SIDE	LAYADR
C 4259	CHIP CAP.	0.0022uF	50V	B	GRM188B11H222KA01D	K22174822		1-	A	G2
C 4260	CHIP CAP.	0.0047uF	50V	B	ECJ1VB1H472K	K22179622		1-128	A	E2
C 4260	CHIP CAP.	0.0047uF	50V	B	GRM188B11H472KA01D	K22174817		129-	A	E2
C 4261	CHIP CAP.	0.001uF	50V	B	GRM188B11H102KA01D	K22174821		1-	A	E2
C 4263	CHIP CAP.	220pF	50V	CH	GRM1882C1H221JA01D	K22174243		1-	A	E2
C 4265	CHIP CAP.	0.012uF	50V	B	GRM188B11H123KA01D	K22174825		1-	B	d2
C 4266	CHIP CAP.	330pF	50V	CH	GRM1882C1H331JA01D	K22174253		1-	A	E2
C 4267	CHIP CAP.	56pF	50V	CH	GRM1882C1H560JA01D	K22174229		1-	A	E3
C 4269	CHIP CAP.	0.033uF	16V	B	ECJ1VB1C333K	K22129515		1-138	B	d2
C 4269	CHIP CAP.	0.033uF	16V	B	GRM188B11C333KA01D	K22124812		139-	B	d2
C 4270	CHIP CAP.	0.0015uF	50V	B	GRM188B11H152KA01D	K22174827		1-	A	E2
C 4272	CHIP TA.CAP.	10uF	10V		TEESVA1A106M8R	K78100028		1-	B	e2
C 4273	CHIP CAP.	0.022uF	25V	B	GRM39B223K25PT	K22144807		1-	A	E3
C 4274	CHIP CAP.	0.056uF	16V	B	GRM188B11C563KA01D	K22124807		1-	A	E3
C 4275	CHIP CAP.	0.0027uF	50V	B	ECJ1VB1H272K	K22179619		1-139	A	E3
C 4275	CHIP CAP.	0.0027uF	50V	B	GRM188B11H272KA01D	K22174814		140-	A	E3
C 4276	CHIP TA.CAP.	10uF	10V		TEESVA1A106M8R	K78100028		1-	B	d3
C 4277	CHIP CAP.	0.0018uF	50V	B	ECJ1VB1H182K	K22179617		1-132	A	F3
C 4277	CHIP CAP.	0.0018uF	50V	B	GRM188B11H182KA01D	K22174812		133-	A	F3
C 4278	CHIP CAP.	0.056uF	16V	B	GRM188B11C563KA01D	K22124807		1-	B	d3
C 4279	CHIP TA.CAP.	1uF	25V		TEESVA1E105M8R	K78140013		1-	B	d4
C 4280	CHIP CAP.	0.001uF	50V	B	GRM188B11H102KA01D	K22174821		1-	B	d3
C 4281	CHIP TA.CAP.	1uF	25V		TEESVA1E105M8R	K78140013		1-	B	d3
C 4282	CHIP CAP.	0.001uF	50V	B	GRM188B11H102KA01D	K22174821		1-	B	d4
C 4283	CHIP TA.CAP.	10uF	10V		TEESVA1A106M8R	K78100028		1-	B	d4
C 4284	CHIP TA.CAP.	1uF	25V		TEESVA1E105M8R	K78140013		1-	A	E2
C 4285	CHIP CAP.	0.001uF	50V	B	GRM188B11H102KA01D	K22174821		1-	B	e2
C 4287	CHIP CAP.	0.033uF	16V	B	ECJ1VB1C333K	K22129515		1-138		
C 4287	CHIP CAP.	0.033uF	16V	B	GRM188B11C333KA01D	K22124812		139-		
D 4001	DIODE				DA204K T146	G2070388		1-	B	h1
D 4002	DIODE				DA204K T146	G2070388		1-	B	h1
D 4003	DIODE				DA204K T146	G2070388		1-	B	h1
D 4004	DIODE				DA204K T146	G2070388		1-	B	h1
D 4005	DIODE				DA204K T146	G2070388		1-	B	h1
D 4006	DIODE				DA204K T146	G2070388		1-	A	B2
D 4007	DIODE				D1F20-5063	G2070474		1-109	B	h3
D 4007	DIODE				D1F60-5053	G2071240		110-	B	h3
D 4008	DIODE				HZM7C-TR	G2070070		1-40	B	h3
D 4008	DIODE				HZM7.5NB2 TR	G2070864		41-	B	h3
D 4009	DIODE				DA204K T146	G2070388		1-	A	B4
D 4010	DIODE				1SS355 TE-17	G2070470		1-	B	h4
D 4011	DIODE				1SS355 TE-17	G2070470		1-	B	h3
D 4012	DIODE				DA204K T146	G2070388		1-	A	B5
D 4013	DIODE				1SS355 TE-17	G2070470		1-	A	B4
D 4014	DIODE				1SS355 TE-17	G2070470		1-	B	f1
D 4015	DIODE				MA729-(TX)	G2070320		1-158	B	f4
D 4015	DIODE				DB2J31300L	G2071338		159-	B	f4
D 4016	DIODE				DA204K T146	G2070388		1-	A	B5
D 4017	DIODE				DA204K T146	G2070388		1-	B	e6
D 4018	DIODE				DA204K T146	G2070388		1-	B	d5
D 4019	DIODE				DA204K T146	G2070388		1-	A	F5
D 4020	DIODE				DA204K T146	G2070388		1-	A	C5
D 4021	DIODE				DA204K T146	G2070388		1-	B	e4
D 4022	DIODE				DA204K T146	G2070388		1-	A	C5
D 4023	DIODE				DA204K T146	G2070388		1-	A	C5
D 4024	DIODE				DA204K T146	G2070388		1-	B	b3
D 4025	DIODE				1SS184 TE85R	G2070009		1-	B	a3
D 4026	DIODE				1SS184 TE85R	G2070009		1-	B	a2
D 4027	SURGE ABSORBER				ERZ-V07D121	Q9000604		1-	A	H1
D 4028	SURGE ABSORBER				ERZ-V07D121	Q9000604		1-	A	H3
D 4029	SURGE ABSORBER				ERZ-V07D121	Q9000604		1-	A	I1
D 4030	SURGE ABSORBER				ERZ-V07D121	Q9000604		1-	A	H3
D 4031	SURGE ABSORBER				ERZ-V07D121	Q9000604		1-	A	H2
D 4032	SURGE ABSORBER				ERZ-V07D121	Q9000604		1-	A	H2
D 4033	SURGE ABSORBER				ERZ-V07D121	Q9000604		1-	A	H2
D 4034	SURGE ABSORBER				ERZ-V07D121	Q9000604		1-	A	H2
D 4036	DIODE				MA143-(TX)	G2070536		1-185	A	D2

CNTL Unit

Parts List

REF.	DESCRIPTION		V/W	TOL.	MFR'S DESIG	VXSTD P/N	VERS.	LOT.	SIDE	LAYADR
D 4036	DIODE				DA3J101F0L	G2071354		186-	A	D2
D 4037	DIODE				MA143-(TX)	G2070536		1-185	A	D2
D 4037	DIODE				DA3J101F0L	G2071354		186-	A	D2
D 4040	DIODE				DA204K T146	G2070388		1-	B	d3
F 4001	CHIP FUSE	3A			F0805B3R00FWTR	Q0000082		1-111	A	C1
F 4001	CHIP FUSE	3.15A			FHC20 322ADTP	Q0000166	EIA (CE)	112-	A	C1
F 4001	CHIP FUSE	3A			F0805B3R00FWTR	Q0000082	Ex. EIA (CE)	112-	A	C1
F 4001	CHIP FUSE	3.15A			FHC20 322ADTP	Q0000166		124-	A	C1
J 4001	CONNECTOR				B26B-PHDSS(LF)(SN)	P0091239		1-	A	B1
J 4002	CONNECTOR				SB20-08WS	P0090615		1-	A	B3
J 4003	CONNECTOR				SB20-14WS	P0090656		1-	A	B6
J 4004	CONNECTOR				SB20-06WS	P0090613		1-	A	C1
J 4005	CONNECTOR				SB20-06WS	P0090613		1-	A	B5
J 4006	CONNECTOR				SB20-15WS	P0091093		1-	A	E6
J 4007	CONNECTOR				SB20-14WS	P0090656		1-	A	D1
J 4008	CONNECTOR				SB20-13WS	P0090620		1-	A	F1
J 4009	CONNECTOR				B8B-PH-K-S(LF)(SN)	P0090402		1-	A	I2
J 4010	CONNECTOR				SB20-03WS	P0090610		1-	A	H5
J 4011	CONNECTOR				SB20-02WS	P0090609		1-	A	H5
L 4006	M.RFC	2.7uH			LK1608 2R7K-T	L1690848		1-	B	g4
NF4001	EMI FILTER				DSS706-351D221M25-50	Q9000642		1-	A	B1
NF4002	EMI FILTER				DSS706-351D221M25-50	Q9000642		1-	A	B1
NF4003	EMI FILTER				DSS706-351D221M25-50	Q9000642		1-	A	B1
NF4004	EMI FILTER				DSS706-351D221M25-50	Q9000642		1-	A	B1
NF4005	EMI FILTER				DSS706-351D221M25-50	Q9000642		1-	A	B2
Q 4001	IC				UPC2409AHF	G1092259		1-184	A	A5
Q 4001	IC				BA09CC0T	G1095474		185-	A	A5
Q 4002	IC				UPC78M05AHF	G1092314		1-186	A	A2
Q 4002	IC				NJM78M05FA	G1095461		187-	A	A2
Q 4003	TRANSISTOR				DTC144EK T146	G3070033		1-	B	g3
Q 4004	IC				AN8005M-(E1)	G1091454		1-	B	h4
Q 4005	IC				RH5VL45AA-T1	G1090966		1-159	A	B4
Q 4005	IC				R3111H451A-T1-F	G1094764		160-	A	B4
Q 4006	TRANSISTOR				FMG2 T148	G3070015		1-	B	h2
Q 4007	TRANSISTOR				2SA1586Y(TE85R.F)	G3115867Y		1-	A	B3
Q 4008	IC				NM93C86AM8(TAPING)	G1092512		1-57	A	C3
Q 4008	IC				M93C86-WMN6T	G1094101		58-	A	C3
Q 4009	TRANSISTOR				FMG2 T148	G3070015		1-	B	f2
Q 4010	TRANSISTOR				FMG2 T148	G3070015		1-	B	f1
Q 4011	TRANSISTOR				FMG2 T148	G3070015		1-	B	d1
Q 4012	IC				HD64F3337YF16(FLASH)	✘		1-	A	C3
Q 4013	TRANSISTOR				2SC4116GR(TE85R.F)	G3341167G		1-	B	f4
Q 4014	IC				NJM2902V-TE1	G1091679		1-	A	D2
Q 4015	IC				M62354FP-75NC	G1091842		1-	A	D2
Q 4016	IC				NJM2902V-TE1	G1091679		1-	A	G4
Q 4017	IC				LC73881M-TLM-E	G1092755		1-	B	e5
Q 4018	IC				NJM2902V-TE1	G1091679		1-	A	G2
Q 4019	IC				NJM2902V-TE1	G1091679		1-	A	G1
Q 4020	IC				NJM2902V-TE1	G1091679		1-	A	G3
Q 4021	IC				NJM2902V-TE1	G1091679		1-	A	G5
Q 4022	IC				TC74HC74AF EL	G1091446		1-	B	f5
Q 4023	TRANSISTOR				DTC144EK T146	G3070033		1-	A	F5
Q 4024	IC				FX805LG-TR	G1092528		1-	A	E4
Q 4025	IC				FX803LG-TR	G1093037		1-	A	F5
Q 4026	TRANSISTOR				DTC323TK T146	G3070042		1-	B	c5
Q 4027	TRANSISTOR				2SC4116GR(TE85R.F)	G3341167G		1-	A	F3
Q 4028	TRANSISTOR				FMG2 T148	G3070015		1-	A	F2
Q 4029	IC				M51132FP 600C	G1091930		1-	A	F2
Q 4030	IC				NJU4066BV-TE1	G1091873		1-	A	F2
Q 4031	IC				NJM2902V-TE1	G1091679		1-	A	C1
Q 4032	TRANSISTOR				FMG2 T148	G3070015		1-	A	F3
Q 4033	IC				NJM2902V-TE1	G1091679		1-	A	C2
Q 4034	IC				NJM2902V-TE1	G1091679		1-	A	E2
Q 4035	TRANSISTOR				DTC144EK T146	G3070033		1-	A	F3
Q 4036	TRANSISTOR				DTC323TK T146	G3070042		1-	A	G4
Q 4037	TRANSISTOR				DTC323TK T146	G3070042		1-	B	c3
Q 4038	TRANSISTOR				DTC323TK T146	G3070042		1-	A	F4

REF.	DESCRIPTION	VALUE	V/W	TOL.	MFR'S DESIG	VXSTD P/N	VERS.	LOT.	SIDE	LAYADR
Q 4039	TRANSISTOR				DTA143XK T146	G3070032		1-	A	H1
Q 4040	IC				NJM2904V-TE1	G1091677		1-	A	D4
Q 4041	PHOTO COUPLER				TLP181(GB-TPR.F)	G0090021		1-186	A	H1
Q 4041	PHOTO COUPLER				IS181GB	G0090046		187-	A	H1
Q 4042	PHOTO COUPLER				TLP181(GB-TPR.F)	G0090021		1-186	A	H3
Q 4042	PHOTO COUPLER				IS181GB	G0090046		187-	A	H3
Q 4043	IC				TDA2003AHST	G1090815		1-	A	H5
Q 4044	TRANSISTOR				DTC144EK T146	G3070033		1-	A	G1
Q 4045	IC				NJM2902V-TE1	G1091679		1-	A	E2
Q 4046	IC				NJM2902V-TE1	G1091679		1-	A	E3
R 4001	CHIP RES.	4.7	1W	5%	RMC1 4R7JTE	J24305479		1-	B	h5
R 4002	CHIP RES.	47	1W	5%	RMC1 470JTE	J24305470		1-	A	A3
R 4003	CHIP RES.	47	1W	5%	RMC1 470JTE	J24305470		1-	A	A3
R 4004	CHIP RES.	0	1/16W	5%	RMC1/16 000JATP	J24185000		1-	B	g3
R 4005	CHIP RES.	330	1/16W	5%	RMC1/16 331JATP	J24185331		1-	A	B2
R 4006	CHIP RES.	330	1/16W	5%	RMC1/16 331JATP	J24185331		1-	A	B2
R 4007	CHIP RES.	1k	1/16W	5%	RMC1/16 102JATP	J24185102		1-	A	B2
R 4008	CHIP RES.	1k	1/16W	5%	RMC1/16 102JATP	J24185102		1-	A	B2
R 4011	CHIP RES.	1.5k	1/16W	5%	RMC1/16 152JATP	J24185152		1-	A	F2
R 4012	CHIP RES.	1k	1/16W	5%	RMC1/16 102JATP	J24185102		1-	B	g2
R 4013	CHIP RES.	560	1/16W	5%	RMC1/16 561JATP	J24185561		1-	B	g1
R 4015	CHIP RES.	1k	1/16W	5%	RMC1/16 102JATP	J24185102		1-	A	B1
R 4016	CHIP RES.	1k	1/16W	5%	RMC1/16 102JATP	J24185102		1-	A	B1
R 4017	CHIP RES.	1k	1/16W	5%	RMC1/16 102JATP	J24185102		1-	A	B1
R 4018	CHIP RES.	1k	1/16W	5%	RMC1/16 102JATP	J24185102		1-	A	B1
R 4019	CHIP RES.	1k	1/16W	5%	RMC1/16 102JATP	J24185102		1-	A	B1
R 4020	CHIP RES.	22k	1/16W	5%	RMC1/16 223JATP	J24185223		1-	B	g3
R 4021	CHIP RES.	0	1/16W	5%	RMC1/16 000JATP	J24185000		1-	B	e2
R 4025	CHIP RES.	47k	1/16W	5%	RMC1/16 473JATP	J24185473		1-	A	C2
R 4026	CHIP RES.	10k	1/16W	5%	RMC1/16 103JATP	J24185103		1-	B	g3
R 4029	CHIP RES.	22k	1/16W	5%	RMC1/16 223JATP	J24185223		1-	A	B2
R 4031	CHIP RES.	560	1/16W	5%	RMC1/16 561JATP	J24185561		1-	B	g2
R 4033	CHIP RES.	270k	1/16W	5%	RMC1/16 274JATP	J24185274		1-	B	f2
R 4034	CHIP RES.	10k	1/16W	5%	RMC1/16 103JATP	J24185103		1-	A	C1
R 4035	CHIP RES.	15k	1/16W	5%	RMC1/16 153JATP	J24185153		1-	A	C2
R 4036	CHIP RES.	6.8k	1/16W	5%	RMC1/16 682JATP	J24185682		1-	A	C1
R 4037	CHIP RES.	10k	1/16W	5%	RMC1/16 103JATP	J24185103		1-	B	h1
R 4038	CHIP RES.	22k	1/16W	5%	RMC1/16 223JATP	J24185223		1-	B	h4
R 4039	CHIP RES.	3.9k	1/16W	5%	RMC1/16 392JATP	J24185392		1-3	A	C2
R 4039	CHIP RES.	2.2k	1/16W	5%	RMC1/16 222JATP	J24185222		4	A	C2
R 4039	CHIP RES.	2.7k	1/16W	5%	RMC1/16 272JATP	J24185272		5-18	A	C2
R 4039	CHIP RES.	3.9k	1/16W	5%	RMC1/16 392JATP	J24185392	VERS. A	19-	A	C2
R 4039	CHIP RES.	3.9k	1/16W	5%	RMC1/16 392JATP	J24185392	VERS. BS1	62-	A	C2
R 4039	CHIP RES.	2.7k	1/16W	5%	RMC1/16 272JATP	J24185272	VERS. D	19-	A	C2
R 4041	CHIP RES.	47k	1/16W	5%	RMC1/16 473JATP	J24185473		1-	B	g2
R 4042	CHIP RES.	1k	1/16W	5%	RMC1/16 102JATP	J24185102		1-	B	h3
R 4043	CHIP RES.	100	1/16W	5%	RMC1/16 101JATP	J24185101		1-	A	D1
R 4044	CHIP RES.	330	1/16W	1%	RMC1/16 331FTP	J24183331		1-	A	C1
R 4045	CHIP RES.	470	1/16W	1%	RMC1/16 471FTP	J24183471		1-	A	C1
R 4046	CHIP RES.	4.7k	1/16W	5%	RMC1/16 472JATP	J24185472		1-	A	C2
R 4047	CHIP RES.	0	1/16W	5%	RMC1/16 000JATP	J24185000		1-	A	A2
R 4048	CHIP RES.	1k	1/16W	1%	RMC1/16 102FTP	J24183102		1-	A	C1
R 4049	CHIP RES.	22k	1/16W	5%	RMC1/16 223JATP	J24185223		1-	A	C2
R 4051	CHIP RES.	47k	1/16W	5%	RMC1/16 473JATP	J24185473		1-	B	g2
R 4052	CHIP RES.	22k	1/16W	5%	RMC1/16 223JATP	J24185223		1-	A	B4
R 4053	CHIP RES.	4.7k	1/16W	1%	RMC1/16 472FTP	J24183472		1-	A	C1
R 4054	CHIP RES.	4.7k	1/16W	5%	RMC1/16 472JATP	J24185472		1-	B	f1
R 4055	CHIP RES.	10k	1/16W	5%	RMC1/16 103JATP	J24185103		1-	A	C2
R 4056	CHIP RES.	8.2k	1/16W	5%	RMC1/16 822JATP	J24185822		1-	A	C2
R 4057	CHIP RES.	22k	1/16W	5%	RMC1/16 223JATP	J24185223		1-	B	g4
R 4058	CHIP RES.	10k	1/16W	5%	RMC1/16 103JATP	J24185103		1-	B	h4
R 4059	CHIP RES.	3.3k	1/16W	5%	RMC1/16 332JATP	J24185332		1-	A	C2
R 4060	CHIP RES.	5.6k	1/16W	5%	RMC1/16 562JATP	J24185562		1-	B	g3
R 4061	CHIP RES.	39k	1/16W	5%	RMC1/16 393JATP	J24185393		1-	B	f2
R 4062	CHIP RES.	4.7k	1/16W	5%	RMC1/16 472JATP	J24185472		1-	B	f1
R 4063	CHIP RES.	470k	1/16W	1%	RMC1/16 474FTP	J24183474		1-	B	f1
R 4064	CHIP RES.	47k	1/16W	5%	RMC1/16 473JATP	J24185473		1-	B	g3

CNTL Unit

Parts List

REF.	DESCRIPTION	VALUE	V/W	TOL.	MFR'S DESIG	VXSTD P/N	VERS.	LOT.	SIDE	LAYADR
R 4065	CHIP RES.	47k	1/16W	5%	RMC1/16 473JATP	J24185473		1-	B	g2
R 4066	CHIP RES.	10k	1/16W	5%	RMC1/16 103JATP	J24185103		1-	B	f1
R 4067	CHIP RES.	47k	1/16W	5%	RMC1/16 473JATP	J24185473		1-	B	g2
R 4068	CHIP RES.	470	1/16W	5%	RMC1/16 471JATP	J24185471		1-	B	g5
R 4069	CHIP RES.	470	1/16W	5%	RMC1/16 471JATP	J24185471		1-	B	g5
R 4070	CHIP RES.	10k	1/16W	5%	RMC1/16 103JATP	J24185103		1-	B	e3
R 4071	CHIP RES.	10k	1/16W	5%	RMC1/16 103JATP	J24185103		1-	A	C5
R 4072	CHIP RES.	47k	1/16W	5%	RMC1/16 473JATP	J24185473		1-	B	g2
R 4073	CHIP RES.	10k	1/16W	5%	RMC1/16 103JATP	J24185103		1-	A	C5
R 4074	CHIP RES.	330	1/16W	5%	RMC1/16 331JATP	J24185331		1-	B	g5
R 4075	CHIP RES.	0	1/16W	5%	RMC1/16 000JATP	J24185000		1-	B	f1
R 4076	CHIP RES.	330	1/16W	5%	RMC1/16 331JATP	J24185331		1-	B	g5
R 4077	CHIP RES.	330	1/16W	5%	RMC1/16 331JATP	J24185331		1-	B	g5
R 4078	CHIP RES.	22k	1/16W	5%	RMC1/16 223JATP	J24185223		1-	A	B4
R 4079	CHIP RES.	0	1/16W	5%	RMC1/16 000JATP	J24185000		1-	B	f1
R 4080	CHIP RES.	4.7k	1/16W	5%	RMC1/16 472JATP	J24185472		1-	A	C4
R 4081	CHIP RES.	1k	1/16W	5%	RMC1/16 102JATP	J24185102		1-	A	C3
R 4082	CHIP RES.	1k	1/16W	5%	RMC1/16 102JATP	J24185102		1-	A	C3
R 4083	CHIP RES.	1k	1/16W	5%	RMC1/16 102JATP	J24185102		1-	A	C3
R 4084	CHIP RES.	330	1/16W	5%	RMC1/16 331JATP	J24185331		1-	B	d6
R 4085	CHIP RES.	1k	1/16W	5%	RMC1/16 102JATP	J24185102		1-	A	C3
R 4086	CHIP RES.	330	1/16W	5%	RMC1/16 331JATP	J24185331		1-	B	d6
R 4087	CHIP RES.	330	1/16W	5%	RMC1/16 331JATP	J24185331		1-	B	d5
R 4088	CHIP RES.	10k	1/16W	5%	RMC1/16 103JATP	J24185103		1-	B	f4
R 4089	CHIP RES.	1M	1/16W	5%	RMC1/16 105JATP	J24185105		1-	B	f4
R 4090	CHIP RES.	330	1/16W	5%	RMC1/16 331JATP	J24185331		1-	A	C4
R 4091	CHIP RES.	330	1/16W	5%	RMC1/16 331JATP	J24185331		1-	A	C4
R 4092	CHIP RES.	1k	1/16W	5%	RMC1/16 102JATP	J24185102		1-	B	e1
R 4093	CHIP RES.	0	1/16W	5%	RMC1/16 000JATP	J24185000		1-	B	e1
R 4094	CHIP RES.	0	1/16W	5%	RMC1/16 000JATP	J24185000		1-	B	e1
R 4095	CHIP RES.	10k	1/16W	5%	RMC1/16 103JATP	J24185103		1-	A	D5
R 4096	CHIP RES.	10k	1/16W	5%	RMC1/16 103JATP	J24185103		1-	A	D5
R 4097	CHIP RES.	10k	1/16W	5%	RMC1/16 103JATP	J24185103		1-	A	C5
R 4098	CHIP RES.	10k	1/16W	5%	RMC1/16 103JATP	J24185103		1-	A	D4
R 4099	CHIP RES.	10k	1/16W	5%	RMC1/16 103JATP	J24185103		1-	A	C5
R 4100	CHIP RES.	47k	1/16W	5%	RMC1/16 473JATP	J24185473		1-	B	f3
R 4101	CHIP RES.	4.7k	1/16W	5%	RMC1/16 472JATP	J24185472		1-	A	D2
R 4102	CHIP RES.	10k	1/16W	5%	RMC1/16 103JATP	J24185103		1-	A	E5
R 4103	CHIP RES.	470k	1/16W	1%	RMC1/16 474FTP	J24183474		1-	B	d2
R 4104	CHIP RES.	470k	1/16W	1%	RMC1/16 474FTP	J24183474		1-	B	d2
R 4105	CHIP RES.	100k	1/16W	5%	RMC1/16 104JATP	J24185104		1-	B	e2
R 4107	CHIP RES.	0	1/16W	5%	RMC1/16 000JATP	J24185000		1-	A	E5
R 4108	CHIP RES.	100k	1/16W	5%	RMC1/16 104JATP	J24185104		1-	B	e2
R 4109	CHIP RES.	10k	1/16W	5%	RMC1/16 103JATP	J24185103		1-	A	E5
R 4110	CHIP RES.	47k	1/16W	5%	RMC1/16 473JATP	J24185473		1-	A	E5
R 4112	CHIP RES.	10k	1/16W	5%	RMC1/16 103JATP	J24185103		1-	A	E3
R 4113	CHIP RES.	10k	1/16W	5%	RMC1/16 103JATP	J24185103		1-	B	c4
R 4116	CHIP RES.	47k	1/16W	5%	RMC1/16 473JATP	J24185473		1-	A	F4
R 4117	CHIP RES.	470k	1/16W	1%	RMC1/16 474FTP	J24183474		1-	B	d2
R 4118	CHIP RES.	470k	1/16W	1%	RMC1/16 474FTP	J24183474		1-	B	d2
R 4119	CHIP RES.	4.7k	1/16W	5%	RMC1/16 472JATP	J24185472		1-	B	e1
R 4120	CHIP RES.	12k	1/16W	5%	RMC1/16 123JATP	J24185123		1-	A	F5
R 4121	CHIP RES.	470k	1/16W	1%	RMC1/16 474FTP	J24183474		1-	B	e2
R 4122	CHIP RES.	2.2M	1/16W	5%	RMC1/16 225JATP	J24185225		1-	B	c4
R 4123	CHIP RES.	10k	1/16W	5%	RMC1/16 103JATP	J24185103		1-	A	D2
R 4124	CHIP RES.	220k	1/16W	5%	RMC1/16 224JATP	J24185224		1-	B	e1
R 4125	CHIP RES.	10k	1/16W	5%	RMC1/16 103JATP	J24185103		1-	A	D4
R 4126	CHIP RES.	470k	1/16W	1%	RMC1/16 474FTP	J24183474		1-	B	e2
R 4127	CHIP RES.	330	1/16W	5%	RMC1/16 331JATP	J24185331		1-	B	g5
R 4128	CHIP RES.	47k	1/16W	5%	RMC1/16 473JATP	J24185473		1-	B	d4
R 4129	CHIP RES.	100k	1/16W	5%	RMC1/16 104JATP	J24185104		1-	A	F4
R 4130	CHIP RES.	330k	1/16W	5%	RMC1/16 334JATP	J24185334		1-	B	e4
R 4131	CHIP RES.	100k	1/16W	5%	RMC1/16 104JATP	J24185104		1-	B	e1
R 4132	CHIP RES.	100k	1/16W	5%	RMC1/16 104JATP	J24185104		1-	B	e1
R 4133	CHIP RES.	6.8k	1/16W	5%	RMC1/16 682JATP	J24185682		1-	A	D2
R 4134	CHIP RES.	150k	1/16W	5%	RMC1/16 154JATP	J24185154		1-	B	e4
R 4135	CHIP RES.	150k	1/16W	5%	RMC1/16 154JATP	J24185154		1-	A	F4

REF.	DESCRIPTION	VALUE	V/W	TOL.	MFR'S DESIG	VXSTD P/N	VERS.	LOT.	SIDE	LAYADR
R 4136	CHIP RES.	100k	1/16W	5%	RMC1/16 104JATP	J24185104		1-	B	e2
R 4137	CHIP RES.	10k	1/16W	5%	RMC1/16 103JATP	J24185103		1-	B	e4
R 4138	CHIP RES.	100k	1/16W	5%	RMC1/16 104JATP	J24185104		1-	B	e1
R 4139	CHIP RES.	120k	1/16W	1%	RMC1/16 124FTP	J24183124		1-	B	e2
R 4140	CHIP RES.	100k	1/16W	5%	RMC1/16 104JATP	J24185104		1-	B	e4
R 4141	CHIP RES.	150k	1/16W	5%	RMC1/16 154JATP	J24185154		1-	B	e4
R 4142	CHIP RES.	100k	1/16W	5%	RMC1/16 104JATP	J24185104		1-	A	E2
R 4143	CHIP RES.	100k	1/16W	5%	RMC1/16 104JATP	J24185104		1-	B	d4
R 4144	CHIP RES.	330	1/16W	5%	RMC1/16 331JATP	J24185331		1-	B	c5
R 4145	CHIP RES.	3.3k	1/16W	5%	RMC1/16 332JATP	J24185332		1-	A	F4
R 4147	CHIP RES.	0	1/16W	5%	RMC1/16 000JATP	J24185000		1-	A	C5
R 4148	CHIP RES.	10k	1/16W	5%	RMC1/16 103JATP	J24185103		1-	B	c5
R 4149	CHIP RES.	10k	1/16W	5%	RMC1/16 103JATP	J24185103		1-	B	c6
R 4150	CHIP RES.	100k	1/16W	5%	RMC1/16 104JATP	J24185104		1-	B	e2
R 4151	CHIP RES.	470k	1/16W	5%	RMC1/16 474JATP	J24185474		1-	B	e2
R 4152	CHIP RES.	10k	1/16W	5%	RMC1/16 103JATP	J24185103		1-	A	C5
R 4153	CHIP RES.	330	1/16W	5%	RMC1/16 331JATP	J24185331		1-	B	g5
R 4154	CHIP RES.	330	1/16W	5%	RMC1/16 331JATP	J24185331		1-	B	f5
R 4155	CHIP RES.	100k	1/16W	5%	RMC1/16 104JATP	J24185104		1-21	B	e2
R 4155	CHIP RES.	82k	1/16W	5%	RMC1/16 823JATP	J24185823	VERS. A	22-	B	e2
R 4155	CHIP RES.	82k	1/16W	5%	RMC1/16 823JATP	J24185823	VERS. BS1	62-	B	e2
R 4155	CHIP RES.	100k	1/16W	5%	RMC1/16 104JATP	J24185104	VERS. D	22-	B	e2
R 4156	CHIP RES.	10k	1/16W	5%	RMC1/16 103JATP	J24185103		1-	A	C5
R 4157	CHIP RES.	100k	1/16W	5%	RMC1/16 104JATP	J24185104		1-	B	d2
R 4158	CHIP RES.	10k	1/16W	5%	RMC1/16 103JATP	J24185103		1-	A	E1
R 4159	CHIP RES.	47k	1/16W	5%	RMC1/16 473JATP	J24185473		1-	A	D2
R 4160	CHIP RES.	82k	1/16W	5%	RMC1/16 823JATP	J24185823		1-	A	E2
R 4161	CHIP RES.	10k	1/16W	5%	RMC1/16 103JATP	J24185103		1-	B	e2
R 4162	CHIP RES.	10k	1/16W	5%	RMC1/16 103JATP	J24185103		1-	A	F3
R 4163	CHIP RES.	10k	1/16W	5%	RMC1/16 103JATP	J24185103		1-	A	F3
R 4164	CHIP RES.	6.8k	1/16W	5%	RMC1/16 682JATP	J24185682		1-	B	e2
R 4165	CHIP RES.	560	1/16W	5%	RMC1/16 561JATP	J24185561		1-	B	c6
R 4166	CHIP RES.	150k	1/16W	5%	RMC1/16 154JATP	J24185154		1-	B	e2
R 4167	CHIP RES.	4.7k	1/16W	5%	RMC1/16 472JATP	J24185472		1-	A	F3
R 4168	CHIP RES.	100	1/16W	5%	RMC1/16 101JATP	J24185101		1-	A	F3
R 4169	CHIP RES.	56k	1/16W	5%	RMC1/16 563JATP	J24185563		1-	A	G5
R 4170	CHIP RES.	100k	1/16W	5%	RMC1/16 104JATP	J24185104		1-	B	d2
R 4171	CHIP RES.	1k	1/16W	5%	RMC1/16 102JATP	J24185102		1-	A	D3
R 4172	CHIP RES.	2.2k	1/16W	5%	RMC1/16 222JATP	J24185222		1-	A	F3
R 4173	CHIP RES.	100k	1/16W	5%	RMC1/16 104JATP	J24185104		1-	B	d2
R 4174	CHIP RES.	560k	1/16W	5%	RMC1/16 564JATP	J24185564		1-	B	b5
R 4175	CHIP RES.	47k	1/16W	5%	RMC1/16 473JATP	J24185473		1-	B	d2
R 4176	CHIP RES.	47k	1/16W	5%	RMC1/16 473JATP	J24185473		1-	B	d2
R 4177	CHIP RES.	47k	1/16W	5%	RMC1/16 473JATP	J24185473		1-	A	F3
R 4178	CHIP RES.	47k	1/16W	5%	RMC1/16 473JATP	J24185473		1-	A	F3
R 4179	CHIP RES.	47k	1/16W	5%	RMC1/16 473JATP	J24185473		1-	A	F3
R 4180	CHIP RES.	10k	1/16W	5%	RMC1/16 103JATP	J24185103		1-	A	F2
R 4181	CHIP RES.	3.3k	1/16W	5%	RMC1/16 332JATP	J24185332		1-	A	G5
R 4182	CHIP RES.	2.7k	1/16W	5%	RMC1/16 272JATP	J24185272		1-	A	G5
R 4183	CHIP RES.	47k	1/16W	5%	RMC1/16 473JATP	J24185473		1-	B	d2
R 4184	CHIP RES.	47k	1/16W	5%	RMC1/16 473JATP	J24185473		1-	B	d2
R 4185	CHIP RES.	47k	1/16W	5%	RMC1/16 473JATP	J24185473		1-	B	d2
R 4186	CHIP RES.	27k	1/16W	5%	RMC1/16 273JATP	J24185273		1-	A	G5
R 4187	CHIP RES.	10k	1/16W	5%	RMC1/16 103JATP	J24185103		1-	A	F4
R 4188	CHIP RES.	47k	1/16W	5%	RMC1/16 473JATP	J24185473		1-	B	d3
R 4189	CHIP RES.	47k	1/16W	5%	RMC1/16 473JATP	J24185473		1-	B	d3
R 4190	CHIP RES.	100k	1/16W	5%	RMC1/16 104JATP	J24185104		1-	A	F3
R 4191	CHIP RES.	47k	1/16W	5%	RMC1/16 473JATP	J24185473		1-	B	d3
R 4192	CHIP RES.	39k	1/16W	5%	RMC1/16 393JATP	J24185393		1-	B	c3
R 4193	CHIP RES.	4.7k	1/16W	5%	RMC1/16 472JATP	J24185472		1-	A	F2
R 4194	CHIP RES.	220k	1/16W	5%	RMC1/16 224JATP	J24185224		1-	B	d3
R 4195	CHIP RES.	1.8k	1/16W	5%	RMC1/16 182JATP	J24185182		1-	A	F2
R 4196	CHIP RES.	0	1/16W	5%	RMC1/16 000JATP	J24185000		1-	B	d3
R 4197	CHIP RES.	47k	1/16W	5%	RMC1/16 473JATP	J24185473		1-	A	G5
R 4198	CHIP RES.	4.7k	1/16W	5%	RMC1/16 472JATP	J24185472		1-	A	F2
R 4199	CHIP RES.	270k	1/16W	5%	RMC1/16 274JATP	J24185274		1-	B	c3
R 4200	CHIP RES.	330k	1/16W	5%	RMC1/16 334JATP	J24185334		1-	B	c3

CNTL Unit

Parts List

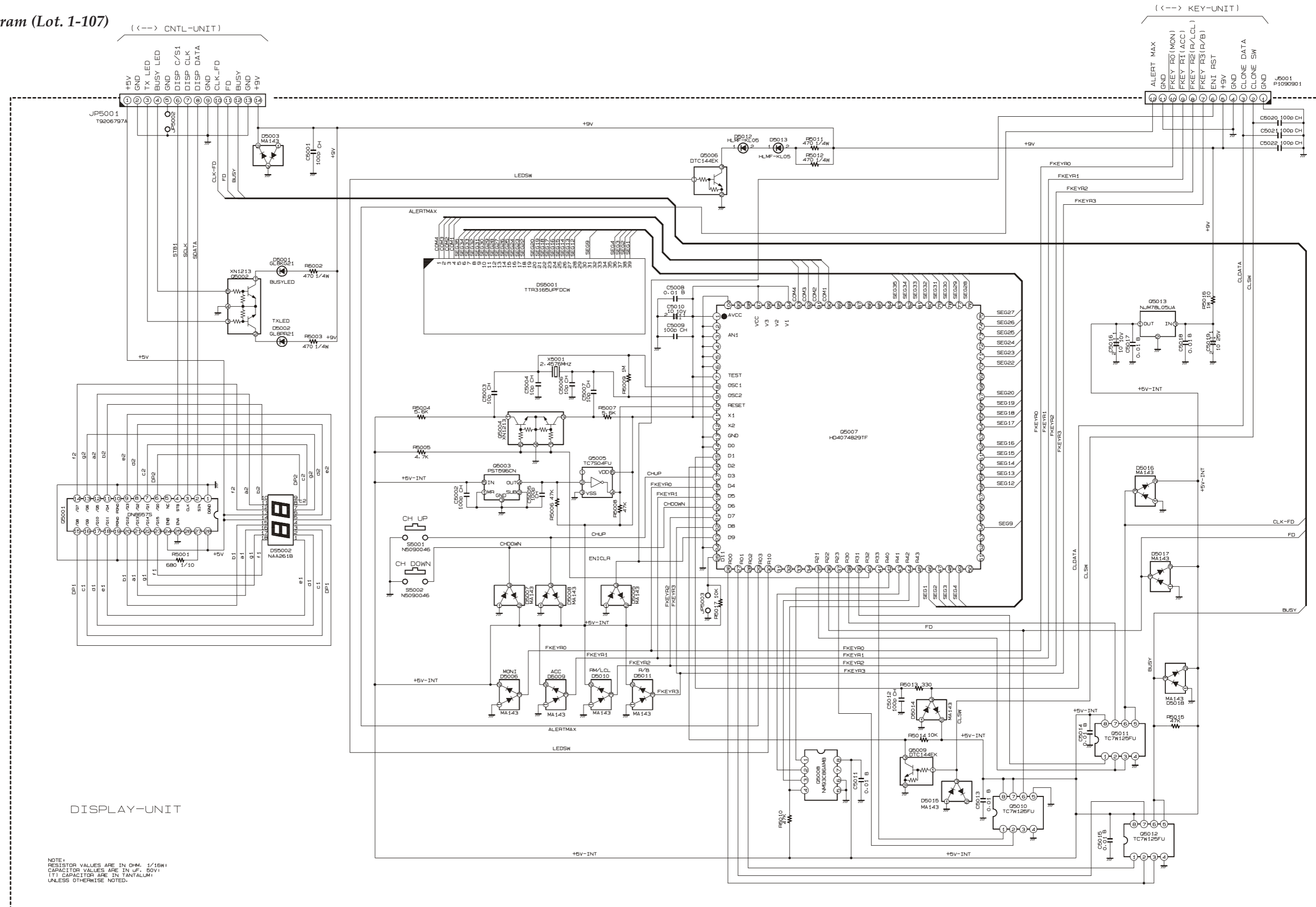
REF.	DESCRIPTION	VALUE	V/W	TOL.	MFR'S DESIG	VXSTD P/N	VERS.	LOT.	SIDE	LAYADR
R 4202	CHIP RES.	82k	1/16W	5%	RMC1/16 823JATP	J24185823		1-	B	b5
R 4203	CHIP RES.	3.3M	1/16W	5%	RMC1/16 335JATP	J24185335		1-	B	c3
R 4204	CHIP RES.	1.8k	1/16W	5%	RMC1/16 182JATP	J24185182		1-	A	F2
R 4205	CHIP RES.	15k	1/16W	5%	RMC1/16 153JATP	J24185153		1-	A	F3
R 4206	CHIP RES.	10k	1/16W	5%	RMC1/16 103JATP	J24185103		1-	A	F3
R 4207	CHIP RES.	10k	1/16W	5%	RMC1/16 103JATP	J24185103		1-	A	F3
R 4209	CHIP RES.	10k	1/16W	5%	RMC1/16 103JATP	J24185103		1-	A	F2
R 4210	CHIP RES.	39k	1/16W	5%	RMC1/16 393JATP	J24185393		1-	B	c3
R 4211	CHIP RES.	1k	1/16W	5%	RMC1/16 102JATP	J24185102		1-	B	c2
R 4212	CHIP RES.	6.8k	1/16W	5%	RMC1/16 682JATP	J24185682		1-	A	G4
R 4214	CHIP RES.	220k	1/16W	5%	RMC1/16 224JATP	J24185224		1-	B	c3
R 4215	CHIP RES.	0	1/16W	5%	RMC1/16 000JATP	J24185000		1-	B	c4
R 4216	CHIP RES.	150k	1/16W	5%	RMC1/16 154JATP	J24185154		1-	A	F2
R 4217	CHIP RES.	15k	1/16W	5%	RMC1/16 153JATP	J24185153		1-	A	F2
R 4218	CHIP RES.	10k	1/16W	5%	RMC1/16 103JATP	J24185103		1-	A	F4
R 4219	CHIP RES.	15k	1/16W	5%	RMC1/16 153JATP	J24185153		1-	A	F2
R 4220	CHIP RES.	4.7k	1/16W	5%	RMC1/16 472JATP	J24185472		1-	B	c2
R 4221	CHIP RES.	10k	1/16W	5%	RMC1/16 103JATP	J24185103		1-	A	F3
R 4222	CHIP RES.	1k	1/16W	5%	RMC1/16 102JATP	J24185102		1-	A	F1
R 4223	CHIP RES.	8.2k	1/16W	5%	RMC1/16 822JATP	J24185822		1-	A	F3
R 4224	CHIP RES.	1k	1/16W	5%	RMC1/16 102JATP	J24185102		1-	A	F2
R 4225	CHIP RES.	1k	1/16W	5%	RMC1/16 102JATP	J24185102		1-	B	c1
R 4226	CHIP RES.	82k	1/16W	5%	RMC1/16 823JATP	J24185823		1-	B	c2
R 4227	CHIP RES.	560k	1/16W	5%	RMC1/16 564JATP	J24185564		1-	B	c3
R 4228	CHIP RES.	56k	1/16W	5%	RMC1/16 563JATP	J24185563		1-	A	G4
R 4229	CHIP RES.	12k	1/16W	5%	RMC1/16 123JATP	J24185123		1-	A	G5
R 4230	CHIP RES.	68k	1/16W	5%	RMC1/16 683JATP	J24185683		1-	B	c3
R 4231	CHIP RES.	10k	1/16W	5%	RMC1/16 103JATP	J24185103		1-	A	F1
R 4232	CHIP RES.	68k	1/16W	5%	RMC1/16 683JATP	J24185683		1-	A	F1
R 4233	CHIP RES.	10k	1/16W	5%	RMC1/16 103JATP	J24185103		1-	A	F1
R 4234	CHIP RES.	68k	1/16W	5%	RMC1/16 683JATP	J24185683		1-	B	c1
R 4235	CHIP RES.	0	1/16W	5%	RMC1/16 000JATP	J24185000		1-	B	c3
R 4236	CHIP RES.	100k	1/16W	5%	RMC1/16 104JATP	J24185104		1-	B	b5
R 4237	CHIP RES.	470	1/16W	5%	RMC1/16 471JATP	J24185471		1-	A	H1
R 4238	CHIP RES.	680	1/16W	5%	RMC1/16 681JATP	J24185681		1-	B	c1
R 4239	CHIP RES.	33k	1/16W	5%	RMC1/16 333JATP	J24185333		1-	A	G2
R 4240	CHIP RES.	0	1/16W	5%	RMC1/16 000JATP	J24185000		1-	B	a3
R 4241	CHIP RES.	4.7k	1/16W	5%	RMC1/16 472JATP	J24185472		1-	A	F2
R 4242	CHIP RES.	560k	1/16W	5%	RMC1/16 564JATP	J24185564		1-	B	c3
R 4243	CHIP RES.	2.7k	1/16W	5%	RMC1/16 272JATP	J24185272		1-	A	H4
R 4244	CHIP RES.	270k	1/16W	5%	RMC1/16 274JATP	J24185274		1-	B	a4
R 4245	CHIP RES.	1M	1/16W	5%	RMC1/16 105JATP	J24185105		1-	A	H3
R 4246	CHIP RES.	22k	1/16W	5%	RMC1/16 223JATP	J24185223		1-	A	G4
R 4247	CHIP RES.	10k	1/16W	5%	RMC1/16 103JATP	J24185103		1-	B	c2
R 4248	CHIP RES.	100k	1/16W	5%	RMC1/16 104JATP	J24185104		1-	A	G4
R 4249	CHIP RES.	68k	1/16W	5%	RMC1/16 683JATP	J24185683		1-	B	c1
R 4250	CHIP RES.	8.2k	1/16W	5%	RMC1/16 822JATP	J24185822		1-	B	c2
R 4251	CHIP RES.	270k	1/16W	5%	RMC1/16 274JATP	J24185274		1-	B	b4
R 4252	CHIP RES.	560k	1/16W	5%	RMC1/16 564JATP	J24185564		1-	B	c3
R 4253	CHIP RES.	100k	1/16W	5%	RMC1/16 104JATP	J24185104		1-	B	b4
R 4254	CHIP RES.	56k	1/16W	5%	RMC1/16 563JATP	J24185563		1-	A	G3
R 4255	CHIP RES.	82k	1/16W	5%	RMC1/16 823JATP	J24185823		1-	B	c2
R 4256	CHIP RES.	47k	1/16W	5%	RMC1/16 473JATP	J24185473		1-	B	a3
R 4257	CHIP RES.	18k	1/16W	5%	RMC1/16 183JATP	J24185183		1-	B	b3
R 4258	CHIP RES.	56k	1/16W	5%	RMC1/16 563JATP	J24185563		1-	A	G4
R 4259	CHIP RES.	8.2k	1/16W	5%	RMC1/16 822JATP	J24185822		1-	A	F1
R 4260	CHIP RES.	10k	1/16W	5%	RMC1/16 103JATP	J24185103		1-	A	G4
R 4261	CHIP RES.	10k	1/16W	5%	RMC1/16 103JATP	J24185103		1-	A	F1
R 4262	CHIP RES.	1.2k	1/16W	5%	RMC1/16 122JATP	J24185122		1-	B	a1
R 4263	CHIP RES.	12k	1/16W	5%	RMC1/16 123JATP	J24185123		1-	B	c3
R 4264	CHIP RES.	47k	1/16W	5%	RMC1/16 473JATP	J24185473		1-	B	b4
R 4265	CHIP RES.	8.2k	1/16W	5%	RMC1/16 822JATP	J24185822		1-	A	G4
R 4266	CHIP RES.	100k	1/16W	5%	RMC1/16 104JATP	J24185104		1-	A	F2
R 4267	CHIP RES.	2.7	1/10W	5%	RMC1/10T 2R7J	J24205279		1-	A	H4
R 4268	CHIP RES.	100k	1/16W	5%	RMC1/16 104JATP	J24185104		1-	B	c1
R 4269	CHIP RES.	3.3k	1/16W	5%	RMC1/16 332JATP	J24185332		1-	B	a3
R 4270	CHIP RES.	18k	1/16W	5%	RMC1/16 183JATP	J24185183		1-	B	b1

REF.	DESCRIPTION	VALUE	V/W	TOL.	MFR'S DESIG	VXSTD P/N	VERS.	LOT.	SIDE	LAYADR
R 4271	CHIP RES.	220k	1/16W	5%	RMC1/16 224JATP	J24185224		1-	B	b5
R 4272	CHIP RES.	100k	1/16W	5%	RMC1/16 104JATP	J24185104		1-	B	b1
R 4273	CHIP RES.	47k	1/16W	5%	RMC1/16 473JATP	J24185473		1-	B	c3
R 4274	CHIP RES.	100k	1/16W	5%	RMC1/16 104JATP	J24185104		1-	B	b4
R 4275	CHIP RES.	560	1/16W	5%	RMC1/16 561JATP	J24185561		1-	B	b1
R 4276	CHIP RES.	270	1/10W	5%	RMC1/10T 271J	J24205271		1-	B	a4
R 4277	CHIP RES.	33k	1/16W	5%	RMC1/16 333JATP	J24185333		1-	B	b4
R 4278	CHIP RES.	100k	1/16W	5%	RMC1/16 104JATP	J24185104		1-	B	c2
R 4279	CHIP RES.	100k	1/16W	5%	RMC1/16 104JATP	J24185104		1-	A	G4
R 4280	CHIP RES.	100k	1/16W	5%	RMC1/16 104JATP	J24185104		1-	B	c2
R 4281	CHIP RES.	3.9k	1/16W	5%	RMC1/16 392JATP	J24185392		1-	A	G4
R 4282	CHIP RES.	100k	1/16W	5%	RMC1/16 104JATP	J24185104		1-	A	G4
R 4283	CHIP RES.	560	1/16W	5%	RMC1/16 561JATP	J24185561		1-	B	b2
R 4284	CHIP RES.	1	1/10W	5%	RMC1/10T 1R0J	J24205010		1-	B	a4
R 4285	CHIP RES.	4.7k	1/16W	5%	RMC1/16 472JATP	J24185472		1-	A	G4
R 4286	CHIP RES.	4.7	1W	5%	RMC1 4R7JTE	J24305479		1-	B	a5
R 4287	CHIP RES.	10k	1/16W	5%	RMC1/16 103JATP	J24185103		1-	A	E3
R 4288	CHIP RES.	4.7	1W	5%	RMC1 4R7JTE	J24305479		1-	B	b5
R 4289	CHIP RES.	100k	1/16W	5%	RMC1/16 104JATP	J24185104		1-	B	c2
R 4290	CHIP RES.	100k	1/16W	5%	RMC1/16 104JATP	J24185104		1-	B	c2
R 4292	CHIP RES.	10k	1/16W	5%	RMC1/16 103JATP	J24185103		1-	B	f3
R 4293	CHIP RES.	10k	1/16W	5%	RMC1/16 103JATP	J24185103		1-	B	f3
R 4294	CHIP RES.	4.7k	1/16W	5%	RMC1/16 472JATP	J24185472		1-	A	F1
R 4295	CHIP RES.	560	1/16W	5%	RMC1/16 561JATP	J24185561		1-	B	h2
R 4296	CHIP RES.	1k	1/16W	5%	RMC1/16 102JATP	J24185102		1-	A	B4
R 4297	CHIP RES.	1k	1/16W	5%	RMC1/16 102JATP	J24185102		1-	A	B5
R 4298	CHIP RES.	4.7k	1/16W	5%	RMC1/16 472JATP	J24185472		1-	A	C5
R 4299	CHIP RES.	560	1/16W	5%	RMC1/16 561JATP	J24185561		1-	B	h2
R 4300	CHIP RES.	6.8k	1/16W	5%	RMC1/16 682JATP	J24185682		1-	A	E2
R 4301	CHIP RES.	10k	1/16W	5%	RMC1/16 103JATP	J24185103		1-	B	e2
R 4302	CHIP RES.	120k	1/16W	5%	RMC1/16 124JATP	J24185124		1-	A	E3
R 4303	CHIP RES.	120k	1/16W	5%	RMC1/16 124JATP	J24185124		1-	A	E3
R 4304	CHIP RES.	120k	1/16W	5%	RMC1/16 124JATP	J24185124		1-	A	E3
R 4305	CHIP RES.	120k	1/16W	5%	RMC1/16 124JATP	J24185124		1-	B	d3
R 4306	CHIP RES.	120k	1/16W	5%	RMC1/16 124JATP	J24185124		1-	B	d3
R 4307	CHIP RES.	2.2k	1/16W	5%	RMC1/16 222JATP	J24185222		1-	B	c3
R 4308	CHIP RES.	0	1/16W	5%	RMC1/16 000JATP	J24185000		1-	B	d3
R 4309	CHIP RES.	33k	1/16W	5%	RMC1/16 333JATP	J24185333		1-	B	d3
R 4310	CHIP RES.	1.5M	1/16W	5%	RMC1/16 155JATP	J24185155		1-	B	d3
R 4311	CHIP RES.	220k	1/16W	5%	RMC1/16 224JATP	J24185224		1-	B	d3
R 4312	CHIP RES.	100k	1/16W	5%	RMC1/16 104JATP	J24185104		1-	A	F3
R 4313	CHIP RES.	10k	1/16W	5%	RMC1/16 103JATP	J24185103		1-	A	E3
R 4314	CHIP RES.	6.8k	1/16W	5%	RMC1/16 682JATP	J24185682		1-	A	F3
R 4315	CHIP RES.	4.7k	1/16W	5%	RMC1/16 472JATP	J24185472		1-	A	G4
R 4316	CHIP RES.	0	1/16W	5%	RMC1/16 000JATP	J24185000		1-	A	G5
R 4318	CHIP RES.	18k	1/16W	5%	RMC1/16 183JATP	J24185183		1-	B	d2
R 4319	CHIP RES.	1k	1/16W	5%	RMC1/16 102JATP	J24185102		1-	A	G1
R 4322	CHIP RES.	0	1/16W	5%	RMC1/16 000JATP	J24185000		1-	B	c5
R 4401	CHIP RES.	0	1/16W	5%	RMC1/16 000JATP	J24185000		1-		
R 4402	CHIP RES.	0	1/16W	5%	RMC1/16 000JATP	J24185000		1-		
R 4403	CHIP RES.	0	1/16W	5%	RMC1/16 000JATP	J24185000		1-		
R 4404	CHIP RES.	0	1/16W	5%	RMC1/16 000JATP	J24185000		1-		
R 4405	CHIP RES.	0	1/16W	5%	RMC1/16 000JATP	J24185000		1-		
R 4406	CHIP RES.	0	1/16W	5%	RMC1/16 000JATP	J24185000		1-		
S 4001	SLIDE SWITCH				SSSS21	N6090069		1-	A	G3
S 4002	SLIDE SWITCH				SSSS21	N6090069		1-	A	G1
T 4001	AF TRANS.				12T01	L2190049		1-	A	H2
T 4002	AF TRANS.				12T01	L2190049		1-	A	H3
VR4001	POT.	100k			EVN-5ESX50B15	J51811104		1-130	A	D3
VR4001	POT.	100k			EVM3V SX50B15	J51843104		131-	A	D3
VR4002	POT.	10k			EVN-5ESX50B14	J51811103		1-130	A	G3
VR4002	POT.	10k			EVM3V SX50B14	J51843103		131-	A	G3
VR4003	POT.	10k			EVN-5ESX50B14	J51811103		1-130	A	G2
VR4003	POT.	10k			EVM3V SX50B14	J51843103		131-	A	G2
X 4001	XTAL HC-49/S3	16MHz			16.000MHZ	H0103174		1-	A	C4
X 4002	XTAL HC-49/4H	4.194304MHz			4.194304MHZ	H0103081		1-	A	E5
	HEAT SINK				SP143K	S5000217		1-		

CNTL Unit

Note

Circuit Diagram (Lot. 1-107)

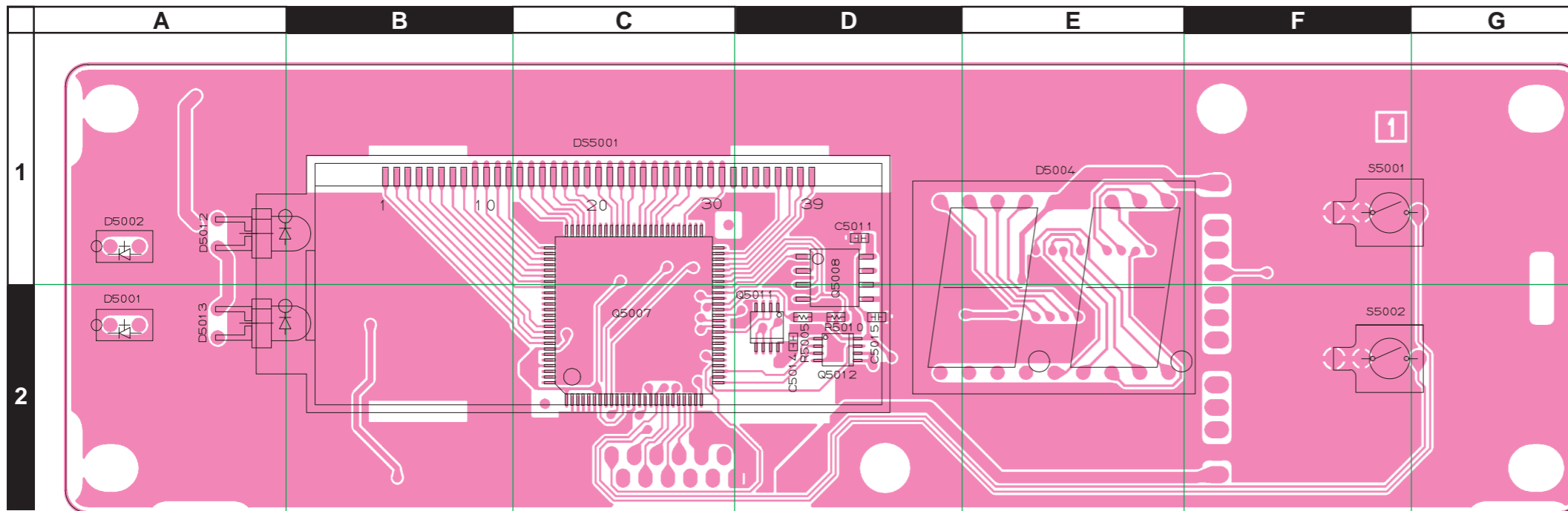


DISPLAY-UNIT

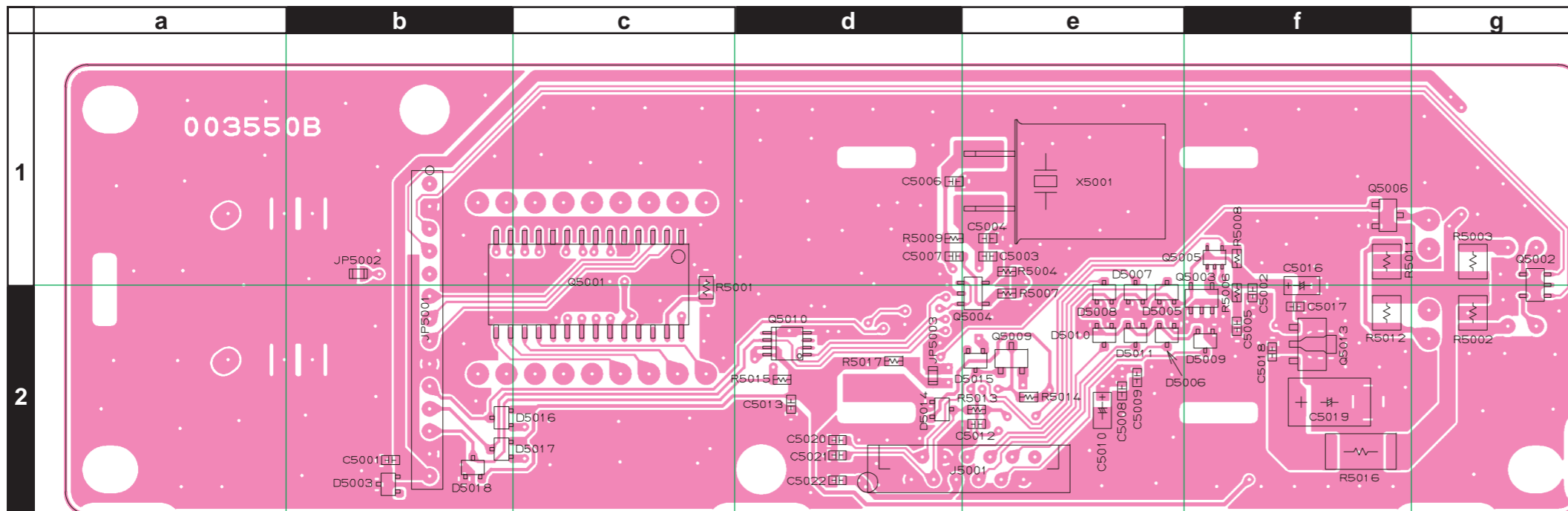
NOTE:
RESISTOR VALUES ARE IN OHM. 1/16W;
CAPACITOR VALUES ARE IN UF. 50V;
(T) CAPACITOR ARE IN TANTALUM;
UNLESS OTHERWISE NOTED.

Display Unit

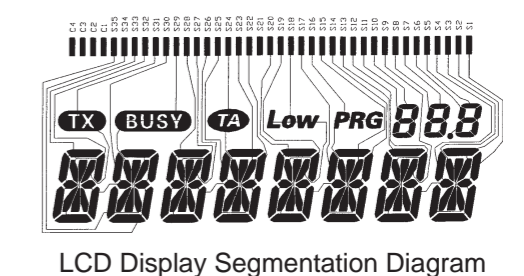
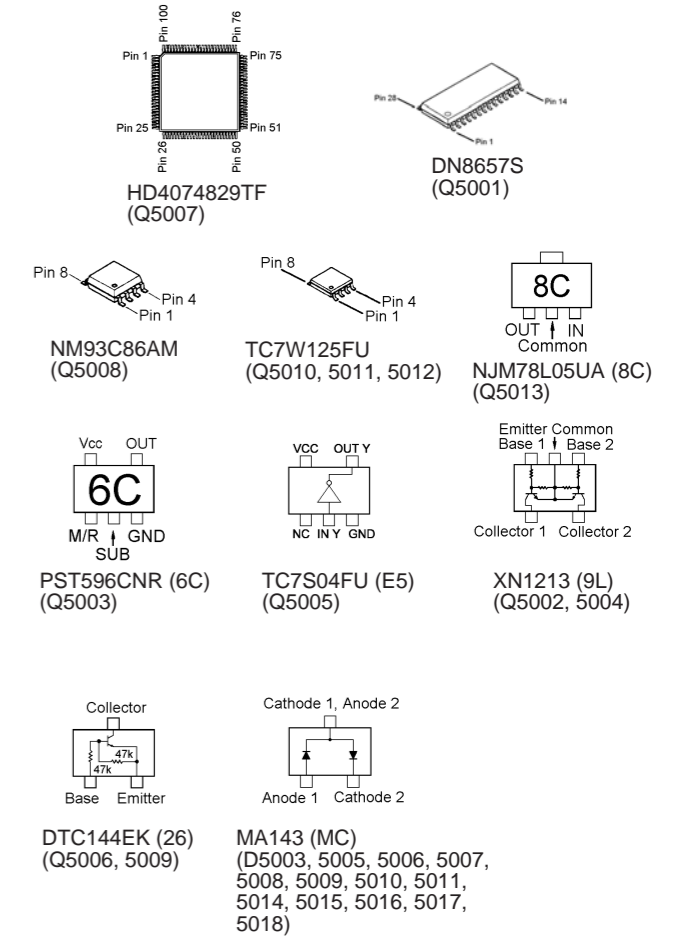
Parts Layout (Lot. 1-107)



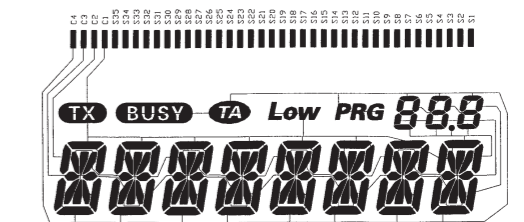
Side A



Side B

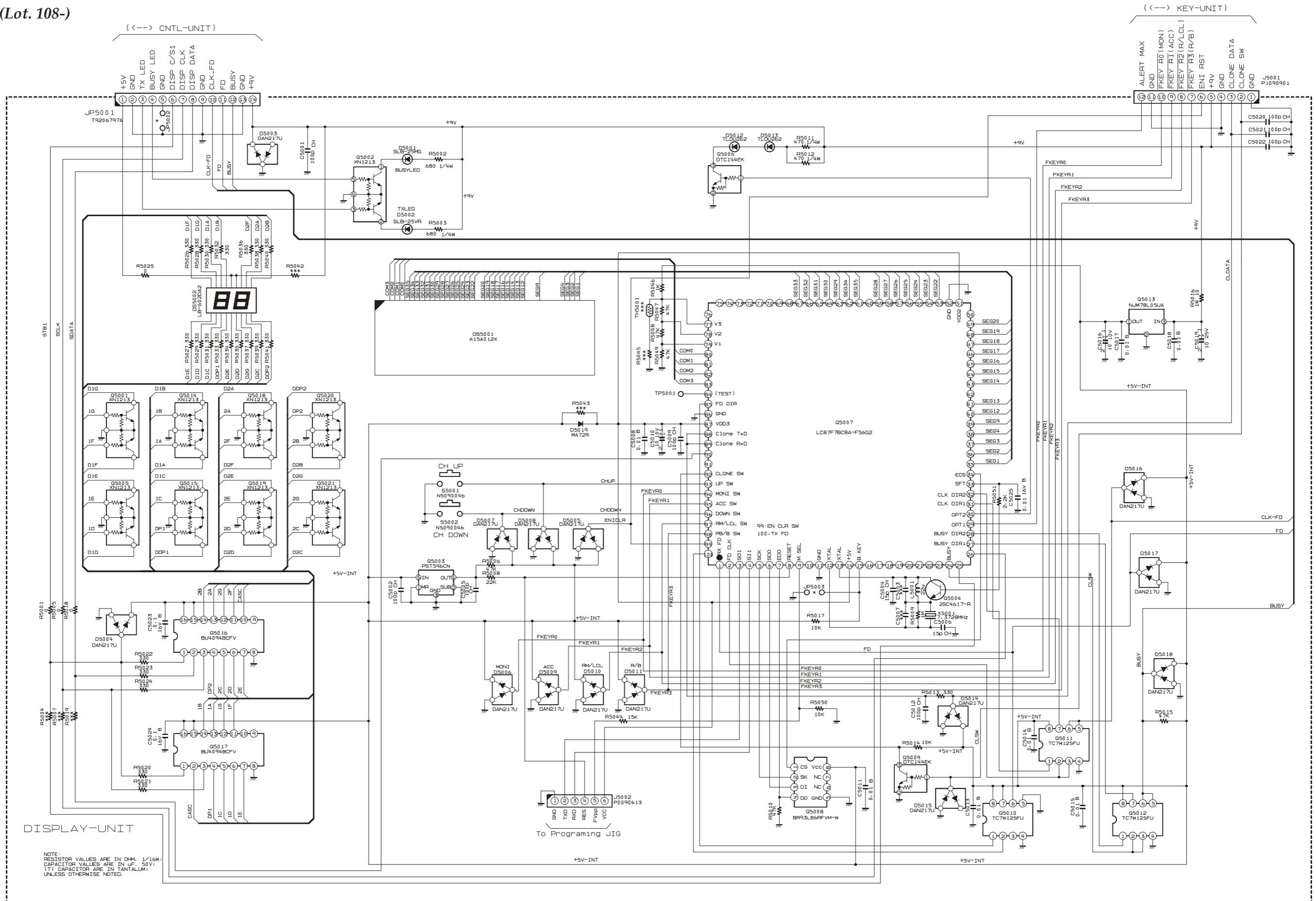


LCD Display Segmentation Diagram



LCD Display Backplane Diagram

Circuit Diagram (Lot. 108-)



Display Unit

Parts List

REF.	DESCRIPTION	VALUE	V/W	TOL.	MFR'S DESIG	VXSTD P/N	VERS.	LOT.	SIDE	LAYADR
PCB with Components						CS1686001				
C 5001	CHIP CAP.	100pF	50V	CH	GRM1882C1H101JA01D	K22174235		1-	B	b2
C 5002	CHIP CAP.	100pF	50V	CH	GRM1882C1H101JA01D	K22174235		1-	B	f2
C 5003	CHIP CAP.	10pF	50V	CH	GRM1882C1H100JA01D	K22174211		1-107	B	e1
C 5004	CHIP CAP.	10pF	50V	CH	GRM1882C1H100JA01D	K22174211		1-107	B	e1
C 5004	CHIP CAP.	15pF	50V	CH	GRM1882C1H150JA01D	K22174215		108-	B	e1
C 5005	CHIP CAP.	100pF	50V	CH	GRM1882C1H101JA01D	K22174235		1-	B	f2
C 5006	CHIP CAP.	10pF	50V	CH	GRM1882C1H100JA01D	K22174211		1-107	B	d1
C 5006	CHIP CAP.	15pF	50V	CH	GRM1882C1H150JA01D	K22174215		108-	B	d1
C 5007	CHIP CAP.	10pF	50V	CH	GRM1882C1H100JA01D	K22174211		1-107	B	d1
C 5008	CHIP CAP.	0.01uF	50V	B	GRM188B11H103KA01D	K22174823		1-	B	e2
C 5009	CHIP CAP.	100pF	50V	CH	GRM1882C1H101JA01D	K22174235		1-	B	e2
C 5010	CHIP TA.CAP.	10uF	10V		TEESVA1A106M8R	K78100028		1-	B	e2
C 5011	CHIP CAP.	0.01uF	50V	B	GRM188B11H103KA01D	K22174823		1-	A	D1
C 5012	CHIP CAP.	100pF	50V	CH	GRM1882C1H101JA01D	K22174235		1-	B	e2
C 5013	CHIP CAP.	0.01uF	50V	B	GRM188B11H103KA01D	K22174823		1-	B	d2
C 5014	CHIP CAP.	0.01uF	50V	B	GRM188B11H103KA01D	K22174823		1-	A	D2
C 5015	CHIP CAP.	0.01uF	50V	B	GRM188B11H103KA01D	K22174823		1-	A	D2
C 5016	CHIP TA.CAP.	10uF	10V		TEESVA1A106M8R	K78100028		1-	B	f1
C 5017	CHIP CAP.	0.01uF	50V	B	GRM188B11H103KA01D	K22174823		1-	B	f2
C 5018	CHIP CAP.	0.01uF	50V	B	GRM188B11H103KA01D	K22174823		1-	B	f2
C 5019	CHIP TA.CAP.	10uF	25V		TEESVD1E106M12R	K78140018		1-	B	f2
C 5020	CHIP CAP.	100pF	50V	CH	GRM1882C1H101JA01D	K22174235		1-	B	d2
C 5021	CHIP CAP.	100pF	50V	CH	GRM1882C1H101JA01D	K22174235		1-	B	d2
C 5022	CHIP CAP.	100pF	50V	CH	GRM1882C1H101JA01D	K22174235		1-	B	d2
C 5023	CHIP CAP.	0.1uF	16V	B	GRM188B11C104KA01D	K22124805		108-		
C 5024	CHIP CAP.	0.1uF	16V	B	GRM188B11C104KA01D	K22124805		108-		
C 5025	CHIP CAP.	0.01uF	16V	B	ECUV1C103KBV	K22129510		108-128		
C 5025	CHIP CAP.	0.01uF	50V	B	GRM188B11H103KA01D	K22174823		129-		
D 5001	LED				GL8KG21	G2090625		1-107	A	A2
D 5001	LED				SLB-25MG	G2090807		108-	A	A2
D 5002	LED				GL8PR21	G2090395		1-107	A	A1
D 5002	LED				SLB-25VR	G2090806		108-	A	A1
D 5003	DIODE				MA143-(TX)	G2070536		1-107	B	b2
D 5003	DIODE				DAN217U T106	G2071236		108-	B	b2
D 5004	DIODE				DAN217U T106	G2071236		108-	A	E1
D 5005	DIODE				MA143-(TX)	G2070536		1-107	B	e2
D 5005	DIODE				DAN217U T106	G2071236		108-	B	e2
D 5006	DIODE				MA143-(TX)	G2070536		1-107	B	e2
D 5006	DIODE				DAN217U T106	G2071236		108-	B	e2
D 5007	DIODE				MA143-(TX)	G2070536		1-107	B	e2
D 5007	DIODE				DAN217U T106	G2071236		108-	B	e2
D 5008	DIODE				MA143-(TX)	G2070536		1-107	B	e2
D 5008	DIODE				DAN217U T106	G2071236		108-	B	e2
D 5009	DIODE				MA143-(TX)	G2070536		1-107	B	f2
D 5009	DIODE				DAN217U T106	G2071236		108-	B	f2
D 5010	DIODE				MA143-(TX)	G2070536		1-107	B	e2
D 5010	DIODE				DAN217U T106	G2071236		108-	B	e2
D 5011	DIODE				MA143-(TX)	G2070536		1-107	B	e2
D 5011	DIODE				DAN217U T106	G2071236		108-	B	e2
D 5012	LED				HLMF-KL05	G2090692		1-107	A	A1
D 5012	LED				TLOU262(F)	G2090763		108-160	A	A1
D 5012	LED				SLI-343DU3F	G2090824		161-	A	A1
D 5013	LED				HLMF-KL05	G2090692		1-107	A	A2
D 5013	LED				TLOU262(F)	G2090763		108-160	A	A2
D 5013	LED				SLI-343DU3F	G2090824		161-	A	A2
D 5014	DIODE				MA143-(TX)	G2070536		1-107	B	d2
D 5014	DIODE				DAN217U T106	G2071236		108-	B	d2
D 5015	DIODE				MA143-(TX)	G2070536		1-107	B	e2
D 5015	DIODE				DAN217U T106	G2071236		108-	B	e2
D 5016	DIODE				MA143-(TX)	G2070536		1-107	B	b2
D 5016	DIODE				DAN217U T106	G2071236		108-	B	b2
D 5017	DIODE				MA143-(TX)	G2070536		1-107	B	b2
D 5017	DIODE				DAN217U T106	G2071236		108-	B	b2
D 5018	DIODE				MA143-(TX)	G2070536		1-107	B	b2
D 5018	DIODE				DAN217U T106	G2071236		108-	B	b2
D 5019	DIODE				MA729-(TX)	G2070320		108-158		

Display Unit

Parts List

REF.	DESCRIPTION	VALUE	V/W	TOL.	MFR'S DESIG	VXSTD P/N	VERS.	LOT.	SIDE	LAYADR
D 5019	DIODE				DB2J31300L	G2071338		159-		
DS5001	LCD				TTR3165UPFDCW	G6090134		1-59	A	C1
DS5001	LCD				A15A012X	G6090159		60-169	A	C1
DS5001	LCD				GHG4346ST01	G6090226		170-	A	C1
DS5002	LED				NAA261-B	G2090745		1-107		
DS5002	LED				LB-602DA2	G2090779		108-		
J 5001	CONNECTOR				12FMZ-BT(LF)(SN)	P1090901		1-107	B	e2
J 5002	CONNECTOR				SB20-06WS	P0090613		108-		
JP5001	WIRE ASSY				A1367+	T9206797A		1-	B	b1
L 5001	M.RFC	22uH			FLC32T-220J	L1690219		108-160		
L 5001	M.RFC	22uH			NLV32T-220J-EF	L1691743		161-		
Q 5001	IC				DN8657S-E1V	G1092688		1-107	B	c1
Q 5001	TRANSISTOR				XN1213-(TX)	G3070194		108-160	B	c1
Q 5001	TRANSISTOR				DMC261030L	G3070445		168-	B	c1
Q 5002	TRANSISTOR				XN1213-(TX)	G3070194		1-167	B	g1
Q 5002	TRANSISTOR				DMC261030L	G3070445		168-	B	g1
Q 5003	IC				PST596CNR R59-2978	G1092588		1-	B	f2
Q 5004	TRANSISTOR				XN1213-(TX)	G3070194		1-107	B	e2
Q 5004	TRANSISTOR				2SC4617 TL R	G3346178R		108-	B	e2
Q 5005	IC				TC7S04FU(TE85R.F)	G1091530		1-107	B	f1
Q 5005	TRANSISTOR				XN1213-(TX)	G3070194		108-160	B	f1
Q 5005	TRANSISTOR				DMC261030L	G3070445		168-	B	f1
Q 5006	TRANSISTOR				DTC144EK T146	G3070033		1-	B	f1
Q 5007	IC				HD4074829TF R0320	G1093180		1-107	A	C2
Q 5007	IC				LC87F7BC8A-F56G2-E	G1094209		108-	A	C2
Q 5008	IC				NM93C86AM8(TAPING)	G1092512		1-57	A	D1
Q 5008	IC				NM93C86AM8(TAPING)	G1092512		58-107	A	D1
Q 5008	IC				BR93L86RFVM-WTR	G1094242		108-	A	D1
Q 5009	TRANSISTOR				DTC144EK T146	G3070033		1-	B	e2
Q 5010	IC				TC7W125FU(TE12L.F)	G1092923		1-	B	d2
Q 5011	IC				TC7W125FU(TE12L.F)	G1092923		1-	A	D2
Q 5012	IC				TC7W125FU(TE12L.F)	G1092923		1-	A	D2
Q 5013	IC				NJM78L05UA-TE1	G1091325		1-	B	f2
Q 5014	TRANSISTOR				XN1213-(TX)	G3070194		108-167		
Q 5014	TRANSISTOR				DMC261030L	G3070445		168-		
Q 5015	TRANSISTOR				XN1213-(TX)	G3070194		108-167		
Q 5015	TRANSISTOR				DMC261030L	G3070445		168-		
Q 5016	IC				BU4094BCFV-E2	G1093527		108-		
Q 5017	IC				BU4094BCFV-E2	G1093527		108-		
Q 5018	TRANSISTOR				XN1213-(TX)	G3070194		108-167		
Q 5018	TRANSISTOR				DMC261030L	G3070445		168-		
Q 5019	TRANSISTOR				XN1213-(TX)	G3070194		108-167		
Q 5019	TRANSISTOR				DMC261030L	G3070445		168-		
Q 5020	TRANSISTOR				XN1213-(TX)	G3070194		108-167		
Q 5020	TRANSISTOR				DMC261030L	G3070445		168-		
Q 5021	TRANSISTOR				XN1213-(TX)	G3070194		108-167		
Q 5021	TRANSISTOR				DMC261030L	G3070445		168-		
R 5001	CHIP RES.	680	1/10W	5%	RMC1/10T 681J	J24205681		1-107	B	c1
R 5001	CHIP RES.	0	1/16W	5%	RMC1/16 000JATP	J24185000		108-	B	c1
R 5002	CHIP RES.	470	1/4W	5%	RMC1/4 471JATP	J24245471		1-107	B	g2
R 5002	CHIP RES.	680	1/4W	5%	RMC1/4 681JATP	J24245681		108-	B	g2
R 5003	CHIP RES.	470	1/4W	5%	RMC1/4 471JATP	J24245471		1-107	B	g1
R 5003	CHIP RES.	680	1/4W	5%	RMC1/4 681JATP	J24245681		108-	B	g1
R 5004	CHIP RES.	5.6k	1/16W	5%	RMC1/16 562JATP	J24185562		1-107	B	e1
R 5005	CHIP RES.	4.7k	1/16W	5%	RMC1/16 472JATP	J24185472		1-107	A	D2
R 5005	CHIP RES.	0	1/16W	5%	RMC1/16 000JATP	J24185000		108-	A	D2
R 5006	CHIP RES.	47k	1/16W	5%	RMC1/16 473JATP	J24185473		1-	B	f2
R 5007	CHIP RES.	5.6k	1/16W	5%	RMC1/16 562JATP	J24185562		1-107	B	e2
R 5008	CHIP RES.	47k	1/16W	5%	RMC1/16 473JATP	J24185473		1-107	B	f1
R 5008	CHIP RES.	22k	1/16W	5%	RMC1/16 223JATP	J24185223		108-	B	f1
R 5009	CHIP RES.	1M	1/16W	5%	RMC1/16 105JATP	J24185105		1-	B	d1
R 5010	CHIP RES.	47k	1/16W	5%	RMC1/16 473JATP	J24185473		1-	A	D2
R 5011	CHIP RES.	470	1/4W	5%	RMC1/4 471JATP	J24245471		1-	B	f1
R 5012	CHIP RES.	470	1/4W	5%	RMC1/4 471JATP	J24245471		1-	B	f2
R 5013	CHIP RES.	330	1/16W	5%	RMC1/16 331JATP	J24185331		1-	B	e2
R 5014	CHIP RES.	10k	1/16W	5%	RMC1/16 103JATP	J24185103		1-	B	e2
R 5015	CHIP RES.	47k	1/16W	5%	RMC1/16 473JATP	J24185473		1-	B	d2

Display Unit

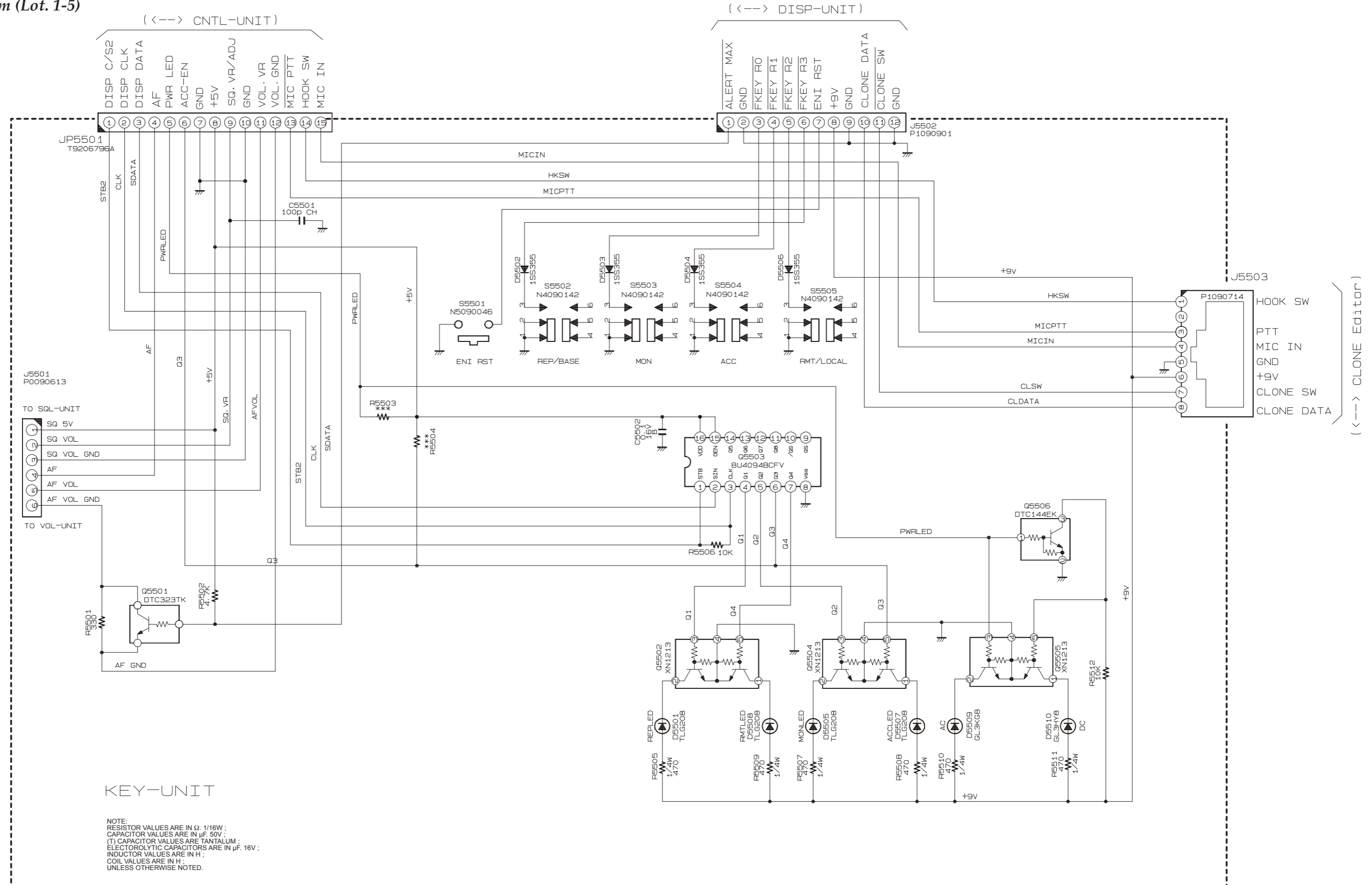
Parts List

REF.	DESCRIPTION	VALUE	V/W	TOL.	MFR'S DESIG	VXSTD P/N	VERS.	LOT.	SIDE	LAY ADR
R 5016	CHIP RES.	10	1W	5%	RMC1 100JTE	J24305100		1-	B	f2
R 5017	CHIP RES.	10k	1/16W	5%	RMC1/16 103JATP	J24185103		1-	B	d2
R 5018	CHIP RES.	0	1/16W	5%	RMC1/16 000JATP	J24185000		108-		
R 5020	CHIP RES.	330	1/16W	5%	RMC1/16 331JATP	J24185331		108-		
R 5021	CHIP RES.	330	1/16W	5%	RMC1/16 331JATP	J24185331		108-		
R 5022	CHIP RES.	330	1/16W	5%	RMC1/16 331JATP	J24185331		108-		
R 5023	CHIP RES.	330	1/16W	5%	RMC1/16 331JATP	J24185331		108-		
R 5024	CHIP RES.	330	1/16W	5%	RMC1/16 331JATP	J24185331		108-		
R 5025	CHIP RES.	0	1/16W	5%	RMC1/16 000JATP	J24185000		108-		
R 5026	CHIP RES.	330	1/10W	5%	RMC1/10T 331J	J24205331		108-		
R 5027	CHIP RES.	330	1/10W	5%	RMC1/10T 331J	J24205331		108-		
R 5028	CHIP RES.	330	1/10W	5%	RMC1/10T 331J	J24205331		108-		
R 5029	CHIP RES.	330	1/10W	5%	RMC1/10T 331J	J24205331		108-		
R 5030	CHIP RES.	330	1/10W	5%	RMC1/10T 331J	J24205331		108-		
R 5031	CHIP RES.	330	1/10W	5%	RMC1/10T 331J	J24205331		108-		
R 5032	CHIP RES.	330	1/10W	5%	RMC1/10T 331J	J24205331		108-		
R 5033	CHIP RES.	330	1/10W	5%	RMC1/10T 331J	J24205331		108-		
R 5034	CHIP RES.	330	1/10W	5%	RMC1/10T 331J	J24205331		108-		
R 5035	CHIP RES.	330	1/10W	5%	RMC1/10T 331J	J24205331		108-		
R 5036	CHIP RES.	330	1/10W	5%	RMC1/10T 331J	J24205331		108-		
R 5037	CHIP RES.	330	1/10W	5%	RMC1/10T 331J	J24205331		108-		
R 5038	CHIP RES.	330	1/10W	5%	RMC1/10T 331J	J24205331		108-		
R 5039	CHIP RES.	330	1/10W	5%	RMC1/10T 331J	J24205331		108-		
R 5040	CHIP RES.	330	1/10W	5%	RMC1/10T 331J	J24205331		108-		
R 5041	CHIP RES.	330	1/10W	5%	RMC1/10T 331J	J24205331		108-		
R 5044	CHIP RES.	15k	1/16W	5%	RMC1/16 153JATP	J24185153		108-		
R 5046	CHIP RES.	1k	1/16W	5%	RMC1/16 102JATP	J24185102		108-		
R 5047	CHIP RES.	47k	1/16W	5%	RMC1/16 473JATP	J24185473		108-		
R 5048	CHIP RES.	47k	1/16W	5%	RMC1/16 473JATP	J24185473		108-		
R 5049	CHIP RES.	47k	1/16W	5%	RMC1/16 473JATP	J24185473		108-		
R 5050	CHIP RES.	10k	1/16W	5%	RMC1/16 103JATP	J24185103		108-		
R 5051	CHIP RES.	2.2k	1/16W	5%	RMC1/16 222JATP	J24185222		108-		
S 5001	TACT SWITCH				EVQ-333 H=5.0(TAPE)	N5090046		1-	A	F1
S 5002	TACT SWITCH				EVQ-333 H=5.0(TAPE)	N5090046		1-	A	F2
X 5001	XTAL HC-49/U.2S	2.4576MHz			2.4576MHZ	H0103166		1-107	B	e1
X 5001	XTAL U3B	7.3728MHz			7.3728MHZ	H0103280		108-	B	e1
	LCD HOLDER					RA0014900		1-		
	LIGHT GUIDE					RA0013200		1-		
	REFLECTOR SHEET					RA0013500		1-		
	DIFFUSER SHEET					RA0013600		1-		
	INTER CONNECTOR					RA0013700		1-		
	SPONGE RUBBER					R7130200		1-		
	LED SPACER				LH-5-4	S6000237		1-		
	LED SPACER				LH-5-2	S6000235		1-107		

Display Unit

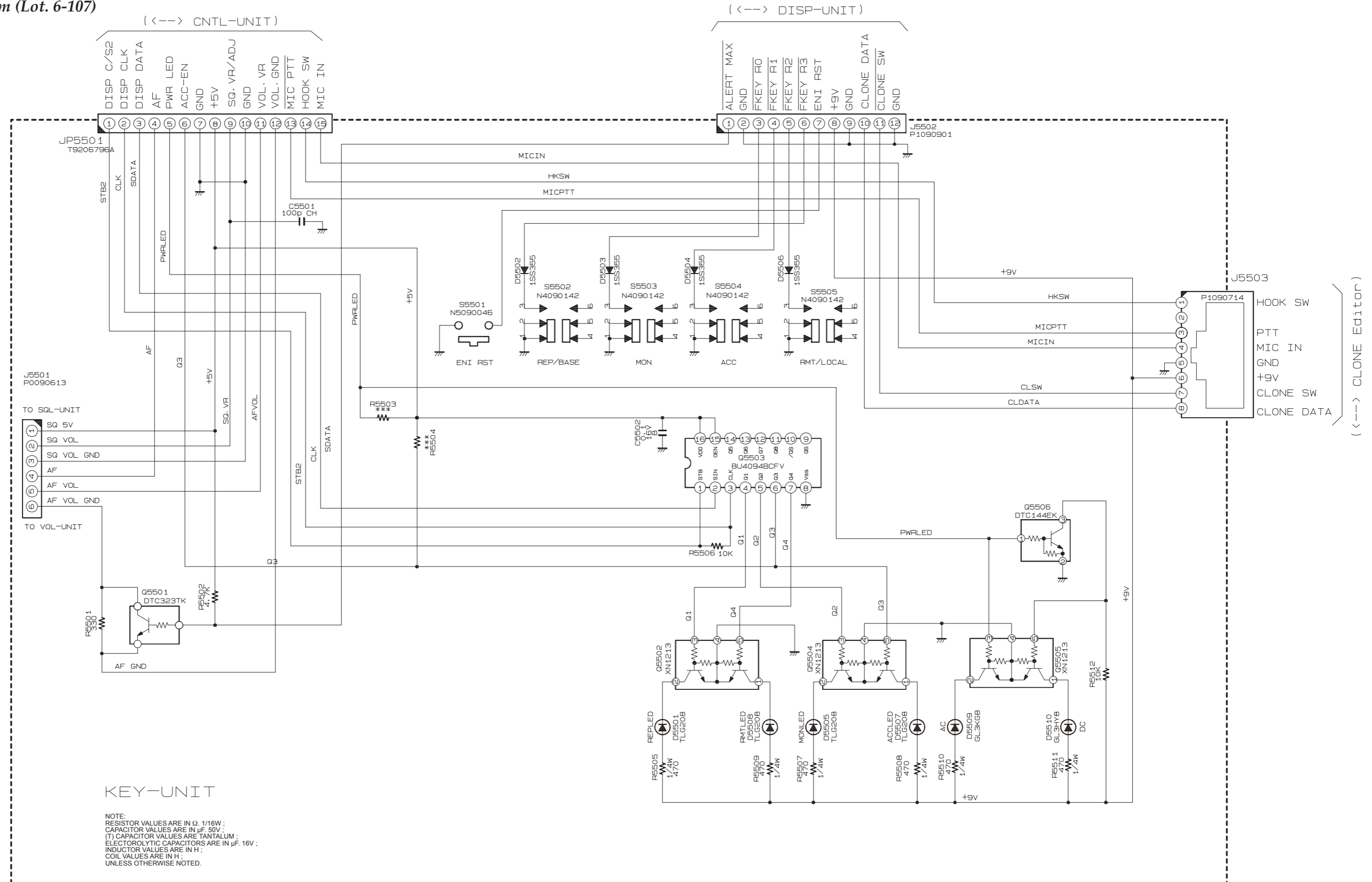
Note

Circuit Diagram (Lot. 1-5)

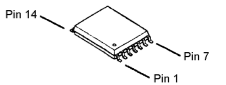
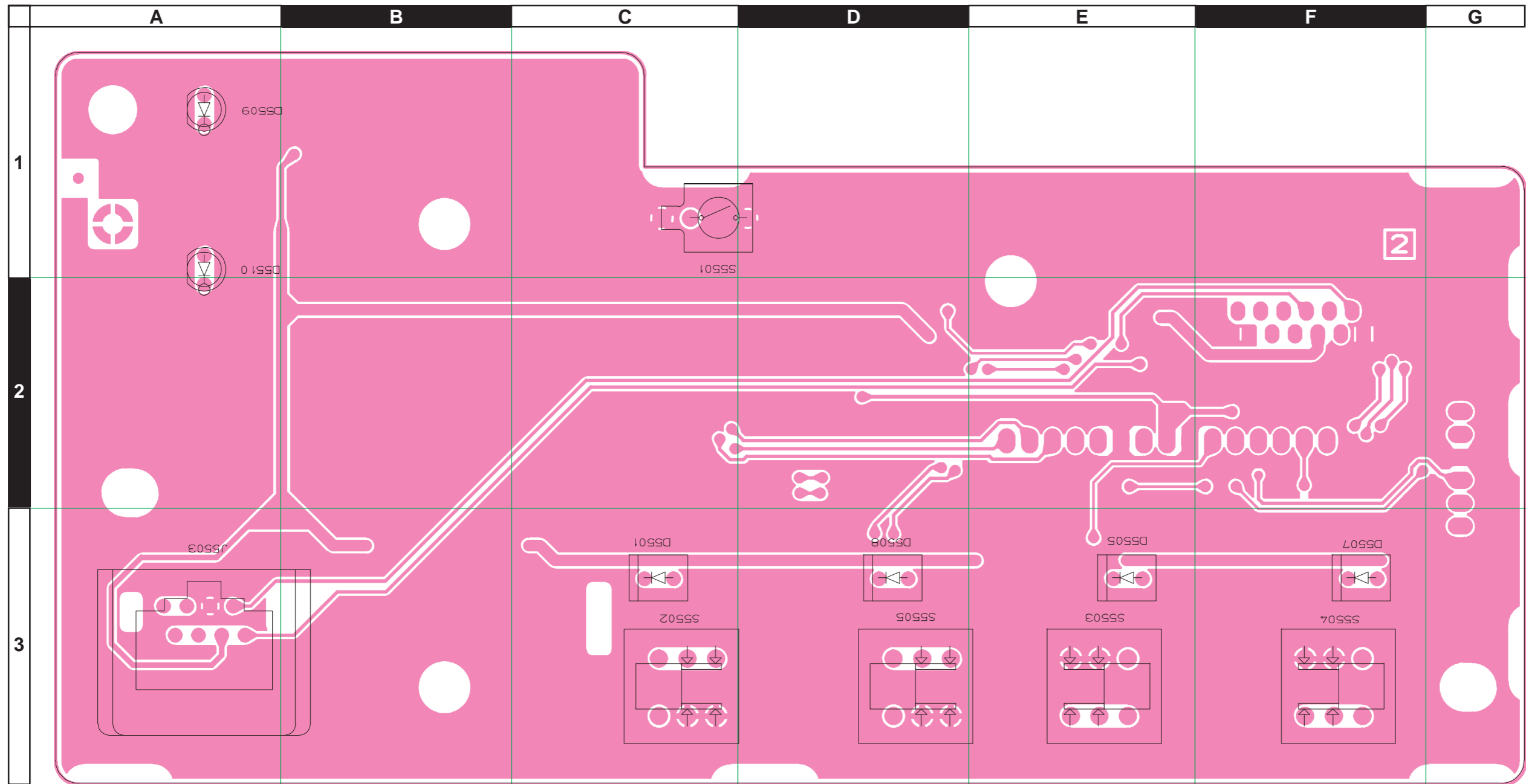


Key Unit

Circuit Diagram (Lot. 6-107)



Parts Layout (Lot. 1-107)

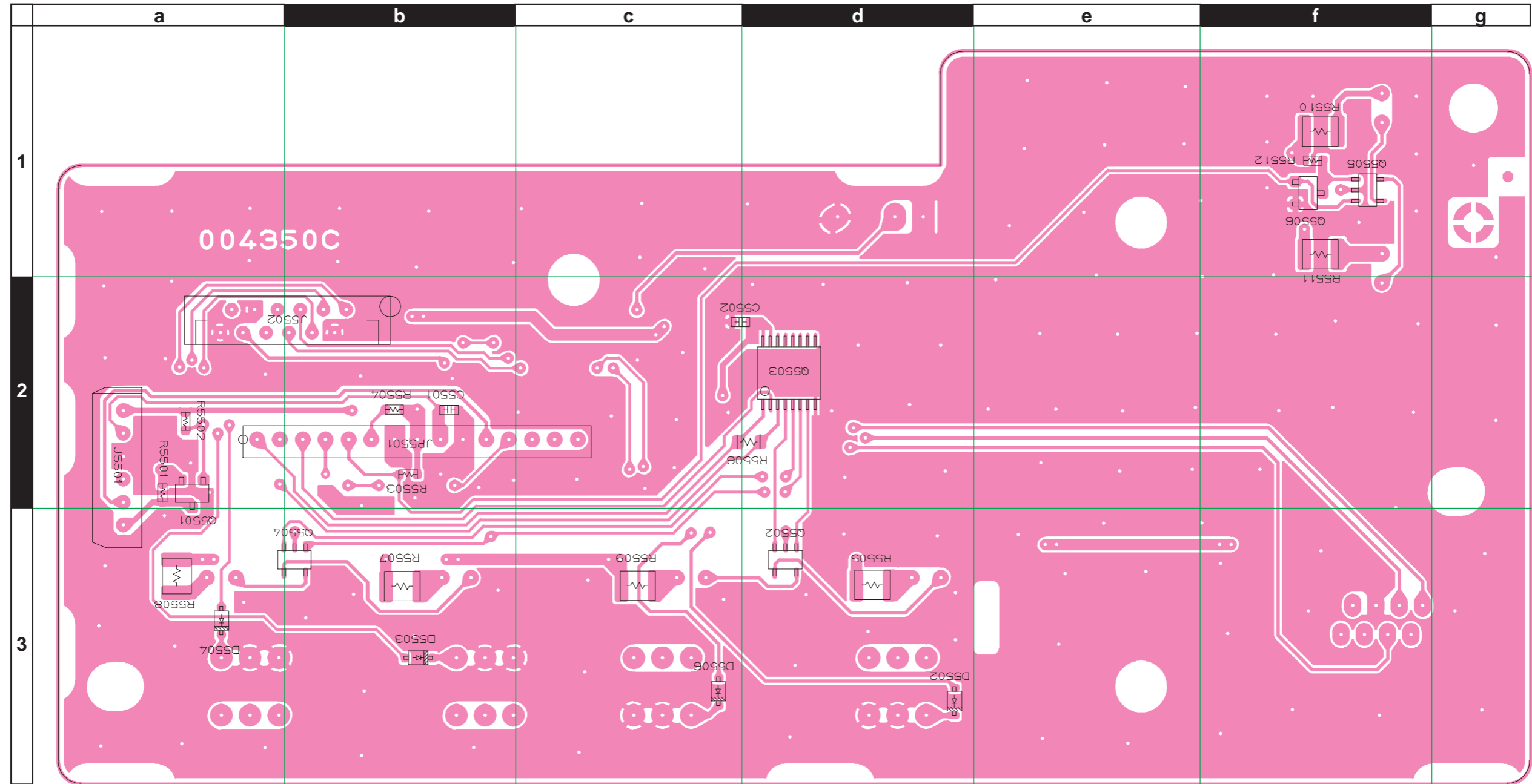
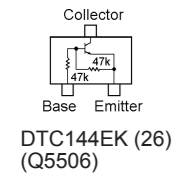
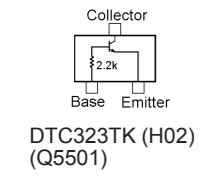
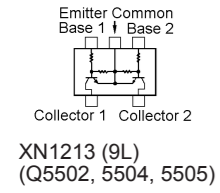


BU4094BCFV (Q5503)

Side A

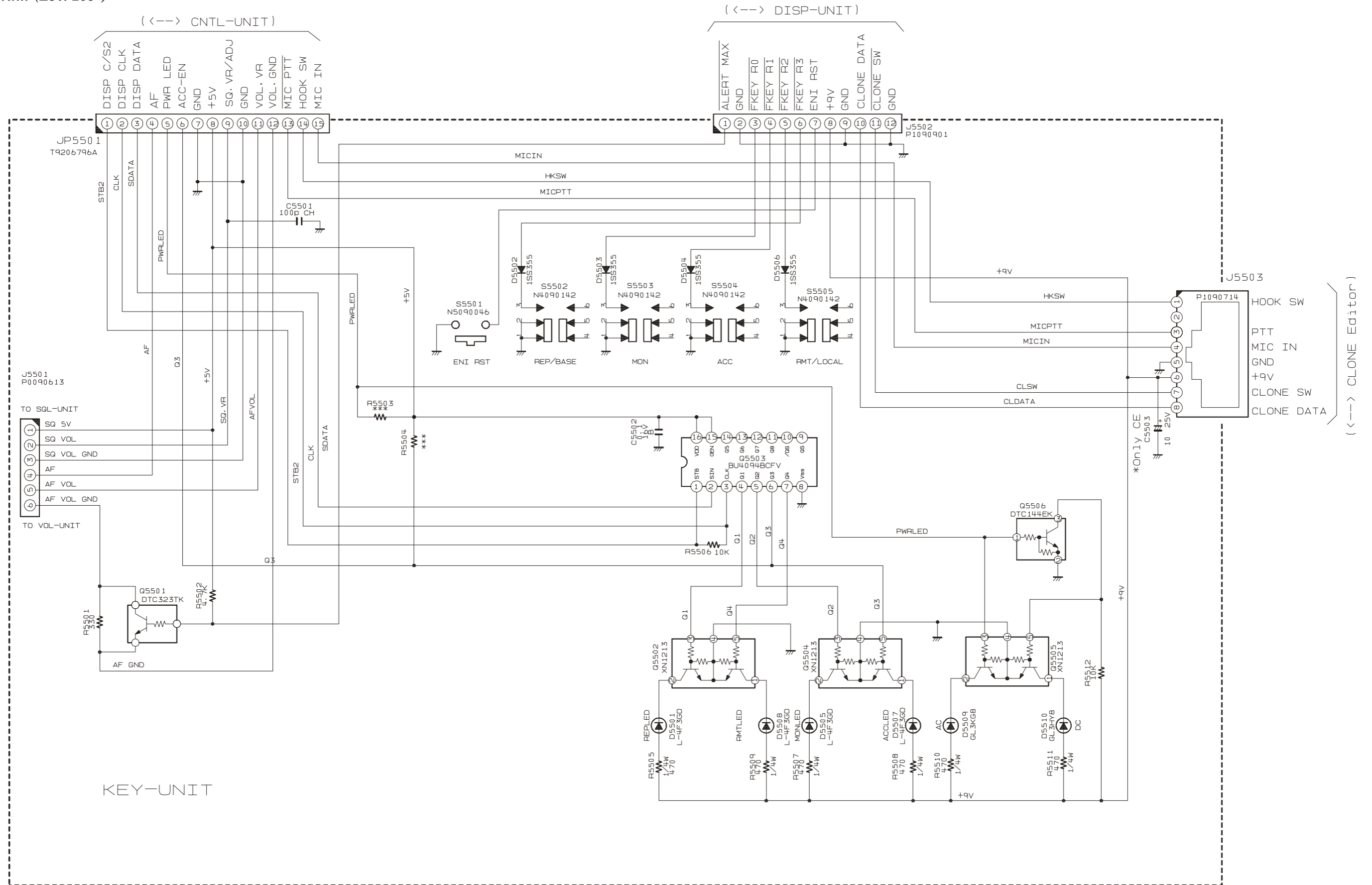
Key Unit

Parts Layout (Lot. 1-107)



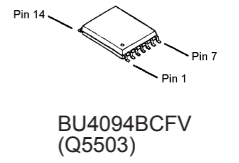
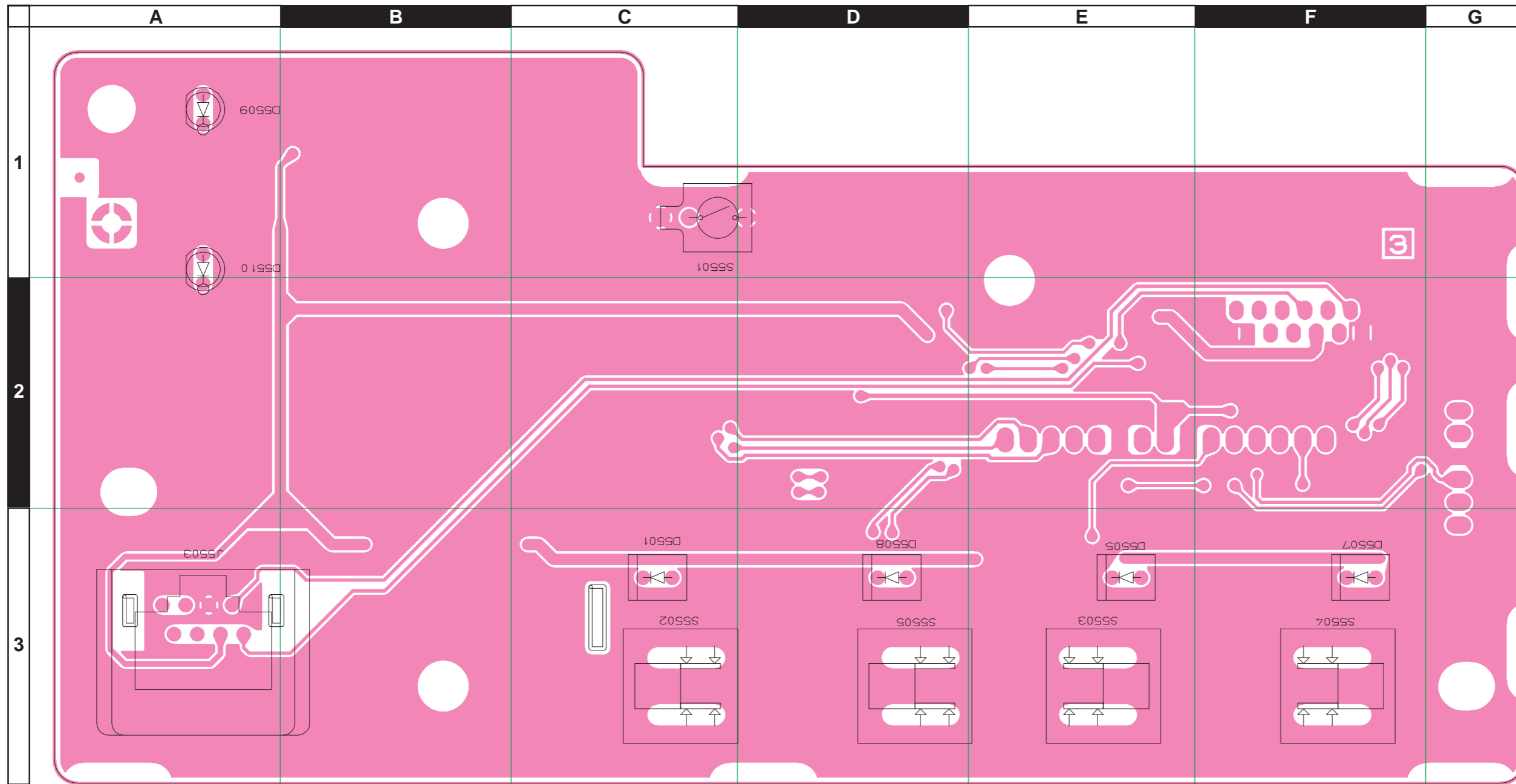
Side B

Circuit Diagram (Lot. 108-)



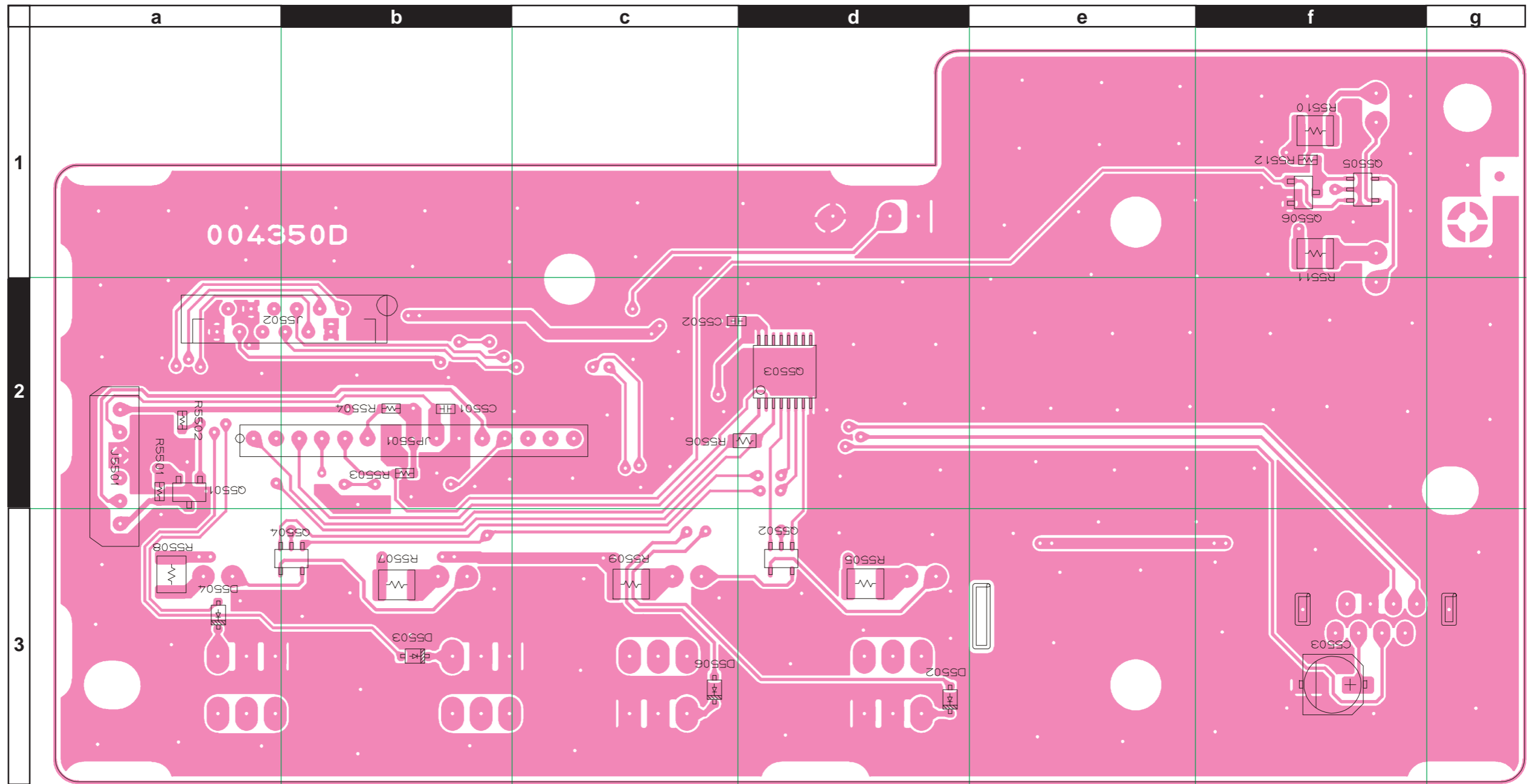
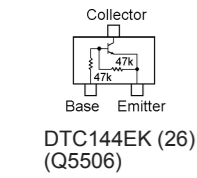
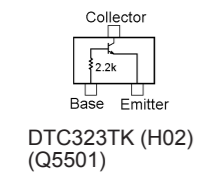
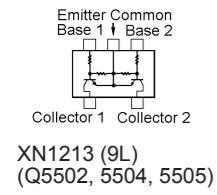
Key Unit

Parts Layout (Lot. 108-)



Side A

Parts Layout (Lot. 108-)



Side B

Key Unit

Note

Key Unit

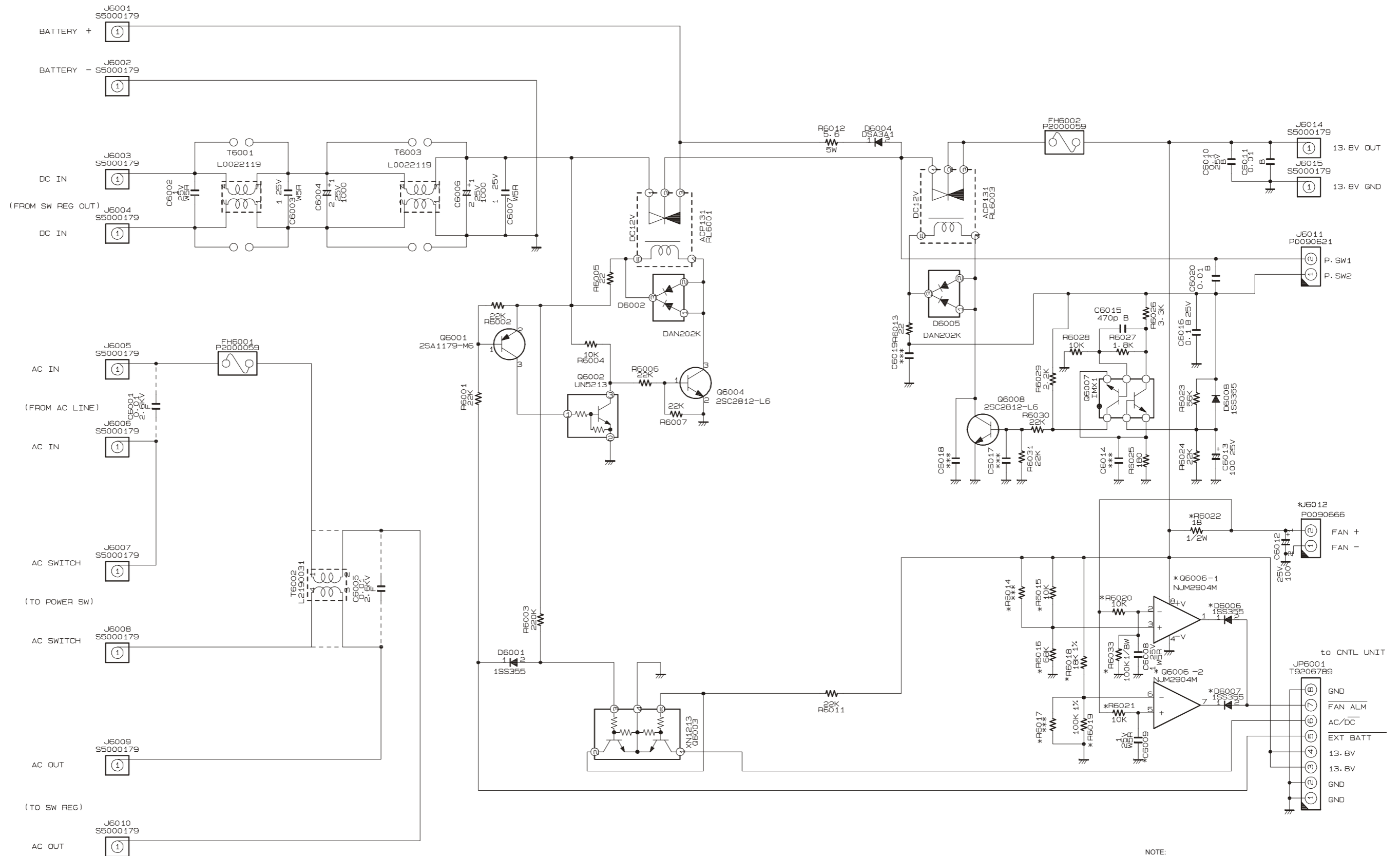
Parts List

REF.	DESCRIPTION	VALUE	V/W	TOL.	MFR'S DESIG	VXSTD P/N	VERS.	LOT.	SIDE	LAYADR
PCB with Components						CS1687003	VERSION D (Except EIA/CE)			
						CS1687004	VERSION D (EIA/CE)			
						CS1687005	VERSION A (Except EIA/CE)			
						CS1687006	VERSION A (EIA/CE)			
						CS1687007	VERSION BS1 (Except EIA/CE)			
						CS1687008	VERSION BS1 (EIA/CE)			
C 5501	CHIP CAP.	100pF	50V	CH	GRM1882C1H101JA01D	K22174235		1-	B	b2
C 5502	CHIP CAP.	0.1uF	16V	B	GRM188B11C104KA01D	K22124805		1-	B	c2
C 5503	AL.ELECTRO.CAP.	10uF	25V		RC2-25V100ME1#	K40149012	EIA/CE	19-61		
C 5503	AL.ELECTRO.CAP.	10uF	25V		RC2-25V100ME1#	K40149012	VERS. A (EIA/CE)	62-107		
C 5503	AL.ELECTRO.CAP.	10uF	25V		EEEHA1E100R	K48140009	VERS. A (EIA/CE)	108-		
C 5503	AL.ELECTRO.CAP.	10uF	25V		RC2-25V100ME1#	K40149012	VERS. BS1 (ex. EIA/CE)	62-107		
C 5503	AL.ELECTRO.CAP.	10uF	25V		EEEHA1E100R	K48140009	VERS. BS1 (ex. EIA/CE)	108-		
C 5503	AL.ELECTRO.CAP.	10uF	25V		RC2-25V100ME1#	K40149012	VERS. BS1 (EIA/CE)	62-107		
C 5503	AL.ELECTRO.CAP.	10uF	25V		EEEHA1E100R	K48140009	VERS. BS1 (EIA/CE)	108-		
C 5503	AL.ELECTRO.CAP.	10uF	25V		RC2-25V100ME1#	K40149012	VERS. D (EIA/CE)	62-107		
C 5503	AL.ELECTRO.CAP.	10uF	25V		EEEHA1E100R	K48140009	VERS. D (EIA/CE)	108-		
D 5501	LED				TLG208	G2090147		1-57	A	C3
D 5501	LED				L-4F3GD	G2090789		58-	A	C3
D 5502	DIODE				1SS355 TE-17	G2070470		1-	B	d3
D 5503	DIODE				1SS355 TE-17	G2070470		1-	B	b3
D 5504	DIODE				1SS355 TE-17	G2070470		1-	B	a3
D 5505	LED				TLG208	G2090147		1-57	A	E3
D 5505	LED				L-4F3GD	G2090789		58-	A	E3
D 5506	DIODE				1SS355 TE-17	G2070470		1-	B	c3
D 5507	LED				TLG208	G2090147		1-57	A	F3
D 5507	LED				L-4F3GD	G2090789		58-	A	F3
D 5508	LED				TLG208	G2090147		1-57	A	D3
D 5508	LED				L-4F3GD	G2090789		58-	A	D3
D 5509	LED				GL3KG8	G2090432		1-162	A	A1
D 5509	LED				EMBG3368S	G2090828		163-	A	A1
D 5510	LED				GL3HY8	G2090434		1-162	A	A2
D 5510	LED				EMBG3368S	G2090828		163-	A	A2
J 5501	CONNECTOR				SB20-06WS	P0090613		1-	B	a2
J 5502	CONNECTOR				12FMZ-BT(LF)(SN)	P1090901		1-	B	a2
J 5503	CONNECTOR				R41-2509H	P1090714		1-	A	A3
JP5501	WIRE ASSY				A1367+	T9206796A		1-	B	a2
Q 5501	TRANSISTOR				DTC323TK T146	G3070042		1-	B	a2
Q 5502	TRANSISTOR				XN1213-(TX)	G3070194		1-167	B	d3
Q 5502	TRANSISTOR				DMC261030L	G3070445		168-	B	d3
Q 5503	IC				BU4094BCFV-E1	G1092128		1-22	B	d2
Q 5503	IC				BU4094BCFV-E2	G1093527		23-	B	d2
Q 5504	TRANSISTOR				XN1213-(TX)	G3070194		1-167	B	b3
Q 5504	TRANSISTOR				DMC261030L	G3070445		168-	B	b3
Q 5505	TRANSISTOR				XN1213-(TX)	G3070194		1-167	B	f1
Q 5505	TRANSISTOR				DMC261030L	G3070445		168-	B	f1
Q 5506	TRANSISTOR				DTC144EK T146	G3070033		1-	B	f1
R 5501	CHIP RES.	330	1/16W	5%	RMC1/16 331JATP	J24185331		1-	B	a2
R 5502	CHIP RES.	4.7k	1/16W	5%	RMC1/16 472JATP	J24185472		1-	B	a2
R 5505	CHIP RES.	470	1/4W	5%	RMC1/4 471JATP	J24245471		1-	B	d3
R 5506	CHIP RES.	10k	1/10W	5%	RMC1/10T 103J	J24205103		1-	B	c2
R 5507	CHIP RES.	470	1/4W	5%	RMC1/4 471JATP	J24245471		1-	B	b3
R 5508	CHIP RES.	470	1/4W	5%	RMC1/4 471JATP	J24245471		1-	B	a3
R 5509	CHIP RES.	470	1/4W	5%	RMC1/4 471JATP	J24245471		1-	B	c3
R 5510	CHIP RES.	470	1/4W	5%	RMC1/4 471JATP	J24245471		1-	B	f1
R 5511	CHIP RES.	470	1/4W	5%	RMC1/4 471JATP	J24245471		1-	B	f1
R 5512	CHIP RES.	10k	1/16W	5%	RMC1/16 103JATP	J24185103		1-	B	f1
S 5501	TACT SWITCH				EVQ-333 H=5.0(TAPE)	N5090046		1-	A	C1
S 5502	PUSH SWITCH				SPPH110300	N4090142		1-	A	C3
S 5503	PUSH SWITCH				SPPH110300	N4090142		1-	A	E3
S 5504	PUSH SWITCH				SPPH110300	N4090142		1-	A	F3
S 5505	PUSH SWITCH				SPPH110300	N4090142		1-	A	D3
	LED SPACER				LH-3-13	S6000350		1-		
	LED SPACER				LH-5-14	S6000387		1-		
	LED SPACER				LH-5-10	S6000243		1-		

Key Unit

Note

Circuit Diagram

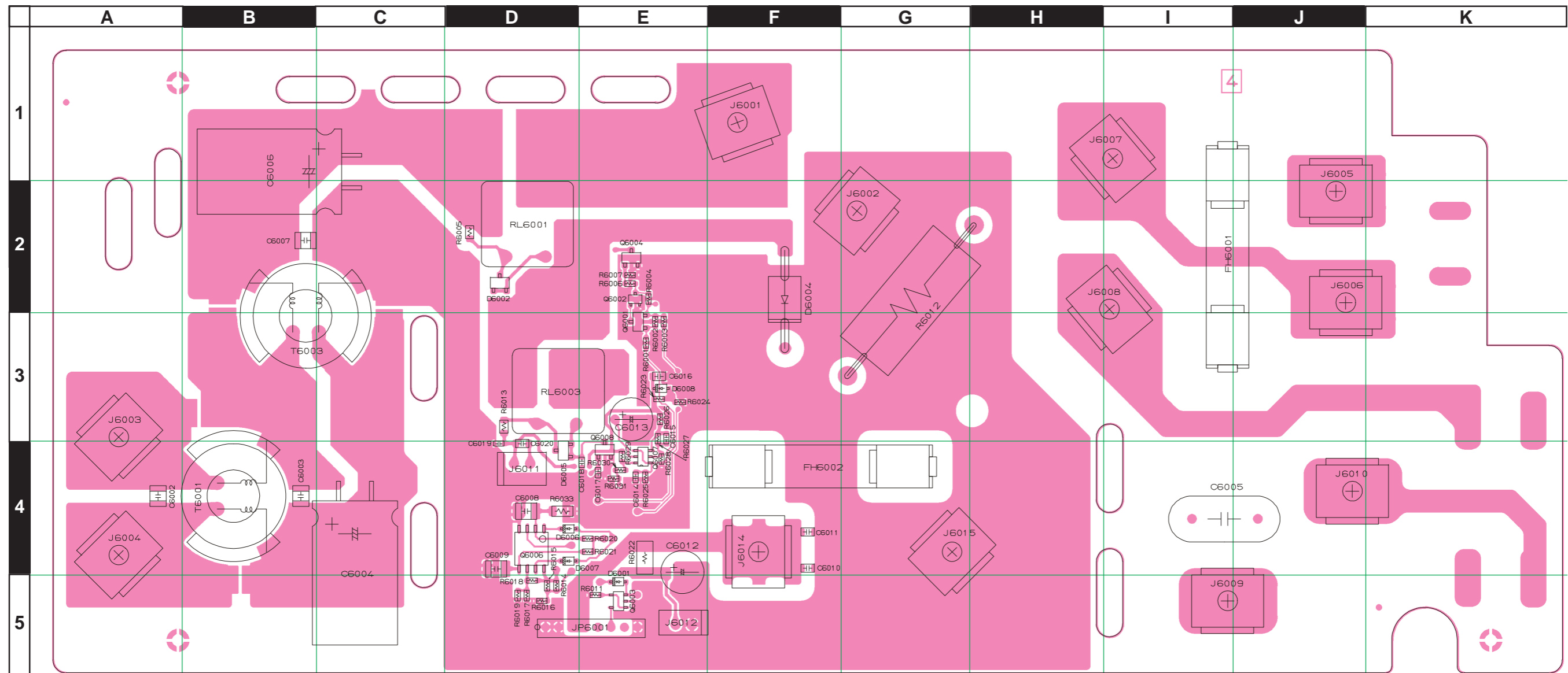


NOTE:
 RESISTOR VALUES ARE IN Ω, 1/16W;
 CAPACITOR VALUES ARE IN μF, 50V;
 (T) CAPACITOR VALUES ARE TANTALUM;
 ELECTROLYTIC CAPACITORS ARE IN μF, 16V;
 INDUCTOR VALUES ARE IN H;
 COIL VALUES ARE IN H;
 UNLESS OTHERWISE NOTED.

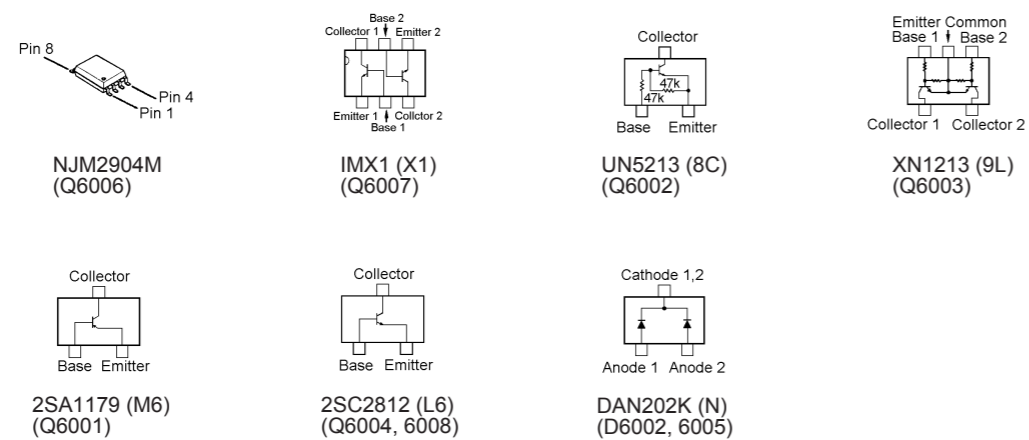
Filter Unit (50W Type)

Note

Parts Layout (Side A)

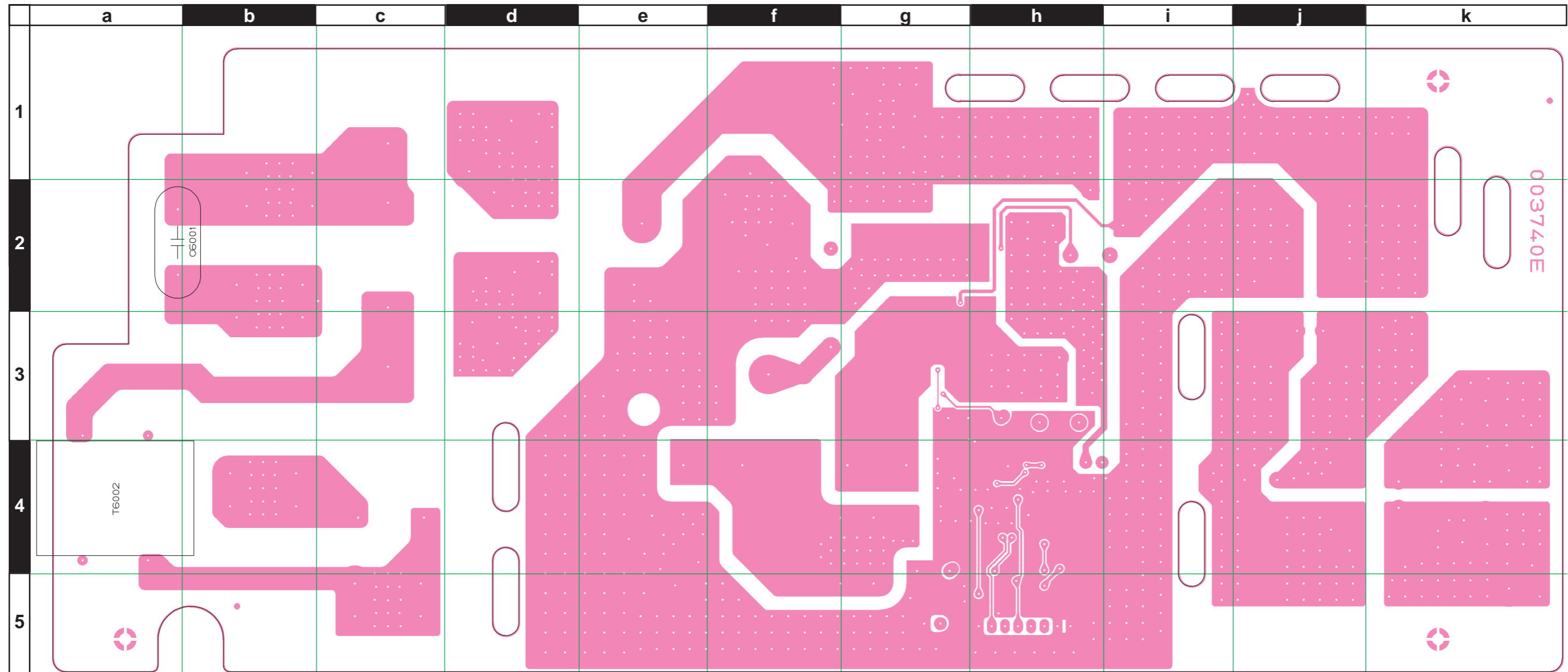


Side A



Filter Unit (50W Type)

Parts Layout (Side B)



Side B

Filter Unit (50W Type)

Parts List

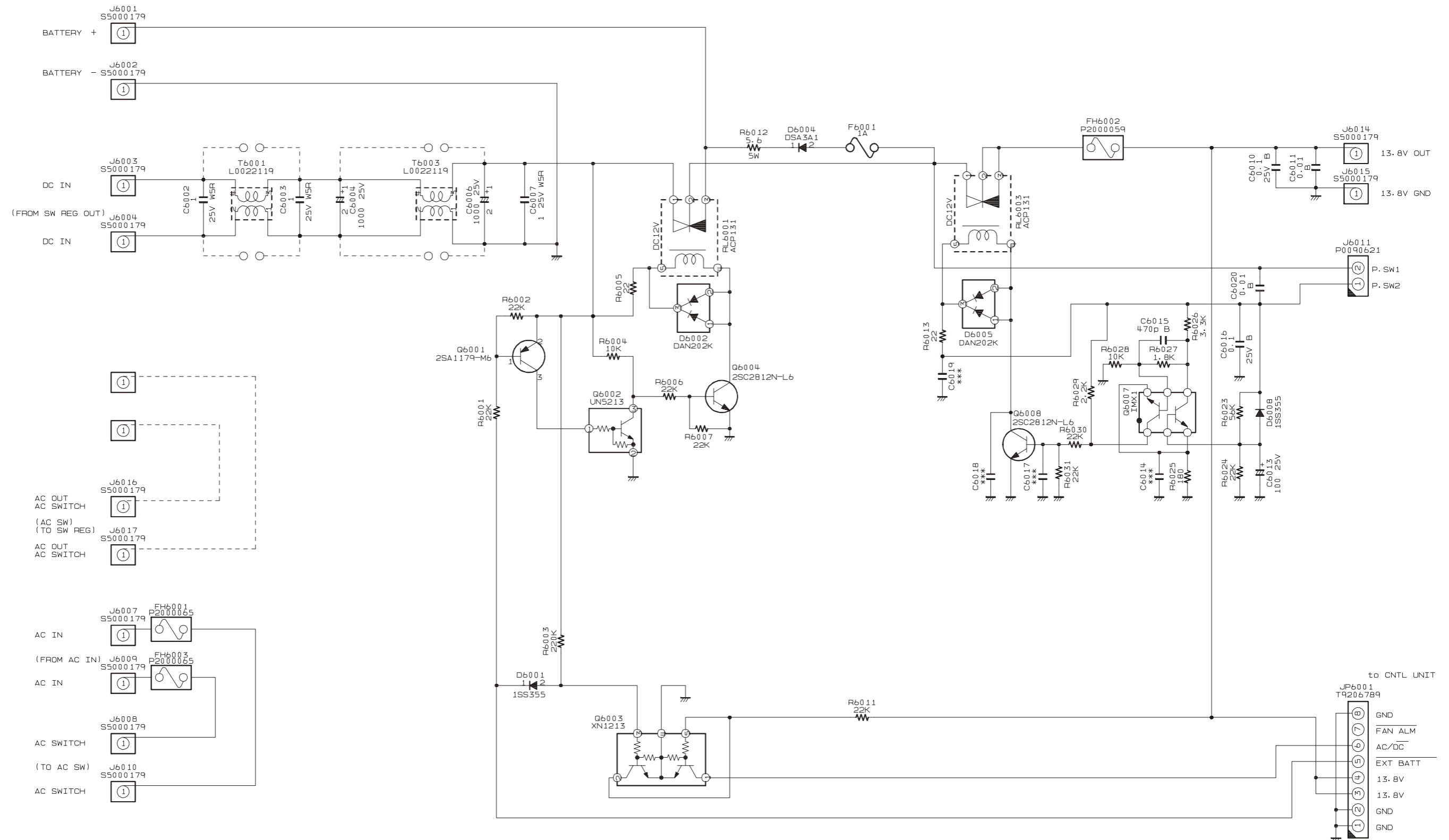
REF.	DESCRIPTION	VALUE	V/W	TOL.	MFR'S DESIG	VXSTD P/N	VERS.	LOT.	SIDE	LAYADR
PCB with Components (w/o F6001 & F6002)						CS1682002				
C 6002	CHIP CAP.	1uF	25V	W5R	CM32W5R105K25AT	K22145801		1-17	A	A4
C 6002	CHIP CAP.	1uF	50V	B	GRM32RB11H105KA01L	K22175801		18-	A	A4
C 6003	CHIP CAP.	1uF	25V	W5R	CM32W5R105K25AT	K22145801		1-17	A	B4
C 6003	CHIP CAP.	1uF	50V	B	GRM32RB11H105KA01L	K22175801		18-	A	B4
C 6004	AL.ELECTRO.CAP.	1000uF	25V		RJ3-25V102MI5#	K40149041		1-	A	C4
C 6006	AL.ELECTRO.CAP.	1000uF	25V		RJ3-25V102MI5#	K40149041		1-	A	C2
C 6007	CHIP CAP.	1uF	25V	W5R	CM32W5R105K25AT	K22145801		1-17	A	B2
C 6007	CHIP CAP.	1uF	50V	B	GRM32RB11H105KA01L	K22175801		18-	A	B2
C 6008	CHIP CAP.	1uF	25V	W5R	CM32W5R105K25AT	K22145801		1-17	A	D4
C 6008	CHIP CAP.	1uF	50V	B	GRM32RB11H105KA01L	K22175801		18-	A	D4
C 6009	CHIP CAP.	1uF	25V	W5R	CM32W5R105K25AT	K22145801		1-17	A	D4
C 6009	CHIP CAP.	1uF	50V	B	GRM32RB11H105KA01L	K22175801		18-	A	D4
C 6010	CHIP CAP.	0.1uF	25V	B	GRM21BB11E104KA01L	K22140811		1-	A	F4
C 6011	CHIP CAP.	0.01uF	50V	B	GRM216B11H103KA01D	K22170817		1-	A	F4
C 6012	AL.ELECTRO.CAP.	100uF	25V		RJ3-25V101MF3#-T2	K46140010		1-	A	E4
C 6013	AL.ELECTRO.CAP.	100uF	25V		RJ3-25V101MF3#-T2	K46140010		1-	A	E3
C 6014	CHIP CAP.	0.01uF	25V	B	GRM39B103M25PT	K22144802		58-	A	E4
C 6015	CHIP CAP.	470pF	50V	B	GRM188B11H471KA01D	K22174805		1-	A	E3
C 6016	CHIP CAP.	0.1uF	25V	B	GRM21BB11E104KA01L	K22140811		1-	A	E3
C 6020	CHIP CAP.	0.01uF	50V	B	GRM216B11H103KA01D	K22170817		1-	A	D4
D 6001	DIODE				1SS355 TE-17	G2070470		1-	A	E5
D 6002	DIODE				DAN202K T146	G2070182		1-	A	D2
D 6004	DIODE				DSA3A1	G2090445		1-	A	F3
D 6005	DIODE				DAN202K T146	G2070182		1-	A	D4
D 6006	DIODE				1SS355 TE-17	G2070470		1-	A	D4
D 6007	DIODE				1SS355 TE-17	G2070470		1-	A	D4
D 6008	DIODE				1SS355 TE-17	G2070470		1-	A	E3
F 6001	FUSE	5A			MF60NR250V 5A	Q0000005		1-94	A	F2
F 6001	FUSE	5A			61NR050H 250V 5A	Q0000157		95-	A	F2
F 6002	FUSE	20A			AF20A 20A	Q0000079		1-111		
F 6002	FUSE	20A			JASO20 20A	Q0000154		112-		
FH6001	FUSE CLIP				S-N5051#01	P2000059		1-	A	I4
FH6002	FUSE CLIP				S-N5051#01	P2000059		1-	A	F4
J 6001	TERMINAL				Y106	S5000179		1-	A	F1
J 6002	TERMINAL				Y106	S5000179		1-	A	G2
J 6003	TERMINAL				Y106	S5000179		1-	A	A3
J 6004	TERMINAL				Y106	S5000179		1-	A	A4
J 6005	TERMINAL				Y106	S5000179		1-	A	J2
J 6006	TERMINAL				Y106	S5000179		1-	A	J2
J 6007	TERMINAL				Y106	S5000179		1-	A	I1
J 6008	TERMINAL				Y106	S5000179		1-	A	I2
J 6009	TERMINAL				Y106	S5000179		1-	A	J4
J 6010	TERMINAL				Y106	S5000179		1-	A	H2
J 6011	CONNECTOR				SC25-02WS	P0090621		1-	A	D4
J 6012	CONNECTOR				B2B-EH(LF)(SN)	P0090666		1-	A	E5
J 6014	TERMINAL				Y106	S5000179		1-	A	F4
J 6015	TERMINAL				Y106	S5000179		1-	A	G4
JP6001	WIRE ASSY				A1367+	T9206789		1-	A	D5
Q 6001	TRANSISTOR				2SA1179N6-CPA-TB	G3111797F		1-	A	E3
Q 6002	TRANSISTOR				UN5213-(TX)	G3070192		1-157	A	E2
Q 6002	TRANSISTOR				UN5213-(TX)	G3070440		158-	A	E2
Q 6003	TRANSISTOR				XN1213-(TX)	G3070194		1-167	A	E5
Q 6003	TRANSISTOR				DMC261030L	G3070445		168-	A	E5
Q 6004	TRANSISTOR				2SC2812L6-TA	G3328127F		1-6	A	E2
Q 6004	TRANSISTOR				2SC2812N6-CPA-TB-E	G3328128F		7-182	A	E2
Q 6004	TRANSISTOR				MMBT6428LT1G	G3070500		183-	A	E2
Q 6006	IC				NJM2904M-TE2	G1093091		1-	A	D4
Q 6007	TRANSISTOR				IMX1 T110	G3070024		1-	A	E4
Q 6008	TRANSISTOR				2SC2812L6-TA	G3328127F		1-6	A	E4
Q 6008	TRANSISTOR				2SC2812N6-CPA-TB-E	G3328128F		7-182	A	E4
Q 6008	TRANSISTOR				MMBT6428LT1G	G3070500		183-	A	E4
R 6001	CHIP RES.	22k	1/16W	5%	RMC1/16 223JATP	J24185223		1-	A	E3
R 6002	CHIP RES.	22k	1/16W	5%	RMC1/16 223JATP	J24185223		1-	A	E3
R 6003	CHIP RES.	220k	1/16W	5%	RMC1/16 224JATP	J24185224		1-	A	E3
R 6004	CHIP RES.	10k	1/16W	5%	RMC1/16 103JATP	J24185103		1-	A	E2
R 6005	CHIP RES.	22	1/10W	5%	RMC1/10T 220J	J24205220		1-	A	D2

Filter Unit (50W Type)

Parts List

REF.	DESCRIPTION	VALUE	V/W	TOL.	MFR'S DESIG	VXSTD P/N	VERS.	LOT.	SIDE	LAYADR
R 6006	CHIP RES.	22k	1/16W	5%	RMC1/16 223JATP	J24185223		1-	A	E2
R 6007	CHIP RES.	22k	1/16W	5%	RMC1/16 223JATP	J24185223		1-	A	E2
R 6011	CHIP RES.	22k	1/16W	5%	RMC1/16 223JATP	J24185223		1-	A	E5
R 6012	CEMENT RES.	5.6	5W	10%	ERF-5AK5R6	J30376569		1-118	A	H2
R 6012	CEMENT RES.	5.6	5W	5%	BWR5C5R6J	J30375569		119-	A	H2
R 6013	CHIP RES.	22	1/10W	5%	RMC1/10T 220J	J24205220		1-	A	D3
R 6015	CHIP RES.	10k	1/16W	5%	RMC1/16 103JATP	J24185103		1-	A	D5
R 6016	CHIP RES.	68k	1/16W	5%	RMC1/16 683JATP	J24185683		1-	A	D5
R 6018	CHIP RES.	18k	1/16W	1%	RMC1/16 183FTP	J24183183		1-	A	D5
R 6019	CHIP RES.	100k	1/16W	1%	RMC1/16 104FTP	J24183104		1-	A	D5
R 6020	CHIP RES.	10k	1/16W	5%	RMC1/16 103JATP	J24185103		1-	A	E4
R 6021	CHIP RES.	10k	1/16W	5%	RMC1/16 103JATP	J24185103		1-	A	E4
R 6022	CHIP RES.	18	1/2W	5%	RMC1/2 180JTE	J24275180		1-	A	E4
R 6023	CHIP RES.	56k	1/16W	5%	RMC1/16 563JATP	J24185563		1-	A	E3
R 6024	CHIP RES.	22k	1/16W	5%	RMC1/16 223JATP	J24185223		1-	A	E3
R 6025	CHIP RES.	180	1/16W	5%	RMC1/16 181JATP	J24185181		1-	A	E4
R 6026	CHIP RES.	3.3k	1/16W	5%	RMC1/16 332JATP	J24185332		1-	A	E3
R 6027	CHIP RES.	1.8k	1/16W	5%	RMC1/16 182JATP	J24185182		1-	A	E3
R 6028	CHIP RES.	10k	1/16W	5%	RMC1/16 103JATP	J24185103		1-	A	E4
R 6029	CHIP RES.	2.2k	1/16W	5%	RMC1/16 222JATP	J24185222		1-	A	E4
R 6030	CHIP RES.	22k	1/16W	5%	RMC1/16 223JATP	J24185223		1-	A	E4
R 6031	CHIP RES.	22k	1/16W	5%	RMC1/16 223JATP	J24185223		1-	A	E4
R 6033	CHIP RES.	100k	1/8W	5%	RMC1/8T 104J	J24215104		1-	A	D4
RL6001	RELAY		DC12V		ACP131 DC12V	M1190152		1-	A	D2
RL6003	RELAY		DC12V		ACP131 DC12V	M1190152		1-	A	D3
T 6001	TOROIDAL COIL				D12A RI16X8X8	L0022119		1-	A	B4
T 6003	TOROIDAL COIL				D12A RI16X8X8	L0022119		1-	A	B3
	RUBBER					RA0217100		16-		

Circuit Diagram

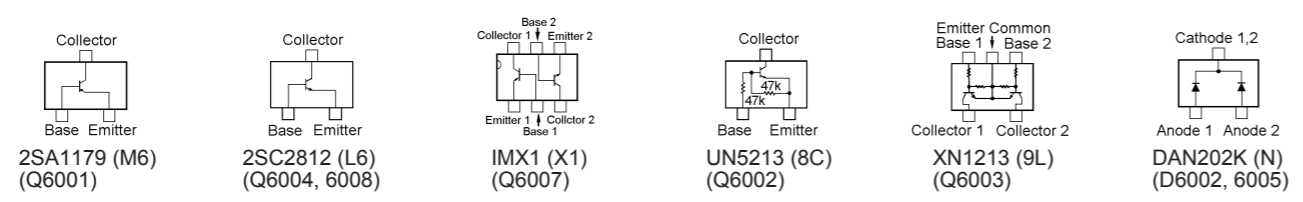
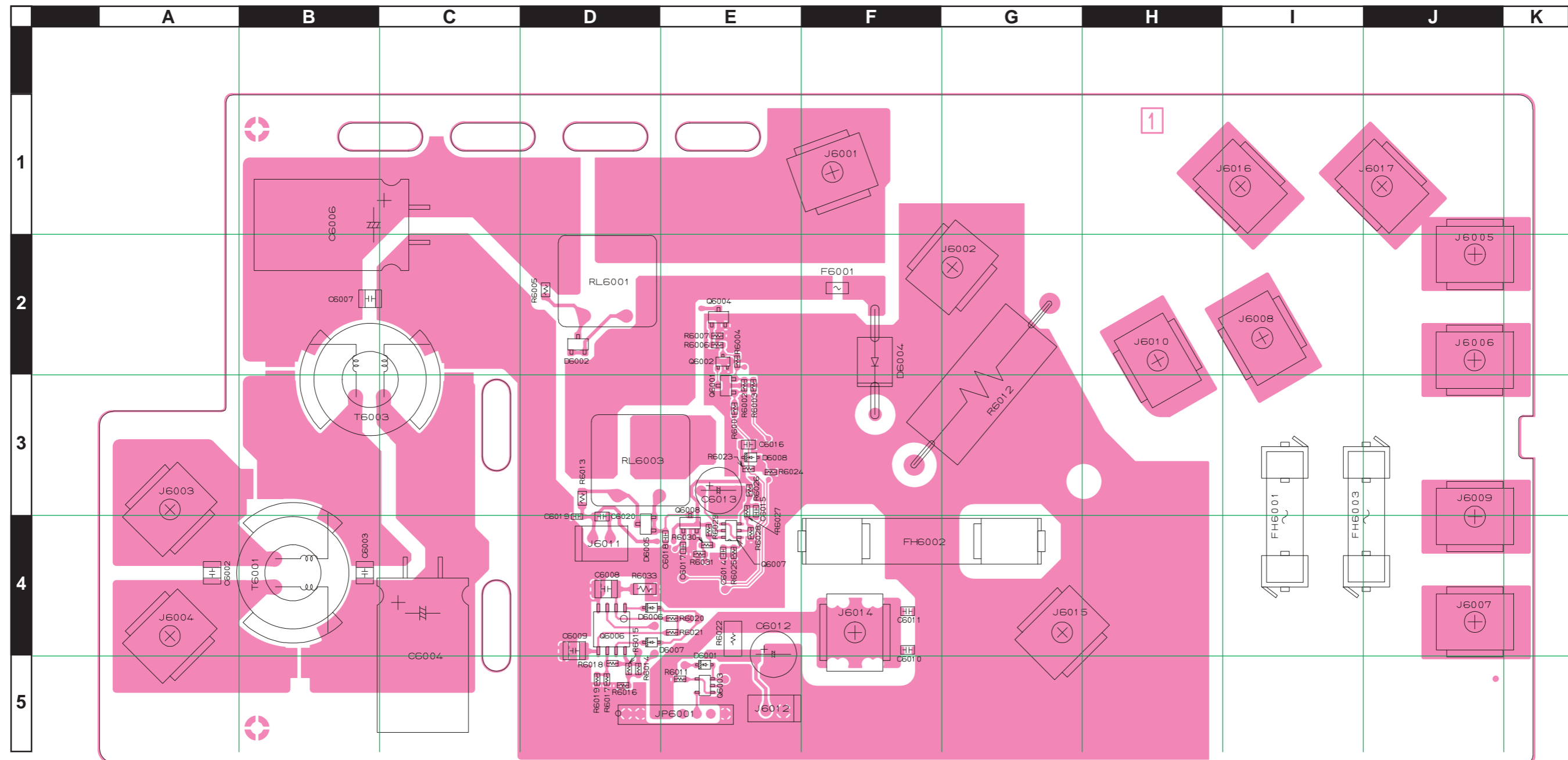


NOTE:
 RESISTOR VALUES ARE IN Ω , 1/16W ;
 CAPACITOR VALUES ARE IN μ F, 50V ;
 (T) CAPACITOR VALUES ARE TANTALUM ;
 ELECTROLYTIC CAPACITORS ARE IN μ F, 16V ;
 INDUCTOR VALUES ARE IN H ;
 COIL VALUES ARE IN H ;
 UNLESS OTHERWISE NOTED.

Filter-2 Unit (25W Type)

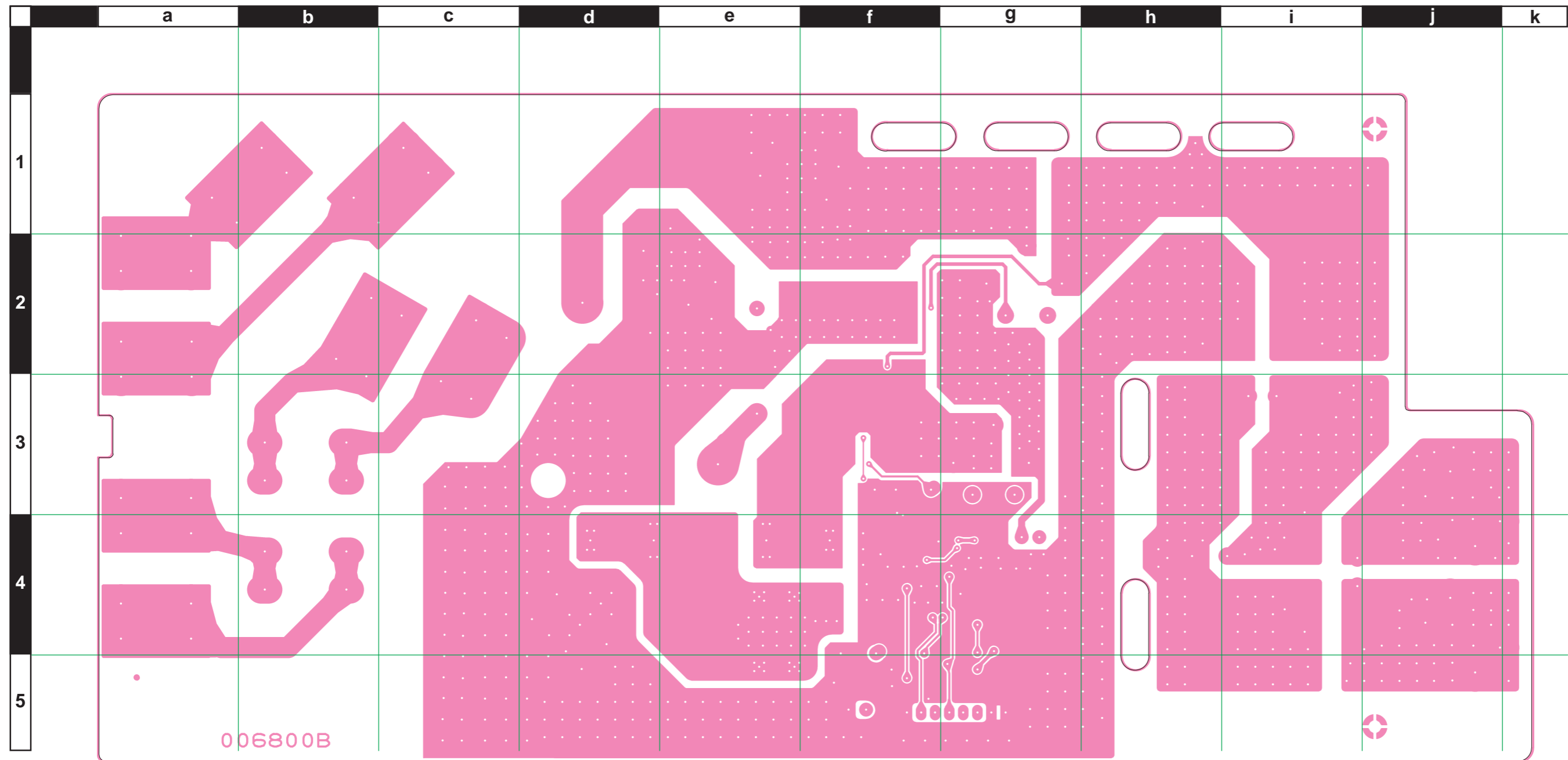
Note

Parts Layout (Side A)



Filter-2 Unit (25W Type)

Parts Layout (Side B)



Filter-2 Unit (25W Type)

Parts List

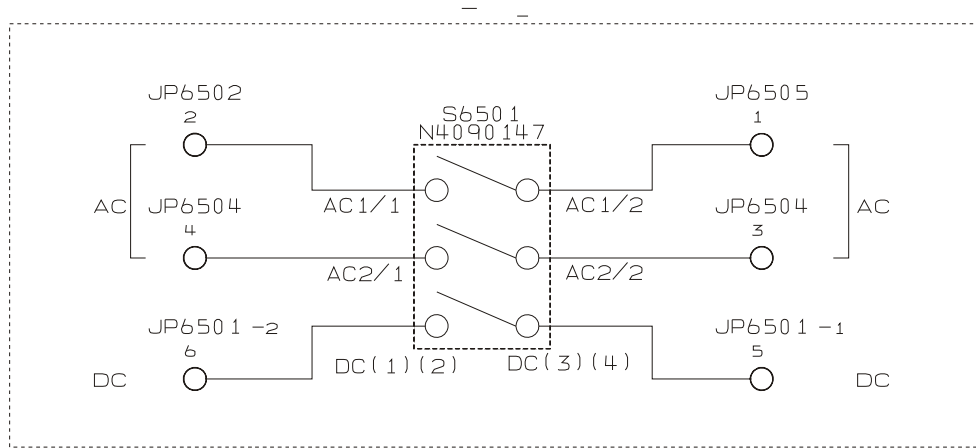
REF.	DESCRIPTION	VALUE	V/W	TOL.	MFR'S DESIG	VXSTD P/N	VERS.	LOT.	SIDE	LAYADR
PCB with Components						CB1646002				
C 6002	CHIP CAP.	1uF	25V	W5R	CM32W5R105K25AT	K22145801		1-17	A	A4
C 6002	CHIP CAP.	1uF	50V	B	GRM32RB11H105KA01L	K22175801		18-	A	A4
C 6003	CHIP CAP.	1uF	25V	W5R	CM32W5R105K25AT	K22145801		1-17	A	B4
C 6003	CHIP CAP.	1uF	50V	B	GRM32RB11H105KA01L	K22175801		18-	A	B4
C 6004	AL.ELECTRO.CAP.	1000uF	25V		RJ3-25V102MI5#	K40149041		1-	A	C4
C 6006	AL.ELECTRO.CAP.	1000uF	25V		RJ3-25V102MI5#	K40149041		1-	A	C2
C 6007	CHIP CAP.	1uF	25V	W5R	CM32W5R105K25AT	K22145801		1-17	A	B2
C 6007	CHIP CAP.	1uF	50V	B	GRM32RB11H105KA01L	K22175801		18-	A	B2
C 6010	CHIP CAP.	0.1uF	25V	B	GRM21BB11E104KA01L	K22140811		1-	A	F4
C 6011	CHIP CAP.	0.01uF	50V	B	GRM216B11H103KA01D	K22170817		1-	A	F4
C 6013	AL.ELECTRO.CAP.	100uF	25V		RJ3-25V101MF3#-T2	K46140010		1-	A	E3
C 6014	CHIP CAP.	0.01uF	25V	B	GRM39B103M25PT	K22144802		58-	A	E4
C 6015	CHIP CAP.	470pF	50V	B	GRM188B11H471KA01D	K22174805		1-	A	E3
C 6016	CHIP CAP.	0.1uF	25V	B	GRM21BB11E104KA01L	K22140811		1-	A	E3
C 6020	CHIP CAP.	0.01uF	50V	B	GRM216B11H103KA01D	K22170817		1-	A	D4
D 6001	DIODE				1SS355 TE-17	G2070470		1-	A	E5
D 6002	DIODE				DAN202K T146	G2070182		1-	A	D2
D 6004	DIODE				DSA3A1	G2090445		1-	A	F3
D 6005	DIODE				DAN202K T146	G2070182		1-	A	D4
D 6008	DIODE				1SS355 TE-17	G2070470		1-	A	E3
F 6001	CHIP FUSE	1A			R429 001	Q0000089		1-131	A	F2
F 6001	CHIP FUSE	1A			0466001.NR	Q0000171		132-	A	F2
F 6002	FUSE	15A			AF15A 15A	Q0000081		1-		
F 6003	FUSE	3.15A			ES3-3150 3.15A 250V	Q0000096		1-116		
F 6003	FUSE	3.15A			50T032H 250V 3.15A	Q0000163		117-		
F 6004	FUSE	3.15A			ES3-3150 3.15A 250V	Q0000096		1-116		
F 6004	FUSE	3.15A			50T032H 250V 3.15A	Q0000163		117-		
FH6001	FUSE CLIP				FP-218PB-B	P2000065		1-	A	I4
FH6002	FUSE CLIP				S-N5051#01	P2000059		1-	A	F4
FH6003	FUSE CLIP				FP-218PB-B	P2000065		1-	A	J3
J 6001	TERMINAL				Y106	S5000179		1-	A	F1
J 6002	TERMINAL				Y106	S5000179		1-	A	G2
J 6003	TERMINAL				Y106	S5000179		1-	A	A3
J 6004	TERMINAL				Y106	S5000179		1-	A	A4
J 6007	TERMINAL				Y106	S5000179		1-	A	I1
J 6008	TERMINAL				Y106	S5000179		1-	A	I2
J 6009	TERMINAL				Y106	S5000179		1-	A	J4
J 6010	TERMINAL				Y106	S5000179		1-	A	H2
J 6011	CONNECTOR				SC25-02WS	P0090621		1-	A	D4
J 6014	TERMINAL				Y106	S5000179		1-	A	F4
J 6015	TERMINAL				Y106	S5000179		1-	A	G4
J 6016	TERMINAL				Y106	S5000179		1-	A	I1
J 6017	TERMINAL				Y106	S5000179		1-	A	J1
JP6001	WIRE ASSY				A1367+	T9206789		1-	A	D5
P 6001	TERMINAL				B4 AG M3	Q6000114		19-61		
P 6001	TERMINAL				B4 AG M3	Q6000114		62-		
P 6002	TERMINAL				B4 AG M3	Q6000114		19-61		
P 6002	TERMINAL				B4 AG M3	Q6000114		62-		
Q 6001	TRANSISTOR				2SA1179N6-CPA-TB	G3111797F		1-	A	E3
Q 6002	TRANSISTOR				UN5213-(TX)	G3070192		1-157	A	E2
Q 6002	TRANSISTOR				DRC5144E	G3070440		158-	A	E2
Q 6003	TRANSISTOR				XN1213-(TX)	G3070194		1-	A	E5
Q 6004	TRANSISTOR				2SC2812N6-CPA-TB-E	G3328128F		1-182	A	E2
Q 6004	TRANSISTOR				MMBT6428LT1G	G3070500		183-	A	E2
Q 6007	TRANSISTOR				IMX1 T110	G3070024		1-	A	E4
Q 6008	TRANSISTOR				2SC2812N6-CPA-TB-E	G3328128F		1-182	A	E4
Q 6008	TRANSISTOR				MMBT6428LT1G	G3070500		183-	A	E4
R 6001	CHIP RES.	22k	1/16W	5%	RMC1/16 223JATP	J24185223		1-	A	E3
R 6002	CHIP RES.	22k	1/16W	5%	RMC1/16 223JATP	J24185223		1-	A	E3
R 6003	CHIP RES.	220k	1/16W	5%	RMC1/16 224JATP	J24185224		1-	A	E3
R 6004	CHIP RES.	10k	1/16W	5%	RMC1/16 103JATP	J24185103		1-	A	E2
R 6005	CHIP RES.	22	1/10W	5%	RMC1/10T 220J	J24205220		1-	A	D2
R 6006	CHIP RES.	22k	1/16W	5%	RMC1/16 223JATP	J24185223		1-	A	E2
R 6007	CHIP RES.	22k	1/16W	5%	RMC1/16 223JATP	J24185223		1-	A	E2
R 6011	CHIP RES.	22k	1/16W	5%	RMC1/16 223JATP	J24185223		1-	A	E5
R 6012	CEMENT RES.	5.6	5W	10%	ERF-5AK5R6	J30376569		1-118	A	H2

Filter-2 Unit (25W Type)

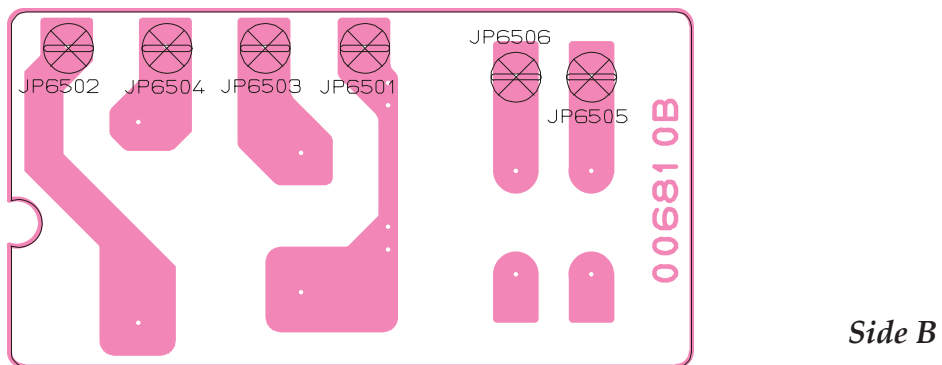
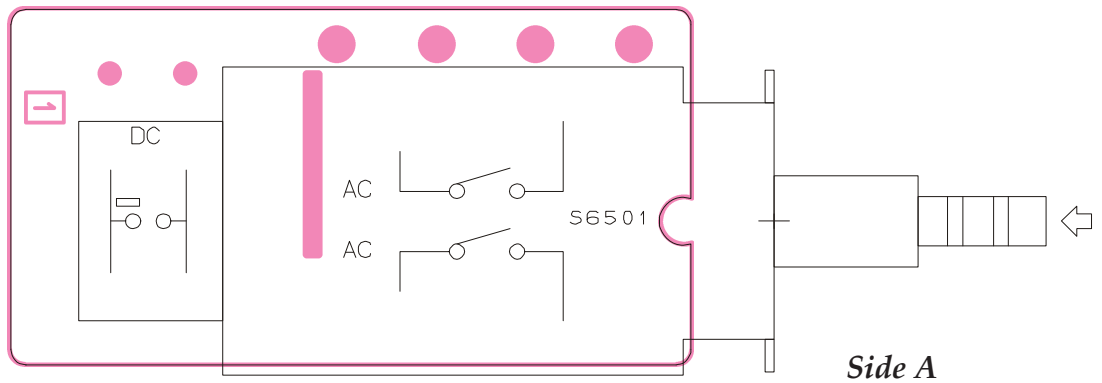
Parts List

REF.	DESCRIPTION	VALUE	VW	TOL.	MFR'S DESIG	VXSTD P/N	VERS.	LOT.	SIDE	LAYADR
R 6012	CEMENT RES.	5.6	5W	5%	BWR5C5R6J	J30375569		119-	A	H2
R 6013	CHIP RES.	22	1/10W	5%	RMC1/10T 220J	J24205220		1-	A	D3
R 6023	CHIP RES.	56k	1/16W	5%	RMC1/16 563JATP	J24185563		1-	A	E3
R 6024	CHIP RES.	22k	1/16W	5%	RMC1/16 223JATP	J24185223		1-	A	E3
R 6025	CHIP RES.	180	1/16W	5%	RMC1/16 181JATP	J24185181		1-	A	E4
R 6026	CHIP RES.	3.3k	1/16W	5%	RMC1/16 332JATP	J24185332		1-	A	E3
R 6027	CHIP RES.	1.8k	1/16W	5%	RMC1/16 182JATP	J24185182		1-	A	E3
R 6028	CHIP RES.	10k	1/16W	5%	RMC1/16 103JATP	J24185103		1-	A	E4
R 6029	CHIP RES.	2.2k	1/16W	5%	RMC1/16 222JATP	J24185222		1-	A	E4
R 6030	CHIP RES.	22k	1/16W	5%	RMC1/16 223JATP	J24185223		1-	A	E4
R 6031	CHIP RES.	22k	1/16W	5%	RMC1/16 223JATP	J24185223		1-	A	E4
RL6001	RELAY		DC12V		ACP131 DC12V	M1190152		1-	A	D2
RL6003	RELAY		DC12V		ACP131 DC12V	M1190152		1-	A	D3
T 6001	TOROIDAL COIL				D12A RI16X8X8	L0022119		1-	A	B4
T 6003	TOROIDAL COIL				D12A RI16X8X8	L0022119		1-	A	B3
	RUBBER					RA0217100		16-		

Circuit Diagram



Parts Layout



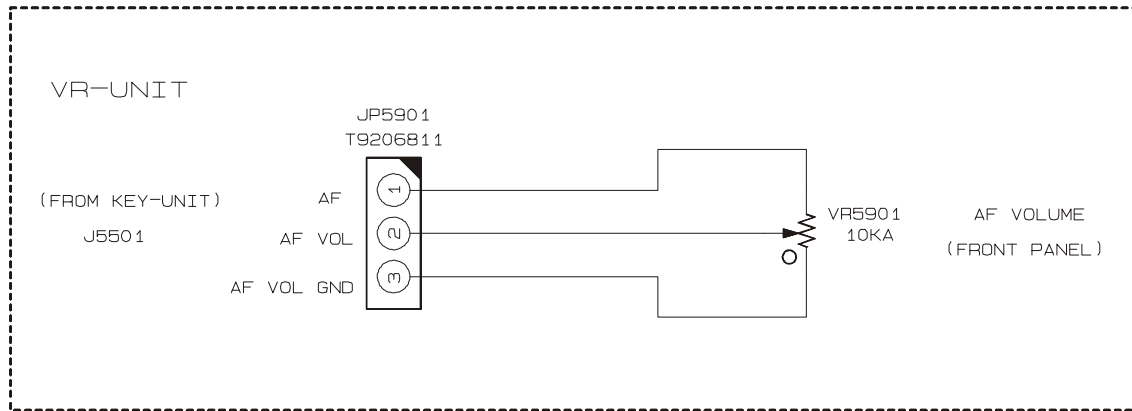
Parts List

REF.	DESCRIPTION	VALUE	V/W	TOL.	MFR'S DESIG	VXSTD P/N	VERS.	LOT.	SIDE	LAY ADR
PCB with Components						CB1647002				
JP6501	WIRE ASSY				A1367+	T9206794		1-		
JP6502	WIRE ASSY				WHT 340 SRA/<7>	T9318166		1-		
JP6503	WIRE ASSY				BLK 330 SRA/<7>	T9318167		1-		
JP6504	WIRE ASSY				BRN 320 SRA/<7>	T9318168		1-		
JP6505	WIRE ASSY				GRA 330 SRA/<7>	T9318169		1-		
S 6501	PUSH SWITCH				SDDFE30100	N4090147		1-		

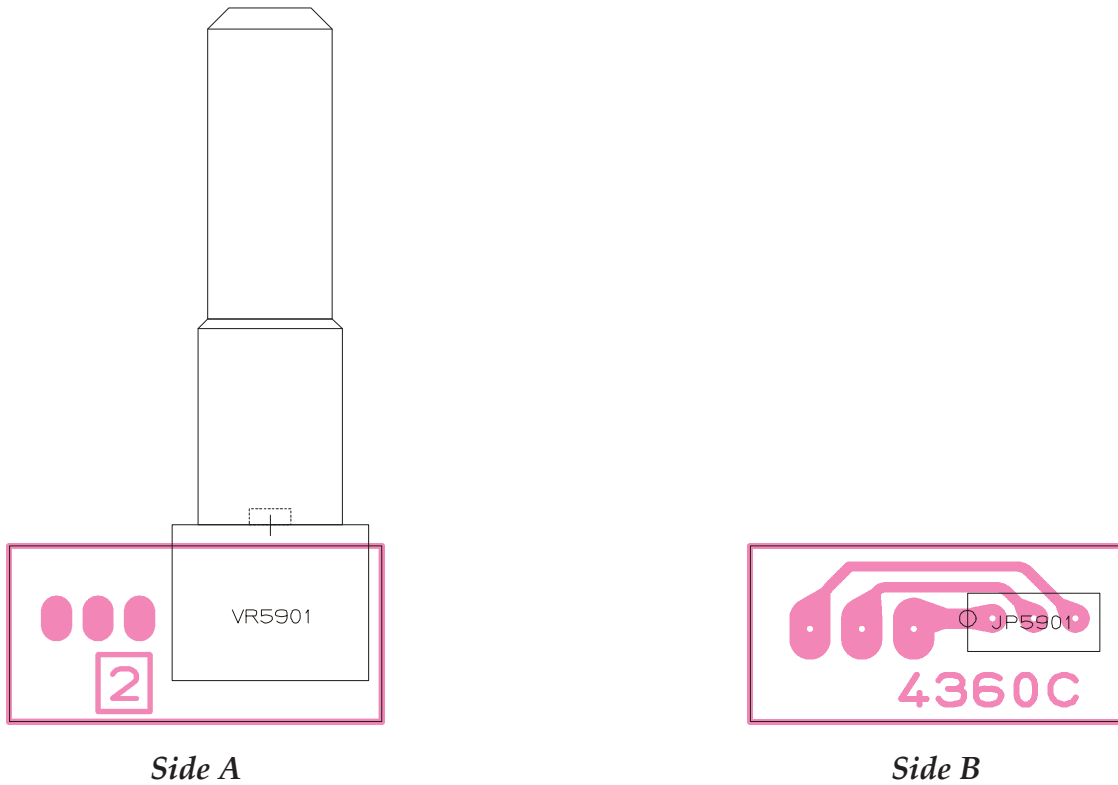
SW Unit (25W Type)

Note

Circuit Diagram (Lot. 1-107)

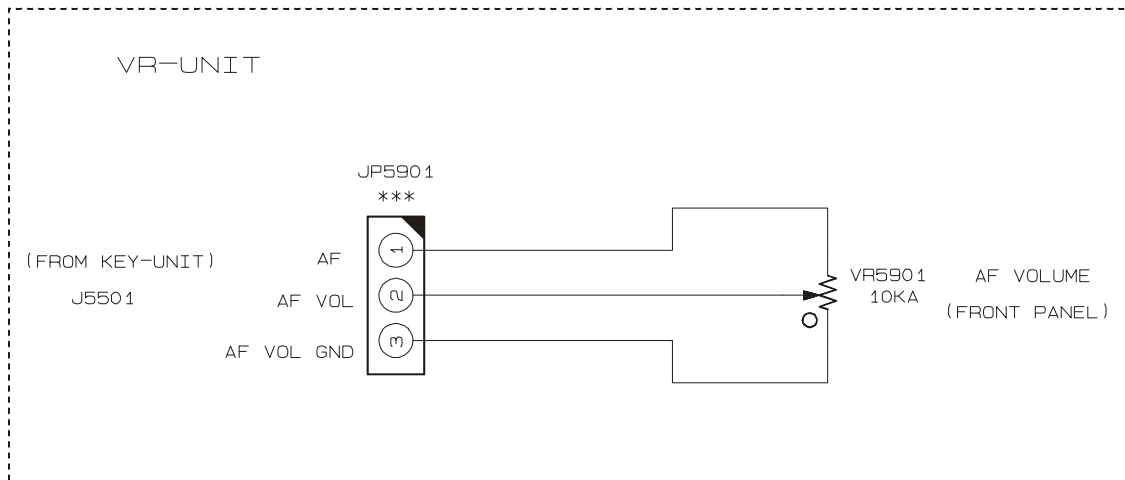


Parts Layout (Lot. 1-107)

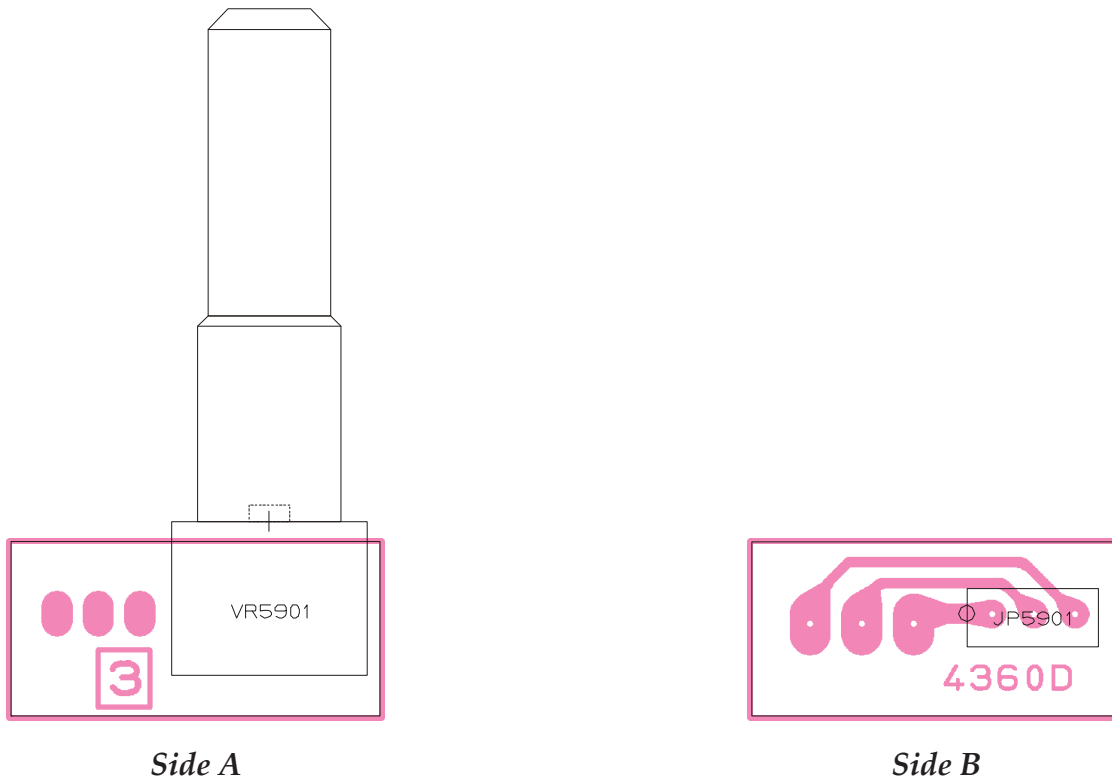


VR Unit

Circuit Diagram (Lot. 108-)



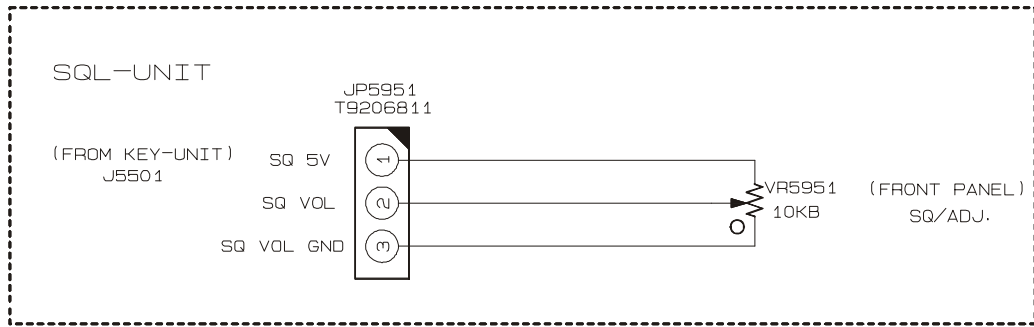
Parts Layout(Lot. 108-)



Parts List

REF.	DESCRIPTION	VALUE	VW	TOL.	MFR'S DESIG	VXSTD P/N	VERS.	LOT.	SIDE	LAYADR
PCB with Components (w/o JP5951)						CS2349101				
JP5951	WIRE ASSY					T9206811		1-	B	
VR5901	POT.				RK0971110 10KA (L=25)	J60800241		1-	A	

Circuit Diagram (Lot. 1-107)

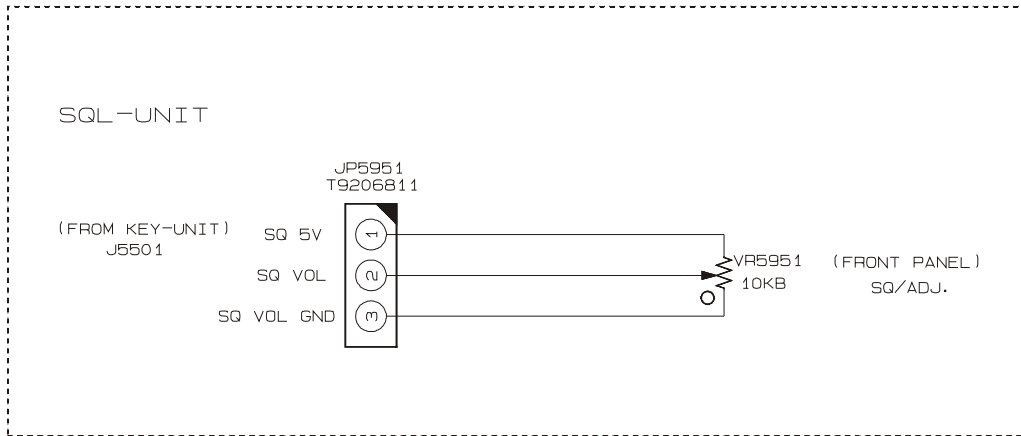


Parts Layout (Lot. 1-107)

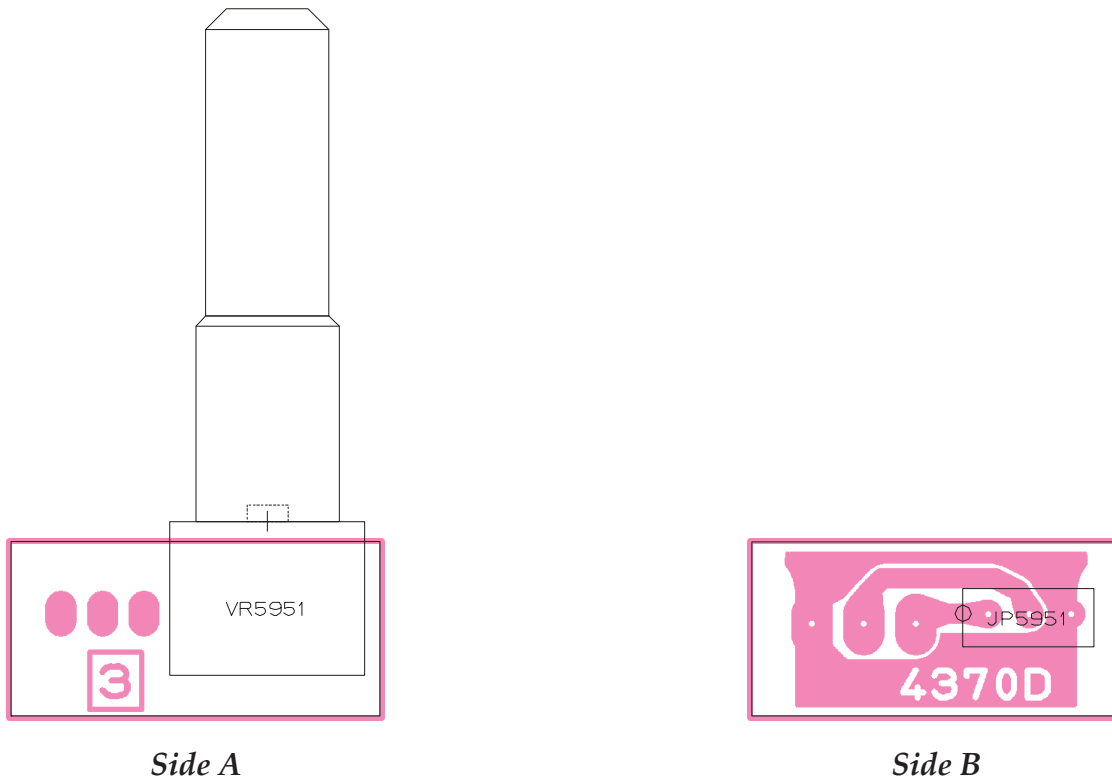


SQL Unit

Circuit Diagram (Lot. 108-)



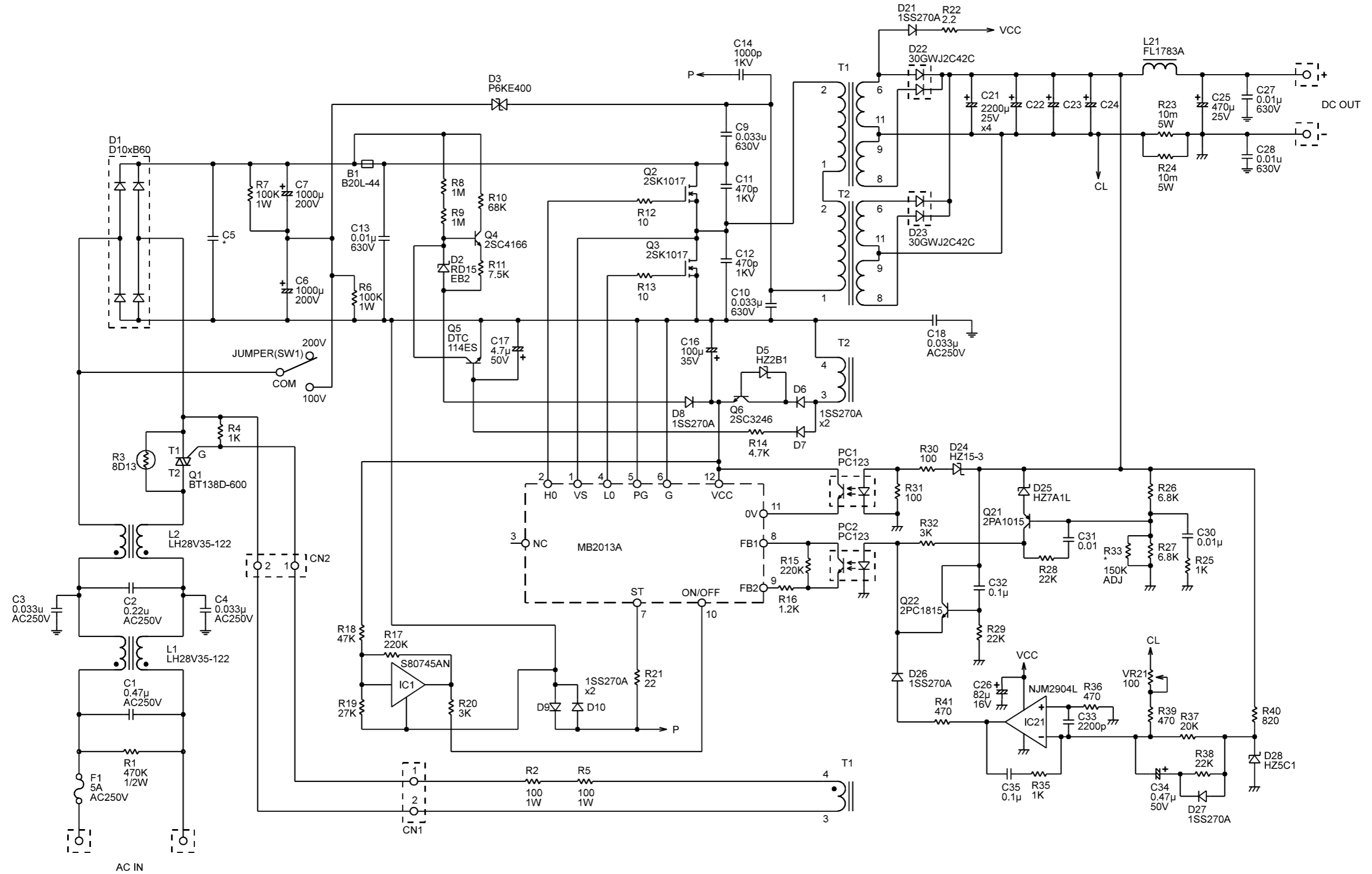
Parts Layout (Lot. 108-)



Parts List

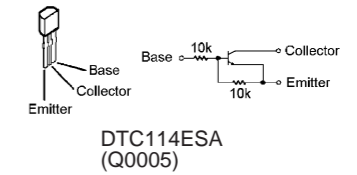
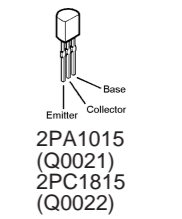
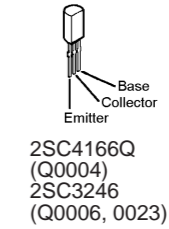
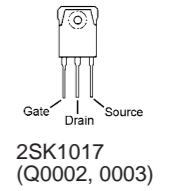
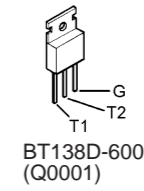
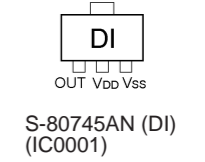
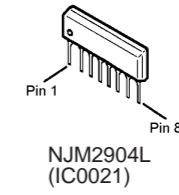
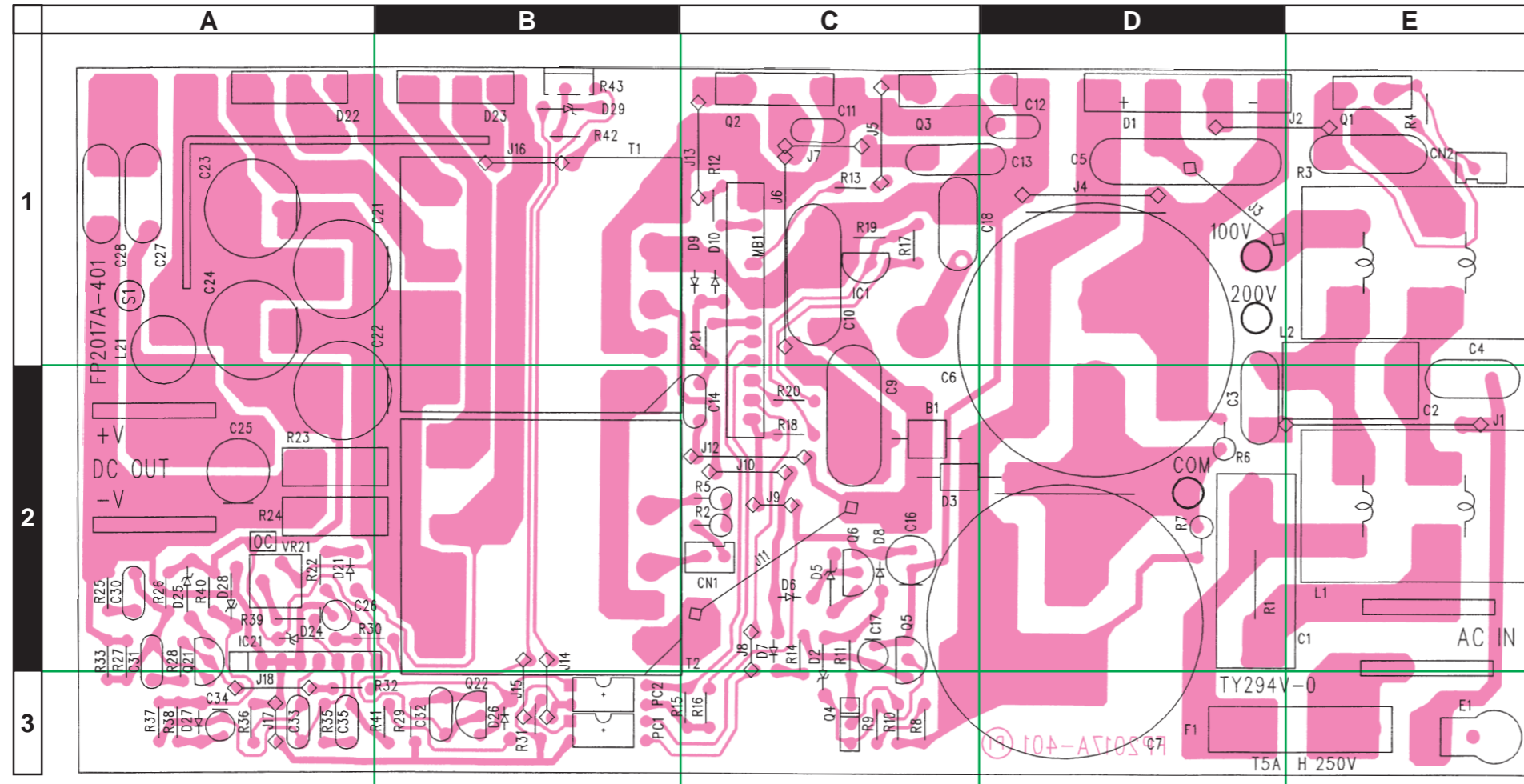
REF.	DESCRIPTION	VALUE	VW	TOL.	MFR'S DESIG	VXSTD P/N	VERS.	LOT.	SIDE	LAYADR
PCB with Components (w/o JP5951)						CS2320101				
JP5951	WIRE ASSY					T9206811		1-	B	
VR5951	POT.				RK0971110 10KB(L=25)	J60800242		1-	A	

Circuit Diagram



PS Unit

Parts Layout (Side A)



REF.	DESCRIPTION	VALUE	V/W	TOL.	MFR'S DESIG	VXSTD P/N	VERS.	LOT.	SIDE	LAYADR
PCB with Components						Q7000303 Q7000427	USA (NA): 50W Type Except USA (NA) & EIA (CE): 50W Type			
B 0001	FERRITE BEADS				B-20L-44	L9190120		1-	A	C2
C 0001	FILM CAP.	0.47uF	250V		ECQU2A474MG	K52240008		1-	A	D2
C 0002	FILM CAP.	0.22uF	250V		ECQU2A224MG	K52240007		1-	A	E2
C 0003	CERAMIC CAP.	0.0033uF		E	ECKDRS332MEY	K12269003		1-	A	D2
C 0004	CERAMIC CAP.	0.0033uF		E	ECKDRS332MEY	K12269003		1-	A	E2
C 0006	AL.ELECTRO.CAP.	1000uF	200V		KMM200VNSN1000M30D	K40239006		1-	A	D1
C 0007	AL.ELECTRO.CAP.	1000uF	200V		KMM200VNSN1000M30D	K40239006		1-	A	D2
C 0009	FILM CAP.	0.033uF	800V		QXF2K333JRPT	K52290001		1-	A	C2
C 0010	FILM CAP.	0.033uF	800V		QXF2K333JRPT	K52290001		1-	A	C1
C 0011	CERAMIC CAP.	470pF	1kV	R	DE0705R471K1K	K10309002		1-	A	C1
C 0012	CERAMIC CAP.	470pF	1kV	R	DE0705R471K1K	K10309002		1-	A	D1
C 0013	FILM CAP.	0.01uF	630V		MMC103K-630	K52280009		1-	A	C1
C 0014	CERAMIC CAP.	0.001uF	1kV	B	ECKD3A102KBP	K10309001		1-	A	C2
C 0016	AL.ELECTRO.CAP.	100uF	35V		ECA1VHG101	K40169036		1-	A	C2
C 0017	AL.ELECTRO.CAP.	4.7uF	50V		ECA1HHG4R7	K40179074		1-	A	C2
C 0018	CERAMIC CAP.	0.0033uF		E	ECKDRS332MEY	K12269003		1-	A	C1
C 0021	AL.ELECTRO.CAP.	2200uF	25V		EEUFC1E222	K40149063		1-	A	A1
C 0022	AL.ELECTRO.CAP.	2200uF	25V		EEUFC1E222	K40149063		1-	A	A2
C 0023	AL.ELECTRO.CAP.	2200uF	25V		EEUFC1E222	K40149063		1-	A	A1
C 0024	AL.ELECTRO.CAP.	2200uF	25V		EEUFC1E222	K40149063		1-	A	A1
C 0025	AL.ELECTRO.CAP.	470uF	25V		EEUFC1E471L	K40149064		1-	A	A2
C 0026	AL.ELECTRO.CAP.	82uF	16V		EEUFC1C820	K40129094		1-	A	A2
C 0027	FILM CAP.	0.01uF	630V		MMC103K630	K52280009		1-	A	A1
C 0028	FILM CAP.	0.01uF	630V		MMC103K630	K52280009		1-	A	A1
C 0030	FILM CAP.	0.01uF	50V		ECQB1H103KF	K52170021		1-	A	A2
C 0031	FILM CAP.	0.01uF	50V		ECQB1H103KF	K52170021		1-	A	A2
C 0032	FILM CAP.	0.1uF	50V		ECQV1H104JL	K52170020		1-	A	B3
C 0033	FILM CAP.	0.0022uF	50V		ECQB1H222KF	K52170022		1-	A	A3
C 0034	AL.ELECTRO.CAP.	0.47uF	50V		ECA1HHGR47	K40179075		1-	A	A3
C 0035	FILM CAP.	0.1uF	50V		ECQV1H104JL	K52170020		1-	A	A3
D 0001	DIODE				D10XB60	G2090753		1-	A	D1
D 0002	DIODE				RD15EB2	G2090507		1-	A	C2
D 0003	DIODE				P6KE400C	G2090759		1-	A	C2
D 0005	DIODE				HZ2B1	G2090755		1-	A	C2
D 0006	DIODE				1SS270A	G2090754		1-	A	C2
D 0007	DIODE				1SS270A	G2090754		1-	A	C2
D 0008	DIODE				1SS270A	G2090754		1-	A	C2
D 0009	DIODE				1SS270A	G2090754		1-	A	C1
D 0010	DIODE				1SS270A	G2090754		1-	A	C1
D 0021	DIODE				1SS270A	G2090754		1-	A	A2
D 0022	DIODE				30GWJ2C42C	G2090758		1-	A	A1
D 0023	DIODE				30GWJ2C42C	G2090758		1-	A	B1
D 0024	DIODE				HZ15-3	G2090756		1-	A	A2
D 0025	DIODE				HZ7A1L	G2090757		1-	A	A2
D 0026	DIODE				1SS270A	G2090754		1-	A	B3
D 0027	DIODE				1SS270A	G2090754		1-	A	A3
D 0028	DIODE				HZ5C1	G2090188		1-	A	A2
F 0001	FUSE				215005	Q0000092		1-	A	E2
IC0001	IC				S-80745AN-D9-T1	G1092610		1-	A	C1
IC0021	IC				NJM2904L	G1093156		1-	A	A2
L 0001	LINE FILTER				LH28V35-122	S8100821		1-	A	E2
L 0002	LINE FILTER				LH28V35-122	S8100821		1-	A	E1
L 0021	RFC				FL1783A	S8100206		1-	A	A1
L 0022	RFC				FL1783A	S8100206		1-	A	
PC0001	PHOTO COUPLER				PC123FY2	G0090036		1-	A	B3
PC0002	PHOTO COUPLER				PC123FY2	G0090036		1-	A	B3
Q 0001	TRIAC				BT138D-600	G3090129		1-	A	E1
Q 0002	FET				2SK1017	G3810170		1-	A	C1
Q 0003	FET				2SK1017	G3810170		1-	A	C1
Q 0004	TRANSISTOR				2SC4166-Q	G3341660Q		1-	A	C3
Q 0005	TRANSISTOR				DTC114ESA	G3090130		1-	A	C2
Q 0006	TRANSISTOR				2SC3246H	G3332460H		1-	A	C2
Q 0021	TRANSISTOR				2PA1015Y	G3090131		1-	A	A2
Q 0022	TRANSISTOR				2PC1815Y	G3090132		1-	A	B3
R 0001	CARBON FILM RES.	470k	1/2W	5%	RD50SS470K J	J01279001		1-	A	D2

PS Unit

Parts List

REF.	DESCRIPTION	VALUE	V/W	TOL.	MFR'S DESIG	VXSTD P/N	VERS.	LOT.	SIDE	LAYADR
R 0002	METAL FILM RES.	100	1W	5%	ERG-1SJ101	J22305101		1-	A	C2
R 0003	THERMISTOR				8D-13	G9090130		1-	A	E1
R 0004	CARBON FILM RES.	1k	1/6W	5%	RD16PJ	J01225102		1-	A	E1
R 0005	METAL FILM RES.	100	1W	5%	ERG-1SJ101	J22305101		1-	A	C2
R 0006	METAL FILM RES.	100k	1W	5%	ERG-1SJ104	J22309049		1-	A	D2
R 0007	METAL FILM RES.	100k	1W	5%	ERG-1SJ104	J22309049		1-	A	D2
R 0008	CARBON FILM RES.	1M	1/6W	5%	RD16PJ105	J01225105		1-	A	C3
R 0009	CARBON FILM RES.	1M	1/6W	5%	RD16PJ105	J01225105		1-	A	C3
R 0010	CARBON FILM RES.	68k	1/6W	5%	RD16PJ683	J01225683		1-	A	C3
R 0011	CARBON FILM RES.	7.5k	1/6W	5%	RD16PJ752	J01225752		1-	A	C2
R 0012	CARBON FILM RES.	10	1/6W	5%	RD16PJ100	J01225100		1-	A	C1
R 0013	CARBON FILM RES.	10	1/6W	5%	RD16PJ100	J01225100		1-	A	C1
R 0014	CARBON FILM RES.	4.7k	1/6W	5%	RD16PJ472	J01225472		1-	A	C2
R 0015	CARBON FILM RES.	220k	1/6W	5%	RD16PJ224	J01225224		1-	A	C3
R 0016	CARBON FILM RES.	1.2k	1/6W	5%	RD16PJ122	J01225122		1-	A	C3
R 0017	CARBON FILM RES.	220k	1/6W	5%	RD16PJ224	J01225224		1-	A	C1
R 0018	CARBON FILM RES.	47k	1/6W	5%	RD16PJ473	J01225473		1-	A	C2
R 0019	CARBON FILM RES.	27k	1/6W	5%	RD16PJ273	J01225273		1-	A	C1
R 0020	CARBON FILM RES.	3k	1/6W	5%	RD16PJ302	J01225302		1-	A	C2
R 0021	CARBON FILM RES.	22	1/6W	5%	RD16PJ220	J01225220		1-	A	C1
R 0022	CARBON FILM RES.	2.2	1/6W	5%	RD16PJ2R2	J01225229		1-	A	A2
R 0023	CEMENT RES.	0.01	5W	10%	MPC75 0.01 K	J30379003		1-	A	A2
R 0024	CEMENT RES.	0.01	5W	10%	MPC75 0.01 K	J30379003		1-	A	A2
R 0025	CARBON FILM RES.	1k	1/6W	5%	RD16PJ102	J01225102		1-	A	A2
R 0026	CARBON FILM RES.	6.8k	1/6W	5%	RD16PJ682	J01225682		1-	A	A2
R 0027	CARBON FILM RES.	6.8k	1/6W	5%	RD16PJ682	J01225682		1-	A	A2
R 0028	CARBON FILM RES.	22k	1/6W	5%	RD16PJ223	J01225223		1-	A	A2
R 0029	CARBON FILM RES.	22k	1/6W	5%	RD16PJ223	J01225223		1-	A	B3
R 0030	CARBON FILM RES.	100	1/6W	5%	RD16PJ101	J01225101		1-	A	A2
R 0031	CARBON FILM RES.	100	1/6W	5%	RD16PJ101	J01225101		1-	A	B3
R 0032	CARBON FILM RES.	3k	1/6W	5%	RD16PJ302	J01225302		1-	A	A3
R 0033	CARBON FILM RES.	150k	1/6W	5%	RD16PJ154	J01225154		1-	A	A2
R 0035	CARBON FILM RES.	1k	1/6W	5%	RD16PJ102	J01225102		1-	A	A3
R 0036	CARBON FILM RES.	470	1/6W	5%	RD16PJ471	J01225471		1-	A	A3
R 0037	CARBON FILM RES.	20k	1/6W	5%	RD16PJ203	J01225203		1-	A	A3
R 0038	CARBON FILM RES.	22k	1/6W	5%	RD16PJ223	J01225223		1-	A	A3
R 0039	CARBON FILM RES.	470	1/6W	5%	RD16PJ471	J01225471		1-	A	A2
R 0040	CARBON FILM RES.	820	1/6W	5%	RD16PJ821	J01225821		1-	A	A2
R 0041	CARBON FILM RES.	470	1/6W	5%	RD16PJ471	J01225471		1-	A	B3
T 0001	CONVERTER TRANS.				FP2017A-501	S8100822		1-	A	B1
T 0002	CONVERTER TRANS.				FP2017A-501	S8100822		1-	A	B2
	TERMINAL (4pcs)				P91250 TAB	Q5000154		1-		
	FUSE CLIP (2pcs)				F220P	P2000064		1-		
	AC SELECTER				SK1019A-B	S8100823		1-		
	TERMINAL (2pcs)				RT-01N-2.3A	Q5000153		1-		
	MODULE				MB2013A	S8100824		1-		
	CABLE ASSY(B)				FP2017A-802	S8100825		1-		
	CABLE ASSY(C)				FP2017A-803	S8100826		1-		
	CABLE ASSY(D)				FP2017A-804	S8100827		1-		
	CABLE ASSY(E)				FP2017A-805	S8100828		1-		
	CABLE ASSY(F)				FP2017A-806	S8100829		1-		
	HEATSINK				FP2017A-611	S8001785		1-		
	HEATSINK(S)				FP2017A-613	S8001787		1-		
	FITTING A				FP2017A-614	S8001788		1-		
	FITTING B				FP2017A-615	S8001789		1-		
	THERMAL CONDUCTER				FP2017A-701	S8001790		1-		
	THERMAL CONDUCTER				FB419	S8001781		1-		
	THERMAL CONDUCTER (4pcs)				TC45A-(CP-T0-3P)	S8001782		1-		
	THERMAL CONDUCTER				TC45A-(CP-T0-220)	S8001783		1-		
	FITTING (5pcs)				FR336A	S8001784		1-		
	FITTING				FR309A	S8000030		1-		
	SPACER (5pcs)				8MM	S8001794		1-		
	COVER				FP2017A-612	S8001786		1-		



No portion of this manual may be reproduced without the permission of Vertex Standard LMR, Inc.

Vertex Standard is a trademark of Vertex Standard LMR, Inc.
All other trademarks are the property of their respective owners.

©2015 Vertex Standard LMR, Inc.
All rights reserved.