

144/430 MHz Dual-Band Digital Transceiver

FT2DR/DE

EH060M90C

©2016 YAESU MUSEN CO., LTD.

Introduction

This manual provides the technical information necessary for servicing the FT2DR/DE 144/430 MHz Dual Band Digital Transceiver.

Servicing this equipment requires expertise in handling surface-mount chip components. Attempts by non-qualified persons to service this equipment may result in permanent damage not covered by the warranty, and may be illegal in some countries.

Two PCB layout diagrams provided for each double-sided board in this transceiver. Each side of the board is referred to by the type of the majority of components installed on that side ("Side A" or "Side B"). In most cases one side has only chip components, and the other has either a mixture of both chip and leaded components (trimmers, coils, electrolytic capacitors, ICs, etc.), or leaded components only.

While we believe the information in this manual to be correct, YAESU assumes no liability for damage that may occur as a result of typographical or other errors that may be present. Your cooperation in pointing out any inconsistencies in the technical information would be appreciated.

Caution

Risk of explosion if battery is replaced by an incorrect type. Dispose of used batteries according to the instructions.

Important Note

This transceiver was assembled using Pb (lead) free solder, based on the RoHS specification.

Only lead-free solder (Alloy Composition: Sn-3.0Ag-0.5Cu) should be used for repairs performed on this apparatus. The solder stated above utilizes the alloy composition required for compliance with the lead-free specification, and any solder with the above alloy composition may be used.

Contents

- Specifications
- Exploded View & Miscellaneous Parts
- Block Diagram
- Alignment
- Board Unit (Schematics, Layouts & Parts)
 - RF Unit
 - CNTL Unit
 - SUB Unit
 - USB Unit
 - ENC Unit
 - MIC Unit

General

Frequency Range:	A Band RX 0.52 - 1.71 MHz (AM Radio) 1.8 - 30 MHz (SW Radio) 30 - 76 MHz (USA version) 30 - 88 MHz (EXP/EU version) 76 - 108 MHz (USA version) 88 - 108 MHz (EXP/EU version) 108 - 137 MHz (Air Band) 137 - 174 MHz (144 MHz HAM) 174 - 222 MHz (VHF Band) 222 - 420 MHz (GEN1) 420 - 774 MHz (USA version) 420 - 800 MHz (EXP/EU version) 803 - 999 MHz (GEN2, Cellular Blocked: USA version) 800 - 999 MHz (GEN2: EXP/EU version)
	B Band RX 108 - 137 MHz (Air Band) 137 - 174 MHz (144 MHz HAM) 174 - 222 MHz (VHF Band) 222 - 420 MHz (GEN1) 420 - 470 MHz (430 MHz HAM) 470 - 580 MHz (UHF Band)
	TX 144 - 146 MHz or 144 - 148 MHz 430 - 440 MHz or 430 - 450 MHz
Channel Spacing:	5, 6.25, 8.33, 9, 10, 12.5, 15, 20, 25, 50, 100 kHz (8.33 kHz: only for Air Band, 9 kHz: only for AM Radio)
Frequency Stability:	±2.5 ppm (-4 °F to +140 °F [-20 °C to +60 °C])
Emission Type:	F1D, F2D, F3E, F7W
Supply Voltage:	Nominal: 7.2 V DC, Negative Ground SBR-14LI Nominal: 7.4 V DC, Negative Ground FNB-101LI Operating: 4 - 14 V, Negative Ground (EXT DC JACK) 11 - 16 V, Negative Ground (EXT DC JACK with SDD-13)
Current Consumption:	120 mA (Mono band Receive) 180 mA (Dual band Receive) 80 mA (Mono band Receive, Standby) 110 mA (Dual band Receive, Standby) 50 mA (Mono band Receive, Standby, Saver On "Save Ratio 1:5") 50 mA (Dual band Receive, Standby, Saver On "Save Ratio 1:5") +20 mA (GPS On) +20 mA (Digital) 400 µA (Auto Power Off) 1.6 A (5 W TX, 144 MHz 7.2 V DC) 1.8 A (5 W TX, 430 MHz 7.2 V DC)
Operating Temperature:	-4 °F to +140 °F (-20 °C to +60 °C)
Case Size (W x H x D):	2.4" x 4.3" x 1.3" (62 x 110 x 32.5 mm) (w/ SBR-14LI, w/o knob, antenna and belt clip)
Weight:	10.93 oz (310 g) (with SBR-14LI and Antenna)

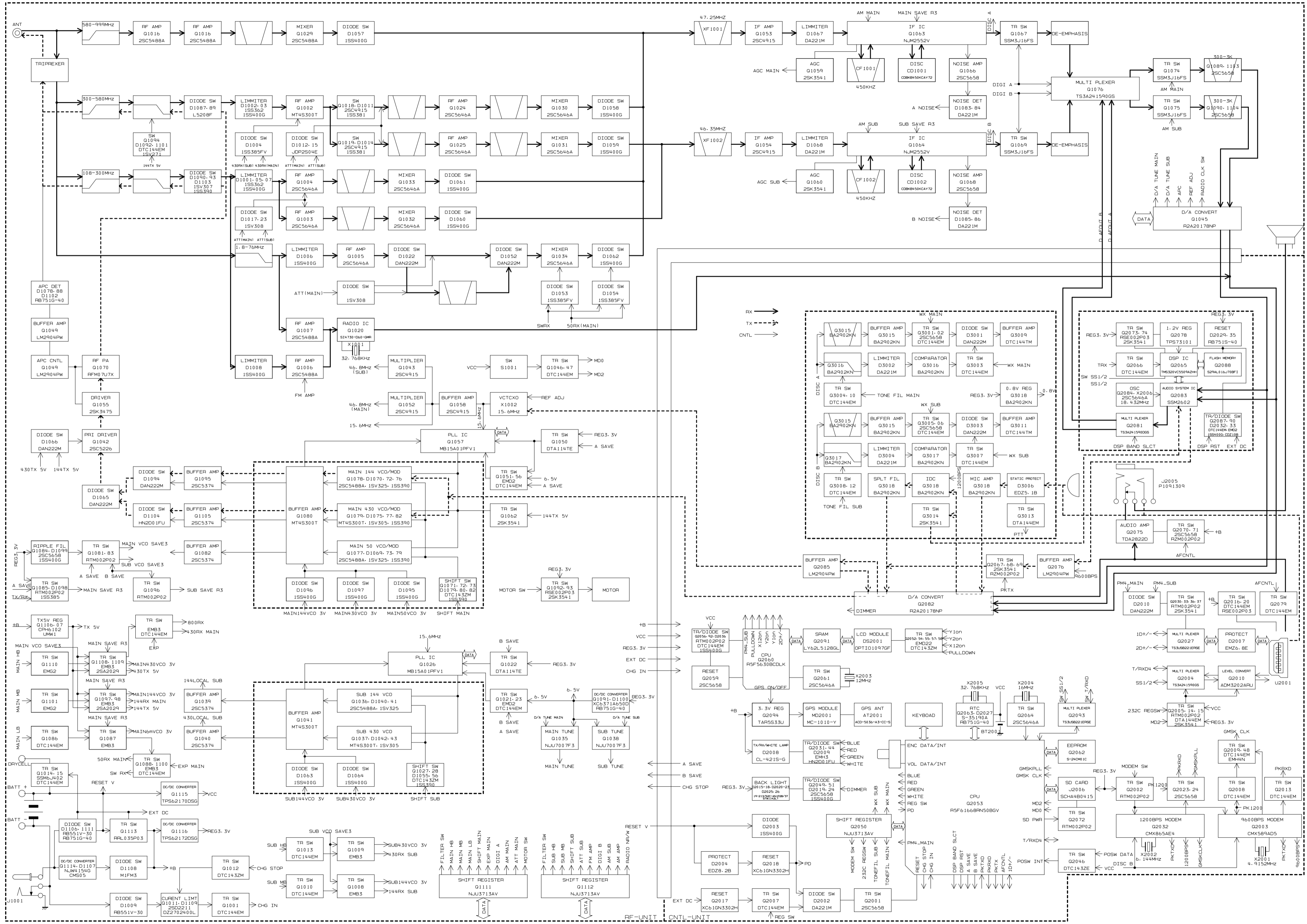
Transmitter

RF Power Output:	5 W (@ 7.2 V DC or EXT DC)
Modulation Type:	F1D, F2D, F3E : Variable Reactance modulation F7W: 4 FSK (C4FM)
Spurious Emission:	USA/EXP version At least 60 dB below (@TX Power HI, L3) At least 50 dB below (@TX Power L2, L1) European version At least 60 dB below (@TX Power HI, L3, L2) At least -36 dBm below (@TX Power L1)

Receiver

Circuit Type:	Double-Conversion Super heterodyne (NFM, AM) Single-Conversion Super heterodyne (AM/FM Radio)
Intermediate Frequencies:	1 st: 47.25 MHz (AM, NFM A Band) 1 st: 46.35 MHz (AM, NFM B Band) 2 nd: 450 kHz (AM, NFM)
Sensitivity:	3 μ V for 10 dB SN (0.5 - 30 MHz, @AM) 0.35 μ V TYP for 12 dB SINAD (30 - 54 MHz, @NFM) 1 μ V TYP for 12 dB SINAD (54 - 76 (88) MHz, @NFM) 1.5 μ V TYP for 12 dB SINAD (76 (88) - 108 MHz, @WFM) 1.5 μ V TYP for 10 dB SN (108 - 137 MHz, @AM) 0.2 μ V for 12 dB SINAD (137 - 140 MHz, @NFM) 0.16 μ V for 12 dB SINAD (140 - 150 MHz, @NFM) 0.2 μ V for 12 dB SINAD (150 - 174 MHz, @NFM) 1 μ V for 12 dB SINAD (174 - 222 MHz, @NFM) 0.5 μ V for 12 dB SINAD (300 - 350 MHz, @NFM) 0.2 μ V for 12 dB SINAD (350 - 400 MHz, @NFM) 0.18 μ V for 12 dB SINAD (400 - 470 MHz, @NFM) 1.5 μ V for 12 dB SINAD (470 - 540 MHz, @NFM) 3 μ V TYP for 12 dB SINAD (540 - 800 MHz, @NFM) 1.5 μ V TYP for 12 dB SINAD (800 - 999 MHz, @NFM, Cellular Blocked) 0.19 μ V TYP for BER 1 % (Digital Mode)
Selectivity:	NFM, AM 12 kHz / 35 kHz (-6 dB / -60 dB)
AF Output:	700 mW (8 Ω for 10 % THD 7.2 V) internal speaker 300 mW (8 Ω for 10 % THD 7.2 V) external speaker

Performance specifications are nominal, unless otherwise indicated, and are subject to change without notice. Measured in accordance with TIA/EIA-603.



BLOCK DIAGRAM-1

Introduction and Precautions

The FT2DR/FT2DE has been carefully aligned at the factory for performance across the specified amateur bands. Realignment should therefore not be necessary except in the event of a component failure. All component replacement and service should be performed only by an authorized YAESU representative, or the warranty policy may be voided.

The following procedures cover the sometimes critical and tedious adjustments that are not normally required once the transceiver has left the factory. However, if damage occurs and some parts are replaced, realignment may be required. If a sudden problem occurs during normal operation, it is likely due to component failure; realignment should not be done until after the faulty component has been replaced.

We recommend that servicing be performed only by authorized YAESU service technicians, who are experienced with the circuitry and fully equipped for repair and alignment. Therefore, if a fault is suspected, contact the dealer from whom the transceiver was purchased for instructions regarding repair. Authorized YAESU service technicians realign all circuits and make complete performance checks to ensure compliance with factory specifications after replacing any faulty components.

Those who do undertake any of the following alignments are cautioned to proceed at their own risk. Problems caused by unauthorized attempts at realignment are not covered by the warranty policy. Also, YAESU must reserve the right to change circuits and alignment procedures in the interest of improved performance, without notifying owners.

Under no circumstances should any alignment be attempted unless the normal function and operation of the transceiver are clearly understood, the cause of the malfunction has been clearly pinpointed and any faulty components replaced, and the need for realignment determined to be absolutely necessary.

Required Test Equipment

- RF Signal Generator with calibrated output level at 500 MHz
- Deviation Meter (linear detector)
- In-line Wattmeter with 5% accuracy at 500 MHz
- 50-ohm, 10-W RF Dummy Load
- 8-ohm AF Dummy Load
- Regulated DC Power Supply adjustable from 8 to 16 V DC, 3 A
- Frequency Counter: 0.2-ppm accuracy at 500 MHz
- AF Signal Generator
- AC Voltmeter
- DC Voltmeter: high impedance
- UHF Sampling Coupler
- SINAD Meter

Alignment Preparation & Precautions

A 10-W RF dummy load and in-line wattmeter must be connected to the main antenna jack in all procedures that call for transmission; alignment is not possible with an antenna. After completing one step, read the next step to see if the same test equipment is required. If not, remove the test equipment (except dummy load and wattmeter, if connected) before proceeding. Correct alignment requires the transceiver and test equipment be maintained at a constant ambient temperature between 68~86 °F (20~30 °C). When the transceiver is brought into the shop from hot or cold air, it should be allowed some time to come to room temperature before alignment. Whenever possible, alignments should be made with oscillator shields and circuit boards firmly affixed in place. Also, the test equipment must be thoroughly warmed up before beginning.

Note: Signal levels in dB referred to in the alignment procedure are based on $0 \text{ dB}\mu=0.5 \mu\text{V}$ (closed circuit).

Important Notice

Do not adjust the alignment menus that are not mentioned in this manual.

Internal System Alignment Routine

This uses a programmed routine in the transceiver which simplifies many previously complex discrete component settings and adjustments with digitally-controlled settings via front panel buttons and LCD indications.

1. To begin, set the transceiver to the VFO mode on the "A-Band, FM-mode" in the "Mono" band mode.
2. Program a password for the Alignment (AH060M) according to the following procedure:
 - 1) Press and hold the **[DISP]** key for one second to enter the Set mode.
 - 2) Touch **[DISPLAY]** briefly to enable adjustment of this Set Mode Item.
 - 3) Rotate the **DIAL** knob to select Set Mode Item 8: OPENING MESSAGE.
 - 4) Press the **[DISP]** key briefly to enable adjustment of this Set Mode Item.
 - 5) Rotate the **DIAL** knob to select Set Mode Item MESSAGE.
 - 6) Press the **[DISP]** key briefly to enable adjustment of this Set Mode Item.
 - 7) Input the password "AH060M" (toggle the alphabet input screen, and the number input screen when necessary).
 - 8) When you have completed the password, press the **[DISP]** key briefly, then press the **PTT** switch to exit to normal operation.

Note: Remember to delete the password "AH060M" from the Set Mode Item 8: OPENING MESSAGE when the alignment adjustments are finished by pressing and holding in the **[GM]** key for two seconds (as in step 8 above).

3. Press the **[PWR]** switch for two seconds to turn the transceiver "off".
4. Press and hold in the **[GM]** key while powering the transceiver "on" again. The transceiver will enter the adjustment mode, and the display will show the first alignment setting. Thereafter, the frequencies used during alignment will automatically be set without action by the technician.

In the alignment process, each adjustment is selected by rotating the **DIAL** knob. The alignment is performed by: pressing the **[V/M]** key injecting a signal of the required frequency and level; making the adjustment; and then pressing the **[V/M]** key again (the "Data" will disappear from the display), to store the adjustment.

To exit the alignment routine, press the **[GM]** key. After performing the system alignment in its entirety, individual settings can be returned to and adjusted individually, should the need arise.

As each transceiver is individually optimized at the factory, the precise settings for the transceiver on your bench may be slightly different.

PLL Reference Frequency Adjustment (PLL REF)

- Connect the test equipment as shown in Figure 1: TX Alignment Setup.
- Rotate the **DIAL** knob to select the Alignment Menu "PLL REF".
- Press the **[V/M]** button (the "Data" will appear on the display).
- Press the **PTT** switch to transmit and rotate the **DIAL** knob so that the frequency counter setting is 440.000 MHz (± 100 Hz).
- Release the **PTT** switch, then press the **[V/M]** button (the "Data" will disappear from the display).

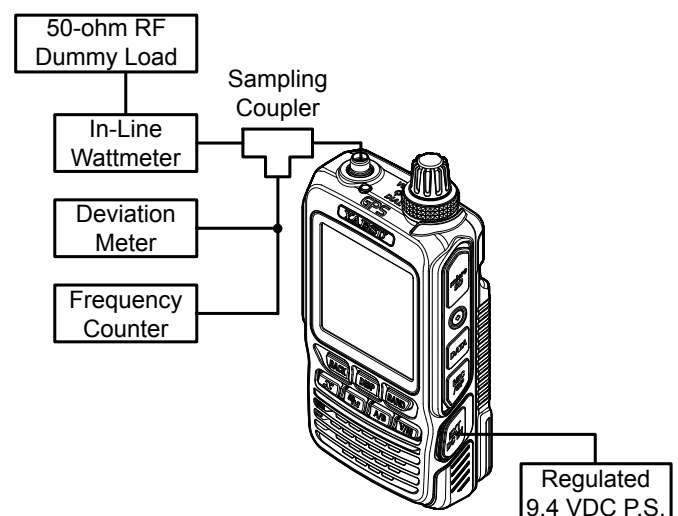


Figure 1: TX Alignment Setup

A-Band 430 MHz Band Adjustment

Receiver Sensitivity Adjustment (TUNE DEV)

- ❑ Connect the test equipment as shown in Figure 2: RX Alignment Setup.
- ❑ Rotate the **DIAL** knob to select the Alignment Menu "**TUNE DEV**".
- ❑ Set the RF Signal Generator output to 435.100 MHz, at a level of -10.0 dB μ , \pm 3.5 kHz deviation with a 1 kHz audio tone.
- ❑ Press the **[V/M]** button (the "Data" will appear on the display).
- ❑ Rotate the **DIAL** knob for maximum deflection on the SINAD meter.
- ❑ Press the **[V/M]** button (the "Data" will disappear on the display).

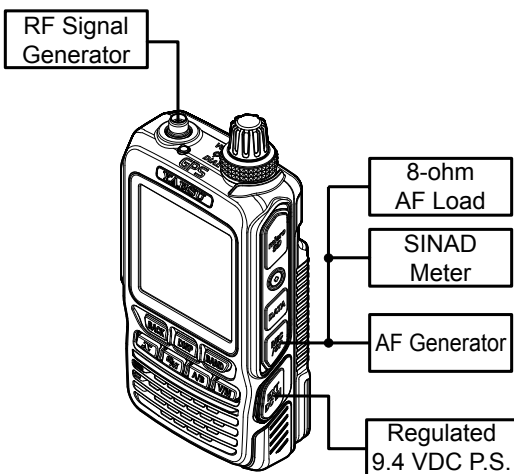


Figure 2: RX Alignment Setup

Squelch Hysteresis Confirmation (HIS SQL)

- ❑ Rotate the **DIAL** knob to select the Alignment Menu "**HIS SQL**".
- ❑ Confirm that the alignment value is "0".

Squelch Threshold Adjustment (THLD SQL)

- ❑ Connect the test equipment as shown in Figure 2: RX Alignment Setup.
- ❑ Rotate the **DIAL** knob to select the Alignment Menu "**THLD SQL**".
- ❑ Set the RF Signal Generator output to 435.100 MHz, at a level of -12 dB μ , \pm 3.5 kHz deviation with a 1 kHz audio tone.
- ❑ Press the **[V/M]** button (the "Data" will appear on the display).
- ❑ Press the **[X]** key two times to store the Squelch Threshold level
- ❑ Press the **[V/M]** button (the "Data" will disappear on the display).

Tight Squelch Adjustment (TIGH SQL)

- ❑ Connect the test equipment as shown in Figure 2: RX Alignment Setup.
- ❑ Rotate the **DIAL** knob to select the Alignment Menu "**TIGH SQL**".
- ❑ Set the RF Signal Generator output to 435.100 MHz, at a level of -4 dB μ , \pm 3.5 kHz deviation with a 1 kHz audio tone.
- ❑ Press the **[V/M]** button (the "Data" will appear on the display).
- ❑ Press the **[X]** key two times to store the Squelch Tight level.
- ❑ Press the **[V/M]** button (the "Data" will disappear on the display).

FM S-Meter S-1 Adjustment (S1 LEVEL)

- ❑ Connect the test equipment as shown in Figure 2: RX Alignment Setup.
- ❑ Rotate the **DIAL** knob to select the Alignment Menu "**S1 LEVEL**".
- ❑ Set the RF Signal Generator output to 435.100 MHz, at a level of -7 dB μ , \pm 3.5 kHz deviation with a 1 kHz audio tone.
- ❑ Press the **[V/M]** button (the "Data" will appear on the display).
- ❑ Press the **[X]** key two times to store the FM S-Meter S-1 level.
- ❑ Press the **[V/M]** button (the "Data" will disappear on the display).

FM S-Meter Full-Scale Adjustment (S9 LEVEL)

- ❑ Connect the test equipment as shown in Figure 2: RX Alignment Setup.
- ❑ Rotate the **DIAL** knob to select the Alignment Menu "**S9 LEVEL**".
- ❑ Set the RF Signal Generator output to 435.100 MHz, at a level of +20 dB μ , \pm 3.5 kHz deviation with a 1 kHz audio tone.
- ❑ Press the **[V/M]** button (the "Data" will appear on the display).
- ❑ Press the **[X]** key two times to store the FM S-Meter Full Scale level.
- ❑ Press the **[V/M]** button (the "Data" will disappear on the display).

Alignment

TX Power (HI) Adjustment (HI POWER)

- Connect the test equipment as shown in Figure 1: TX Alignment Setup.
- Rotate the **DIAL** knob to select the Alignment Menu "**HI POWER**".
- Press the **[V/M]** button (the "Data" will appear on the display).
- Press the **PTT** switch to transmit and rotate the **DIAL** knob so that the Power Meter reading is 5.0 W (± 0.05 W).
- Release the **PTT** switch, and then press the **[V/M]** button (the "Data" will disappear on the display).

TX Power (L3) Adjustment (L3 POWER)

- Connect the test equipment as shown in Figure 1: TX Alignment Setup.
- Rotate the **DIAL** knob to select the Alignment Menu "**L3 POWER**".
- Press the **[V/M]** button (the "Data" will appear on the display).
- Press the **PTT** switch to transmit and rotate the **DIAL** knob so that the Power Meter setting is 2.5 W (± 0.1 W).
- Release the **PTT** switch, and then press the **[V/M]** button (the "Data" will disappear on the display).

TX Power (L2) Adjustment (L2 POWER)

- Connect the test equipment as shown in Figure 1: TX Alignment Setup.
- Rotate the **DIAL** knob to select the Alignment Menu "**L2 POWER**".
- Press the **[V/M]** button (the "Data" will appear on the display).
- Press the **PTT** switch to transmit and rotate the **DIAL** knob so that the Power Meter setting is 0.85 W ($+0.05/-0.1$ W).
- Release the **PTT** switch, and then press the **[V/M]** button (the "Data" will disappear on the display).

TX Power (L1) Adjustment (L1 POWER)

- Connect the test equipment as shown in Figure 1: TX Alignment Setup.
- Rotate the **DIAL** knob to select the Alignment Menu "**L1 POWER**".
- Press the **[V/M]** button (the "Data" will appear on the display).
- Press the **PTT** switch to transmit and rotate the **DIAL** knob so that the Power Meter setting is 0.1 W (± 0.05 W).
- Release the **PTT** switch, and then press the **[V/M]** button (the "Data" will disappear on the display).

Digital TX Deviation Adjustment (DIG DEV)

- Connect the test equipment as shown in Figure 1: TX Alignment Setup.
- Rotate the **DIAL** knob to select the Alignment Menu "**DIG DEV**".
- Press the **[V/M]** button (the "Data" will appear on the display).
- Press the **[BAND]** button to select the "PLL REF". (Don't touch alignment menu "VCO MOD")
- Press the **PTT** switch to transmit and rotate the **DIAL** knob so that the Deviation Meter setting is 4.5 kHz ± 0.1 kHz.
- Release the **PTT** switch, and then press the **[V/M]** button (the "Data" will disappear on the display).

TX Deviation Adjustment (MAX DEV)

- Connect the test equipment as shown in Figure 1: TX Alignment Setup.
- Rotate the **DIAL** knob to select the Alignment Menu "**MAX DEV**".
- Set the AF Signal Generator output to 50 mVrms with a 1 kHz audio tone.
- Press the **[V/M]** button (the "Data" will appear on the display).
- Press the **PTT** switch to transmit and rotate the **DIAL** knob so that the Deviation Meter setting is 4.2 kHz ± 0.05 kHz (USA version) or 4.5 kHz ± 0.05 kHz (EXP, EU versions).
- Release the **PTT** switch, and then press the **[V/M]** button (the "Data" will disappear on the display).

Alignment

CTCSS TX Deviation Adjustment (TONE DEV)

- Connect the test equipment as shown in Figure 1: TX Alignment Setup.
- Rotate the **DIAL** knob to select the Alignment Menu "TONE DEV".
- Press the [V/M] button (the "Data" will appear on the display).
- Press the **PTT** switch to transmit without the microphone input and rotate the **DIAL** knob so that the Deviation Meter setting is 0.7 kHz (± 0.1 kHz).
- Release the **PTT** switch, and then press the [V/M] button (the "Data" will disappear on the display).

DCS TX Deviation Adjustment (DCS DEV)

- Connect the test equipment as shown in Figure 1: TX Alignment Setup.
- Rotate the **DIAL** knob to select the Alignment Menu "DCS DEV".
- Press the [V/M] button (the "Data" will appear on the display).
- Press the **PTT** switch to transmit without the microphone input and rotate the **DIAL** knob so that the Deviation Meter setting is 0.7 kHz (± 0.1 kHz).
- Release the **PTT** switch, and then press the [V/M] button (the "Data" will disappear on the display).

A-Band 50 MHz Band Adjustment

Press the [**BAND**] key to select the 50 MHz Amateur band.

*Note: When the transceiver recalls Alignment Menu "PLL REF", the [A/B] and [BAND] key operation is ignored. In this case, rotate the **DIAL** knob to select an Alignment Menu other than "PLL REF".*

Receiver Sensitivity Adjustment (TUNE DEV)

- Connect the test equipment as shown in Figure 2: RX Alignment Setup.
- Rotate the **DIAL** knob to select the Alignment Menu "TUNE DEV".
- Set the RF Signal Generator output to 52.100 MHz, at a level of -8 dB μ , ± 3.5 kHz deviation with a 1 kHz audio tone.
- Press the [V/M] button (the "Data" will appear on the display).
- Rotate the **DIAL** knob for maximum deflection on the SINAD meter.
- Press the [V/M] button (the "Data" will disappear on the display).

Squelch Hysteresis Confirmation (HIS SQL)

- Rotate the **DIAL** knob to select the Alignment Menu "HIS SQL".
- Confirm that the alignment value is "0".

Squelch Threshold Adjustment (THLD SQL)

- Connect the test equipment as shown in Figure 2: RX Alignment Setup.
- Rotate the **DIAL** knob to select the Alignment Menu "THLD SQL".
- Set the RF Signal Generator output to 52.100 MHz, at a level of -10 dB μ , ± 3.5 kHz deviation with a 1 kHz audio tone.
- Press the [V/M] button (the "Data" will appear on the display).
- Press the [**X**] key two times to read the Squelch Threshold level.
- Press the [V/M] button (the "Data" will disappear on the display).

Tight Squelch Adjustment (TIGH SQL)

- Connect the test equipment as shown in Figure 2: RX Alignment Setup.
- Rotate the **DIAL** knob to select the Alignment Menu "**TIGH SQL**".
- Set the RF Signal Generator output to 52.100 MHz, at a level of -4 dB μ , \pm 3.5 kHz deviation with a 1 kHz audio tone.
- Press the **[V/M]** button (the "Data" will appear on the display).
- Press the **[X]** key two times to store the Squelch Tight level.
- Press the **[V/M]** button (the "Data" will disappear on the display).

FM S-Meter S-1 Adjustment (S1 LEVEL)

- Connect the test equipment as shown in Figure 2: RX Alignment Setup.
- Rotate the **DIAL** knob to select the Alignment Menu "**S1 LEVEL**".
- Set the RF Signal Generator output to 52.100 MHz, at a level of -7 dB μ , \pm 3.5 kHz deviation with a 1 kHz audio tone.
- Press the **[V/M]** button (the "Data" will appear on the display).
- Press the **[X]** key two times to store the FM S-Meter S-1 level.
- Press the **[V/M]** button (the "Data" will disappear on the display).

FM S-Meter Full-Scale Adjustment (S9 LEVEL)

- Connect the test equipment as shown in Figure 2: RX Alignment Setup.
- Rotate the **DIAL** knob to select the Alignment Menu "**S9 LEVEL**".
- Set the RF Signal Generator output to 52.100 MHz, at a level of +20 dB μ , \pm 3.5 kHz deviation with a 1 kHz audio tone.
- Press the **[V/M]** button (the "Data" will appear on the display).
- Press the **[X]** key two times to store the FM S-Meter Full Scale level.
- Press the **[V/M]** button (the "Data" will disappear on the display).

A-Band 144 MHz Band Adjustment

Press the **[BAND]** key to select the 144 MHz Amateur band.

*Note: When the transceiver recalls Alignment Menu "PLL REF", the **[A/B]** and **[BAND]** key operation is ignored. In this case, rotate the **DIAL** knob to select an Alignment Menu other than "PLL REF".*

Receiver Sensitivity Adjustment (TUNE DEV)

- Connect the test equipment as shown in Figure 2: RX Alignment Setup.
- Rotate the **DIAL** knob to select the Alignment Menu "**TUNE DEV**".
- Set the RF Signal Generator output to 145.100 MHz, at a level of -10 dB μ , \pm 3.5 kHz deviation with a 1 kHz audio tone.
- Press the **[V/M]** button (the "Data" will appear on the display).
- Rotate the **DIAL** knob for maximum deflection on the SINAD meter.
- Press the **[V/M]** button (the "Data" will disappear on the display).

Squelch Hysteresis Confirmation (HIS SQL)

- Rotate the **DIAL** knob to select the Alignment Menu "**HIS SQL**".
- Confirm that the alignment value is "0".

Squelch Threshold Adjustment (THLD SQL)

- Connect the test equipment as shown in Figure 2: RX Alignment Setup.
- Rotate the **DIAL** knob to select the Alignment Menu "**THLD SQL**".
- Set the RF Signal Generator output to 145.100 MHz, at a level of -12 dB μ , \pm 3.5 kHz deviation with a 1 kHz audio tone.
- Press the **[V/M]** button (the "Data" will appear on the display).
- Press the **[X]** key two times to store the Squelch Threshold level.
- Press the **[V/M]** button (the "Data" will disappear on the display).

Tight Squelch Adjustment (TIGH SQL)

- ❑ Connect the test equipment as shown in Figure 2: RX Alignment Setup.
- ❑ Rotate the **DIAL** knob to select the Alignment Menu "**TIGH SQL**".
- ❑ Set the RF Signal Generator output to 145.100 MHz, at a level of -4 dB μ , \pm 3.5 kHz deviation with a 1 kHz audio tone.
- ❑ Press the **[V/M]** button (the "Data" will appear on the display).
- ❑ Press the **[X]** key two times to store the Squelch Tight level.
- ❑ Press the **[V/M]** button (the "Data" will disappear on the display).

FM S-Meter S-1 Adjustment (S1 LEVEL)

- ❑ Connect the test equipment as shown in Figure 2: RX Alignment Setup.
- ❑ Rotate the **DIAL** knob to select the Alignment Menu "**S1 LEVEL**".
- ❑ Set the RF Signal Generator output to 145.100 MHz, at a level of -7 dB μ , \pm 3.5 kHz deviation with a 1 kHz audio tone.
- ❑ Press the **[V/M]** button (the "Data" will appear on the display).
- ❑ Press the **[X]** key two times to store the FM S-Meter S-1 level.
- ❑ Press the **[V/M]** button (the "Data" will disappear on the display).

FM S-Meter Full-Scale Adjustment (S9 LEVEL)

- ❑ Connect the test equipment as shown in Figure 2: RX Alignment Setup.
- ❑ Rotate the **DIAL** knob to select the Alignment Menu "**S9 LEVEL**".
- ❑ Set the RF Signal Generator output to 145.100 MHz, at a level of +20 dB μ , \pm 3.5 kHz deviation with a 1 kHz audio tone.
- ❑ Press the **[V/M]** button (the "Data" will appear on the display).
- ❑ Press the **[X]** key two times to store the FM S-Meter Full Scale level.
- ❑ Press the **[V/M]** button (the "Data" will disappear on the display).

TX Power (HI) Adjustment (HI POWER)

- ❑ Connect the test equipment as shown in Figure 1: TX Alignment Setup.
- ❑ Rotate the **DIAL** knob to select the Alignment Menu "**HI POWER**".
- ❑ Press the **[V/M]** button (the "Data" will appear on the display).
- ❑ Press the **PTT** switch to transmit and rotate the **DIAL** knob so that the Power Meter setting is 4.9 W (\pm 0.05 W).
- ❑ Release the **PTT** switch, then press the **[V/M]** button (the "Data" will disappear on the display).

TX Power (L3) Adjustment (L3 POWER)

- ❑ Connect the test equipment as shown in Figure 1: TX Alignment Setup.
- ❑ Rotate the **DIAL** knob to select the Alignment Menu "**L3 POWER**".
- ❑ Press the **[V/M]** button (the "Data" will appear on the display).
- ❑ Press the **PTT** switch to transmit and rotate the **DIAL** knob so that the Power Meter setting is 2.5 W (\pm 0.1 W).
- ❑ Release the **PTT** switch, then press the **[V/M]** button (the "Data" will disappear on the display).

TX Power (L2) Adjustment (L2 POWER)

- ❑ Connect the test equipment as shown in Figure 1: TX Alignment Setup.
- ❑ Rotate the **DIAL** knob to select the Alignment Menu "**L2 POWER**".
- ❑ Press the **[V/M]** button (the "Data" will appear on the display).
- ❑ Press the **PTT** switch to transmit and rotate the **DIAL** knob so that the Power Meter setting is 0.9 W (+0.05/-0.1 W).
- ❑ Release the **PTT** switch, then press the **[V/M]** button (the "Data" will disappear on the display).

TX Power (L1) Adjustment (L1 POWER)

- Connect the test equipment as shown in Figure 1: TX Alignment Setup.
- Rotate the **DIAL** knob to select the Alignment Menu "**L1 POWER**".
- Press the **[V/M]** button (the "Data" will appear on the display).
- Press the **PTT** switch to transmit and rotate the **DIAL** knob so that the Power Meter setting is 0.1 W (± 0.05 W) (USA, EXP versions), 50 mW (+30 mW/-0 mW) (EU version).
- Release the **PTT** switch, then press the **[V/M]** button (the "Data" will disappear on the display).

Digital TX Deviation Adjustment (DIG DEV)

- Connect the test equipment as shown in Figure 1: TX Alignment Setup.
- Rotate the **DIAL** knob to select the Alignment Menu "**DIG DEV**".
- Press the **[V/M]** button (the "Data" will appear on the display).
- Press the **[BAND]** button to select the "**DIG DEV**". (Don't touch alignment menu "**PLL REF**")
- Press the **PTT** switch to transmit and rotate the **DIAL** knob so that the Deviation Meter setting is 4.5 kHz \pm 0.1 kHz.
- Release the **PTT** switch, and then press the **[V/M]** button (the "Data" will disappear on the display).

TX Deviation Adjustment (MAX DEV)

- Connect the test equipment as shown in Figure 1: TX Alignment Setup.
- Rotate the **DIAL** knob to select the Alignment Menu "**MAX DEV**".
- Set the AF Signal Generator output to 50 mVrms with a 1 kHz audio tone.
- Press the **[V/M]** button (the "Data" will appear on the display).
- Press the **PTT** switch to transmit and rotate the **DIAL** knob so that the Deviation Meter setting is 4.2 kHz \pm 0.05 kHz (USA version) or 4.5 kHz \pm 0.05 kHz (EXP/EU versions).
- Release the **PTT** switch, and then press the **[V/M]** button (the "Data" will disappear on the display).

CTCSS TX Deviation Adjustment (TONE DEV)

- Connect the test equipment as shown in Figure 1: TX Alignment Setup.
- Rotate the **DIAL** knob to select the Alignment Menu "**TONE DEV**".
- Press the **[V/M]** button (the "Data" will appear on the display).
- Press the **PTT** switch to transmit without the microphone input and rotate the **DIAL** knob so that the Deviation Meter setting is 0.7 kHz (± 0.1 kHz).
- Release the **PTT** switch, and then press the **[V/M]** button (the "Data" will disappear on the display).

DCS TX Deviation Adjustment (DCS DEV)

- Connect the test equipment as shown in Figure 1: TX Alignment Setup.
- Rotate the **DIAL** knob to select the Alignment Menu "**DCS DEV**".
- Press the **[V/M]** button (the "Data" will appear on the display).
- Press the **PTT** switch to transmit without the microphone input and rotate the **DIAL** knob so that the Deviation Meter setting is 0.7 kHz (± 0.1 kHz).
- Release the **PTT** switch, then press the **[V/M]** button (the "Data" will disappear on the display).

B-Band 430 MHz Band Adjustment

NOTICE: Do not touch the following Alignment Menus in B-Band 430 MHz Band Adjustment:

"PLL REF "
"HI POWER"
"L3 POWER"
"L2 POWER"
"L1 POWER"
"MAX DEV"
"TONE DEV"
"DCS DEV"

Press the [**A/B**] key to change the operating band to the "B-Band".

Press the [**BAND**] key to select the 430 MHz Amateur band.

*Note: When the transceiver recalls Alignment Menu "PLL REF", the [**A/B**] and [**BAND**] key operation is ignored. In this case, rotate the **DIAL** knob to select an Alignment Menu other than "PLL REF".*

Receiver Sensitivity Adjustment (TUNE DEV)

- Connect the test equipment as shown in Figure 2: RX Alignment Setup.
- Rotate the **DIAL** knob to select the Alignment Menu "**TUNE DEV**".
- Set the RF Signal Generator output to 435.100 MHz, at a level of -10 dB μ , \pm 3.5 kHz deviation with a 1 kHz audio tone.
- Press the [**V/M**] button (the "Data" will appear on the display).
- Rotate the **DIAL** knob for maximum deflection on the SINAD meter.
- Press the [**V/M**] button (the "Data" will disappear on the display).

Squelch Hysteresis Confirmation (HIS SQL)

- Rotate the **DIAL** knob to select the Alignment Menu "**HIS SQL**".
- Confirm that the alignment value is "0".

Squelch Threshold Adjustment (THLD SQL)

- Connect the test equipment as shown in Figure 2: RX Alignment Setup.
- Rotate the **DIAL** knob to select the Alignment Menu "**THLD SQL**".
- Set the RF Signal Generator output to 435.100 MHz, at a level of -11 dB μ , \pm 3.5 kHz deviation with a 1 kHz audio tone.
- Press the [**V/M**] button (the "Data" will appear on the display).
- Press the [**X**] key two times to store the Squelch Threshold level.
- Press the [**V/M**] button (the "Data" will disappear on the display).

Tight Squelch Adjustment (TIGH SQL)

- Connect the test equipment as shown in Figure 2: RX Alignment Setup.
- Rotate the **DIAL** knob to select the Alignment Menu "**TIGH SQL**".
- Set the RF Signal Generator output to 435.100 MHz, at a level of -4 dB μ , \pm 3.5 kHz deviation with a 1 kHz audio tone.
- Press the [**V/M**] button (the "Data" will appear on the display).
- Press the [**X**] key two times to store the Squelch Tight level.
- Press the [**V/M**] button (the "Data" will disappear on the display).

FM S-Meter S-1 Adjustment (S1 LEVEL)

- Connect the test equipment as shown in Figure 2: RX Alignment Setup.
- Rotate the **DIAL** knob to select the Alignment Menu "**S1 LEVEL**".
- Set the RF Signal Generator output to 435.100 MHz, at a level of -7 dB μ , \pm 3.5 kHz deviation with a 1 kHz audio tone.
- Press the [**V/M**] button (the "Data" will appear on the display).
- Press the [**X**] key two times to store the FM S-Meter S-1 level.
- Press the [**V/M**] button (the "Data" will disappear on the display).

FM S-Meter Full-Scale Adjustment (S9 LEVEL)

- Connect the test equipment as shown in Figure 2: RX Alignment Setup.
- Rotate the **DIAL** knob to select the Alignment Menu "S9 LEVEL".
- Set the RF Signal Generator output to 435.100 MHz, at a level of +20 dB μ , \pm 3.5 kHz deviation with a 1 kHz audio tone.
- Press the [V/M] button (the "Data" will appear on the display).
- Press the [X] key two times to store the FM S-Meter Full Scale level.
- Press the [V/M] button (the "Data" will disappear on the display).

B-Band 144 MHz Band Adjustment

NOTICE: Do not touch the following Alignment Menus in B-Band 144 MHz Band Adjustment:

"PLL REF"
"HI POWER"
"L3 POWER"
"L2 POWER"
"L1 POWER"
"MAX DEV"
"TONE DEV"
"DCS DEV"

Press the [BAND] key to select the 144 MHz Amateur band.

Note: When the transceiver recalls Alignment Menu "PLL REF", the [A/B] and [BAND] key operation is ignored. In this case, rotate the **DIAL** knob to select an Alignment Menu other than "PLL REF".

Receiver Sensitivity Adjustment (TUNE DEV)

- Connect the test equipment as shown in Figure 2: RX Alignment Setup.
- Rotate the **DIAL** knob to select the Alignment Menu "TUNE DEV".
- Set the RF Signal Generator output to 145.100 MHz, at a level of -10 dB μ , \pm 3.5 kHz deviation with a 1 kHz audio tone.
- Press the [V/M] button (the "Data" will appear on the display).
- Rotate the **DIAL** knob for maximum deflection on the SINAD meter.
- Press the [V/M] button (the "Data" will disappear on the display).

Squelch Hysteresis Confirmation (HIS SQL)

- Rotate the **DIAL** knob to select the Alignment Menu "HIS SQL".
- Confirm that the alignment value is "0".

Alignment

Squelch Threshold Adjustment (THLD SQL)

- Connect the test equipment as shown in Figure 2: RX Alignment Setup.
- Rotate the **DIAL** knob to select the Alignment Menu "**THLD SQL**".
- Set the RF Signal Generator output to 145.100 MHz, at a level of -11 dB μ , \pm 3.5 kHz deviation with a 1 kHz audio tone.
- Press the **[V/M]** button (the "Data" will appear on the display).
- Press the **[X]** key two times to store the Squelch Threshold level.
- Press the **[V/M]** button (the "Data" will disappear on the display).

Tight Squelch Adjustment (TIGH SQL)

- Connect the test equipment as shown in Figure 2: RX Alignment Setup.
- Rotate the **DIAL** knob to select the Alignment Menu "**TIGH SQL**".
- Set the RF Signal Generator output to 145.100 MHz, at a level of -4 dB μ , \pm 3.5 kHz deviation with a 1 kHz audio tone.
- Press the **[V/M]** button (the "Data" will appear on the display).
- Press the **[X]** key two times to store the Squelch Tight level.
- Press the **[V/M]** button (the "Data" will disappear on the display).

FM S-Meter S-1 Adjustment (S1 LEVEL)

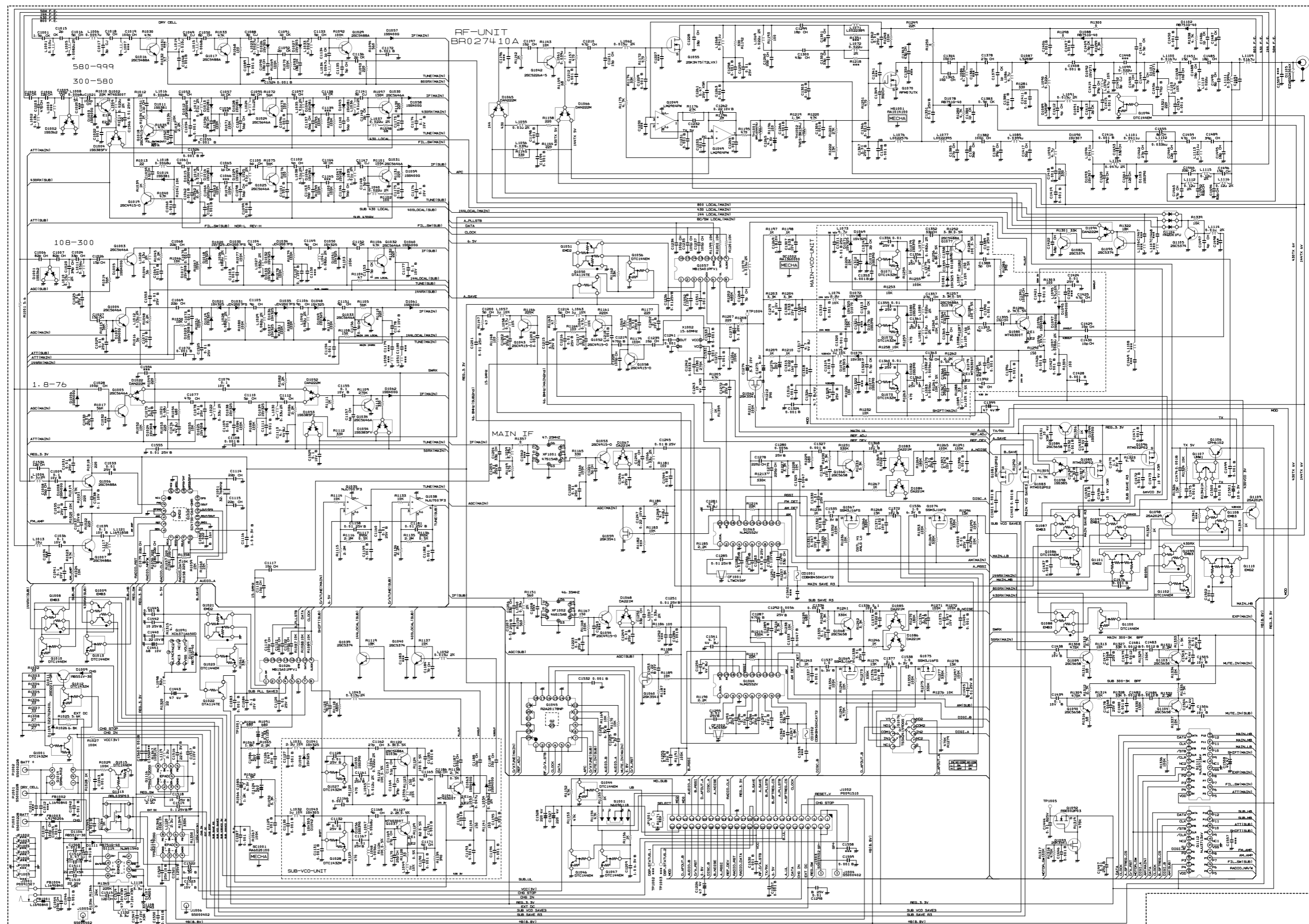
- Connect the test equipment as shown in Figure 2: RX Alignment Setup.
- Rotate the **DIAL** knob to select the Alignment Menu "**S1 LEVEL**".
- Set the RF Signal Generator output to 145.100 MHz, at a level of -7 dB μ , \pm 3.5 kHz deviation with a 1 kHz audio tone.
- Press the **[V/M]** button (the "Data" will appear on the display).
- Press the **[X]** key two times to store the FM S-Meter S-1 level.
- Press the **[V/M]** button (the "Data" will disappear on the display).

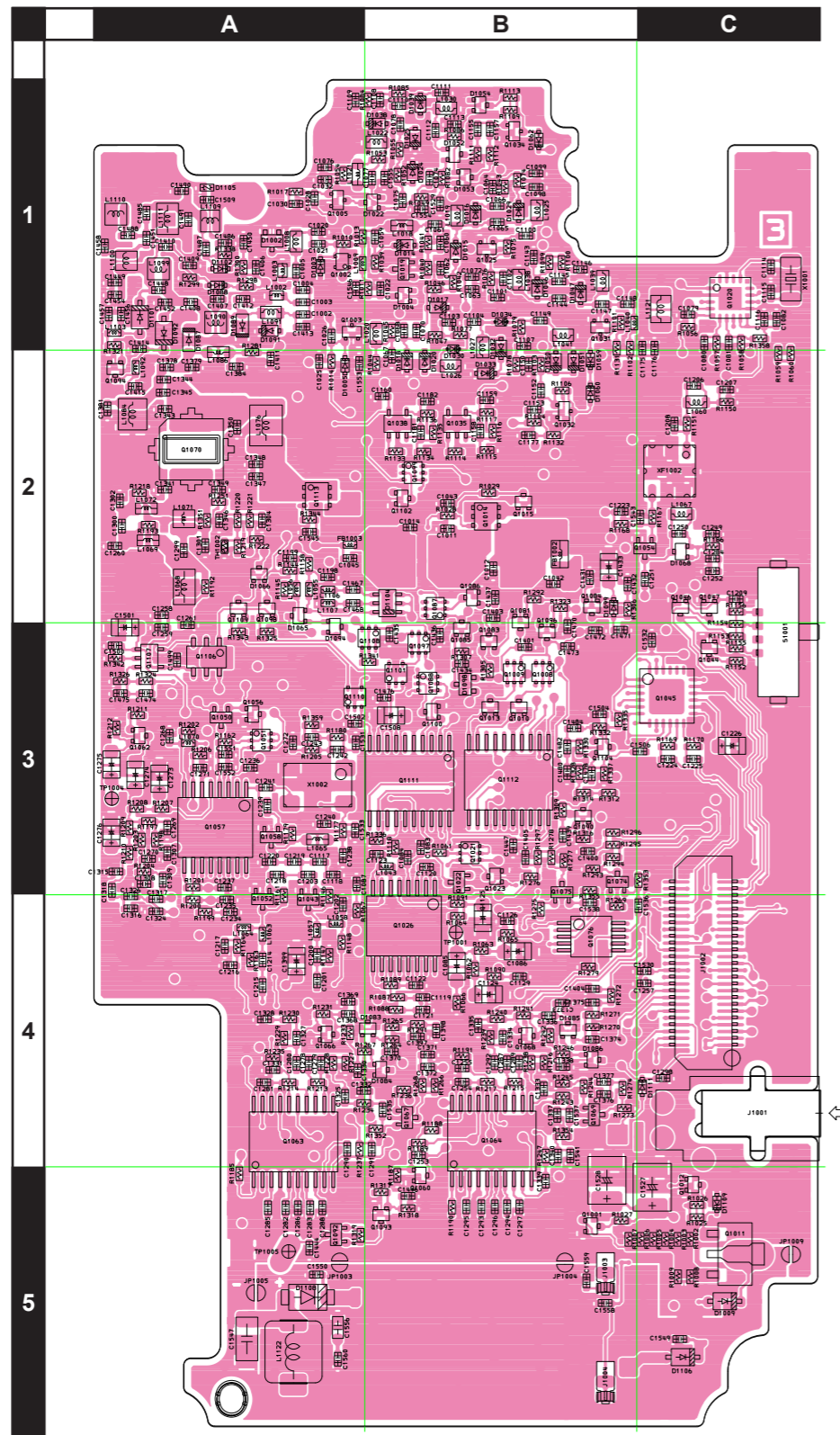
FM S-Meter Full-Scale Adjustment (S9 LEVEL)

- Connect the test equipment as shown in Figure 2: RX Alignment Setup.
- Rotate the **DIAL** knob to select the Alignment Menu "**S9 LEVEL**".
- Set the RF Signal Generator output to 145.100 MHz, at a level of +20 dB μ , \pm 3.5 kHz deviation with a 1 kHz audio tone.
- Press the **[V/M]** button (the "Data" will appear on the display).
- Press the **[X]** key two times to store the FM S-Meter Full Scale level.
- Press the **[V/M]** button (the "Data" will disappear on the display).

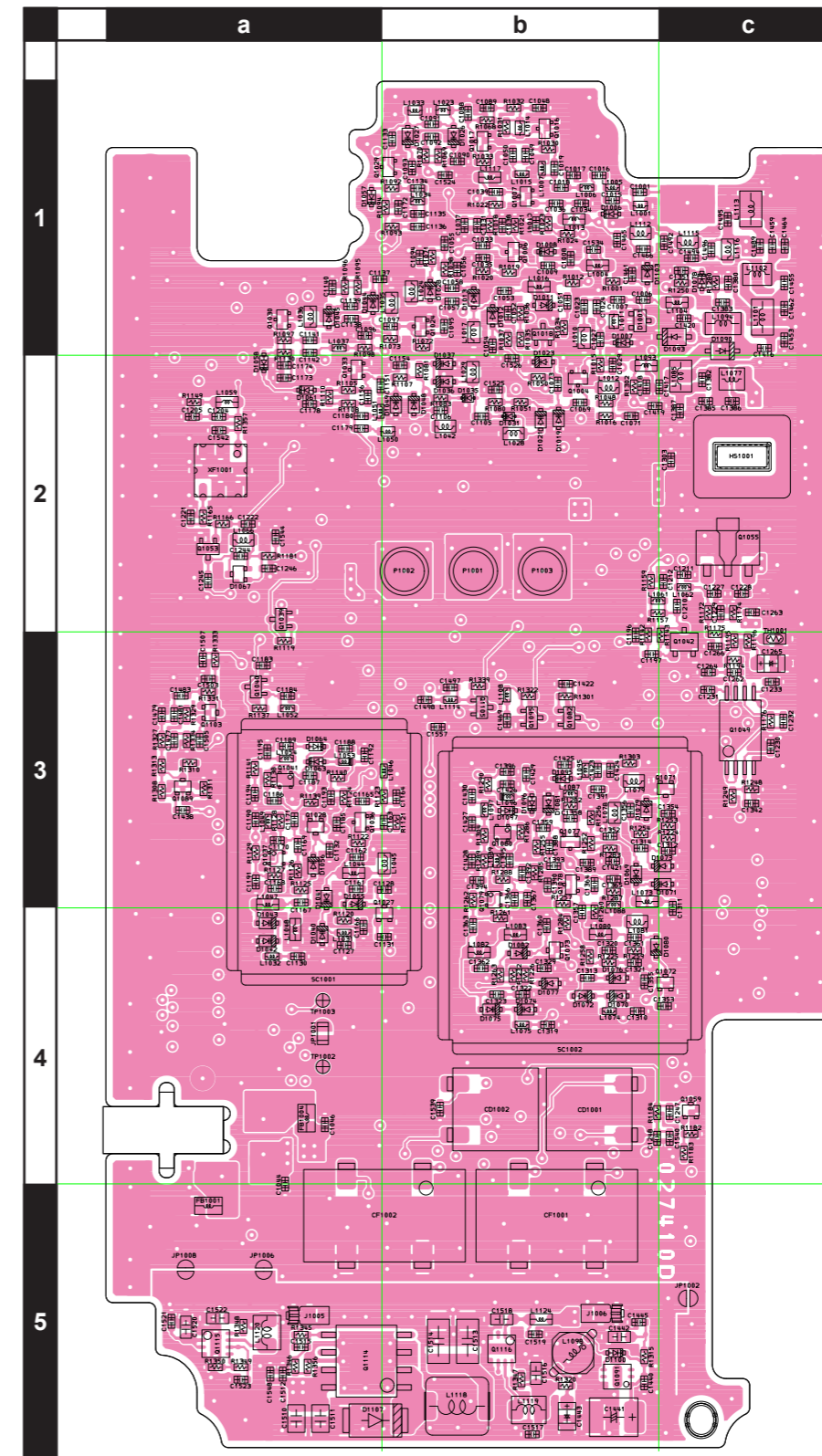
This completes the internal alignment routine for all bands. To save all settings and exit, touch **[WRITE]**.

RF Unit (Lot. 1-2) Circuit Diagram



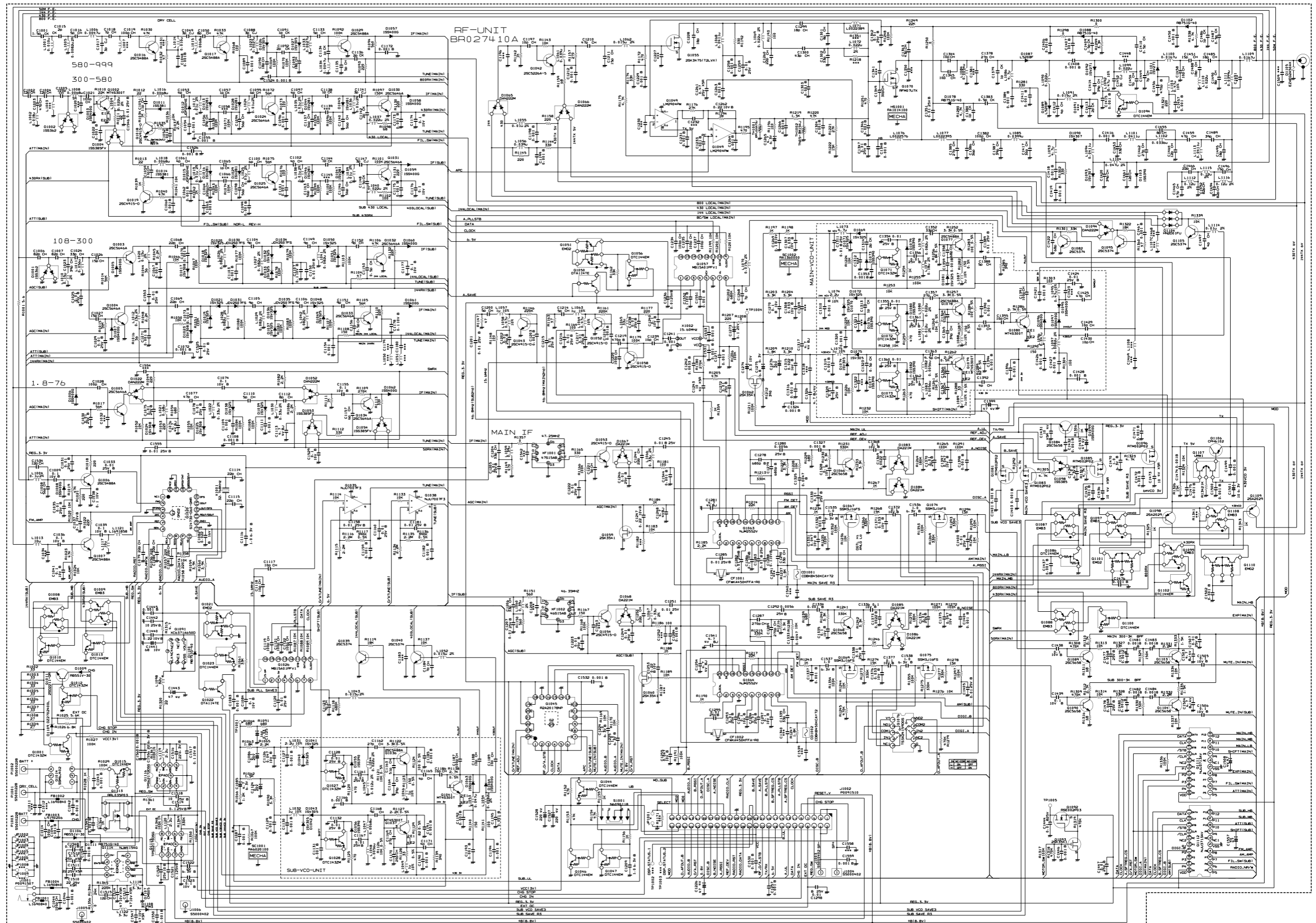


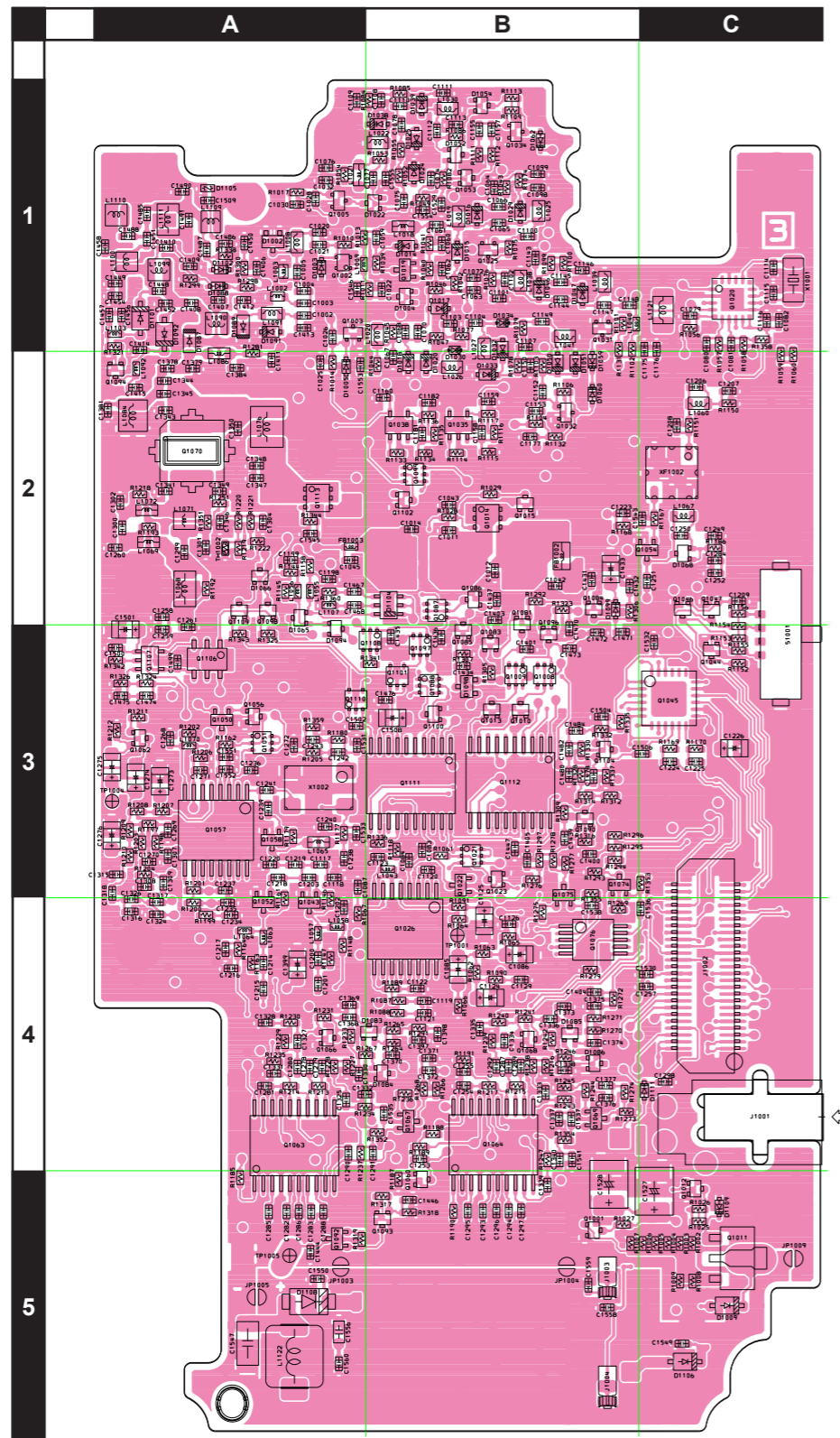
Side A



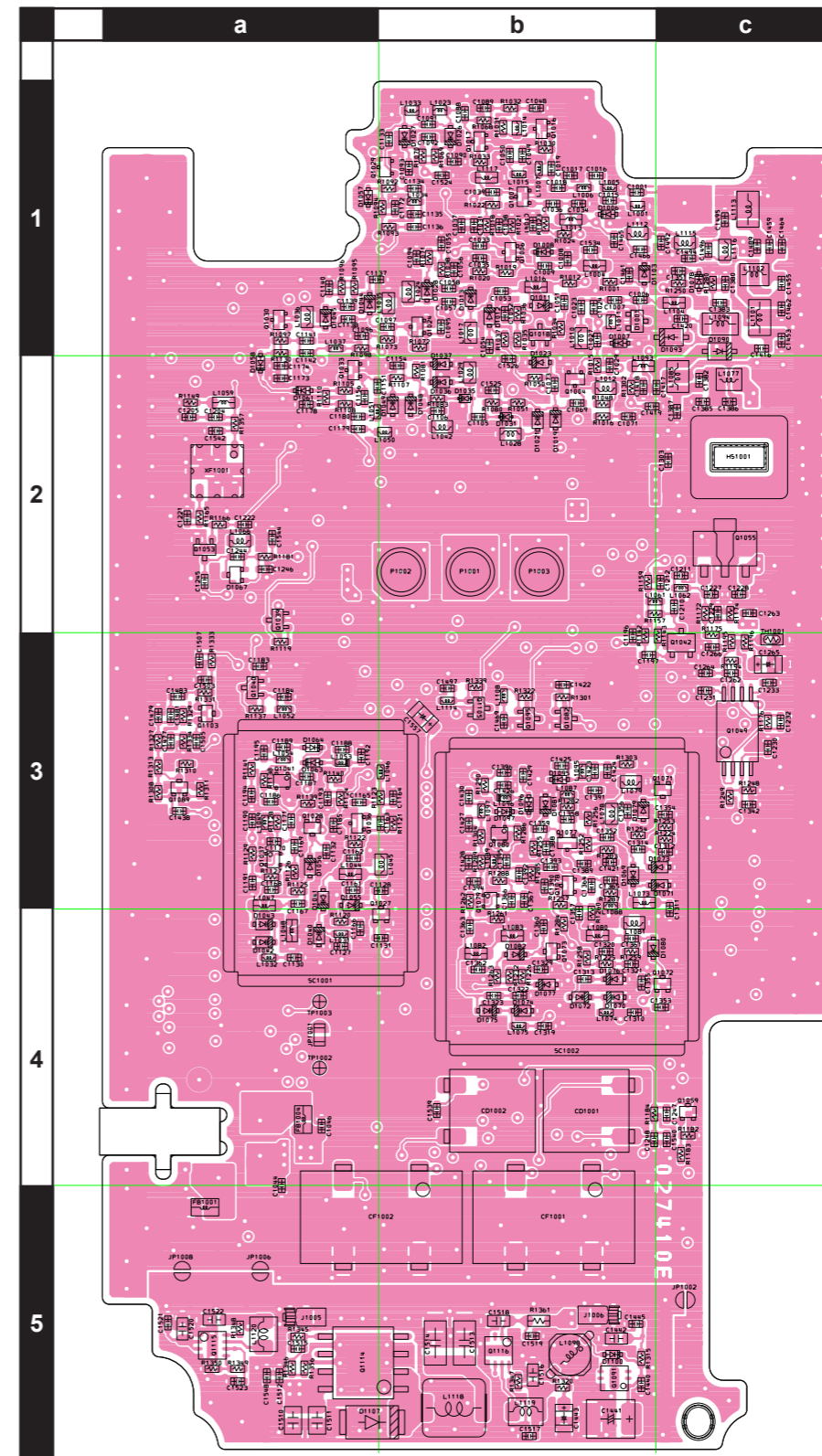
Side B

RF Unit (Lot. 3) Circuit Diagram



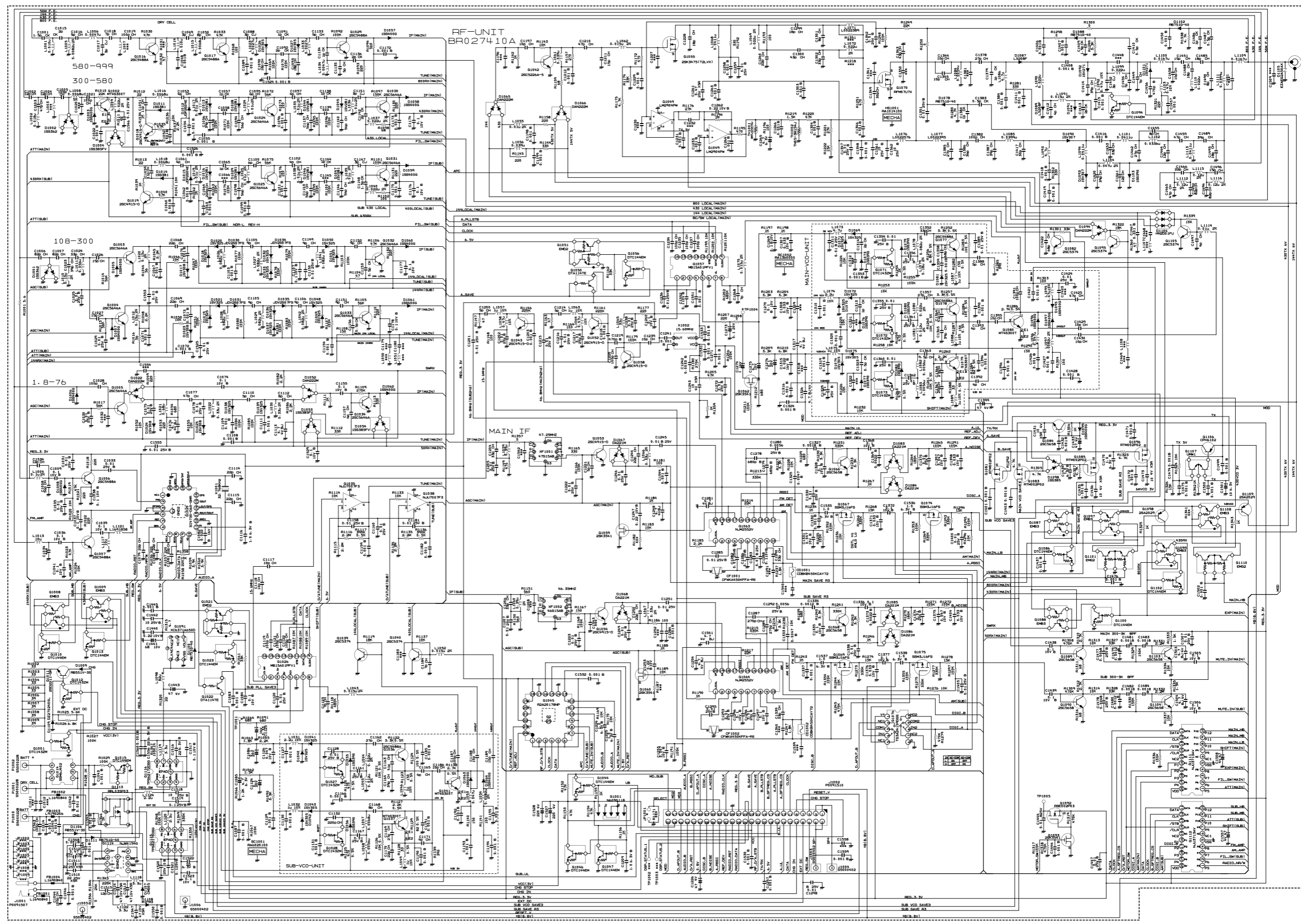


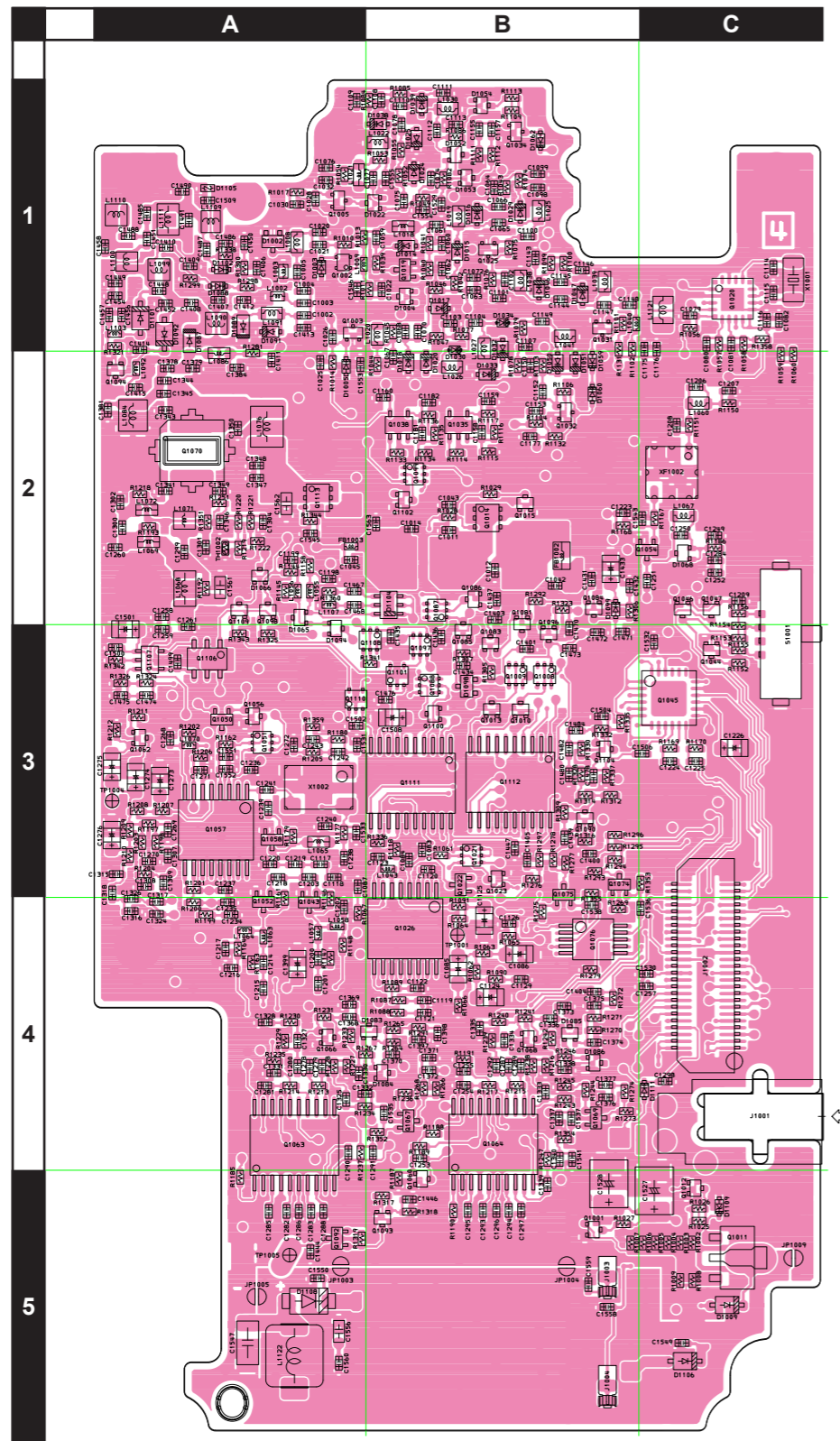
Side A



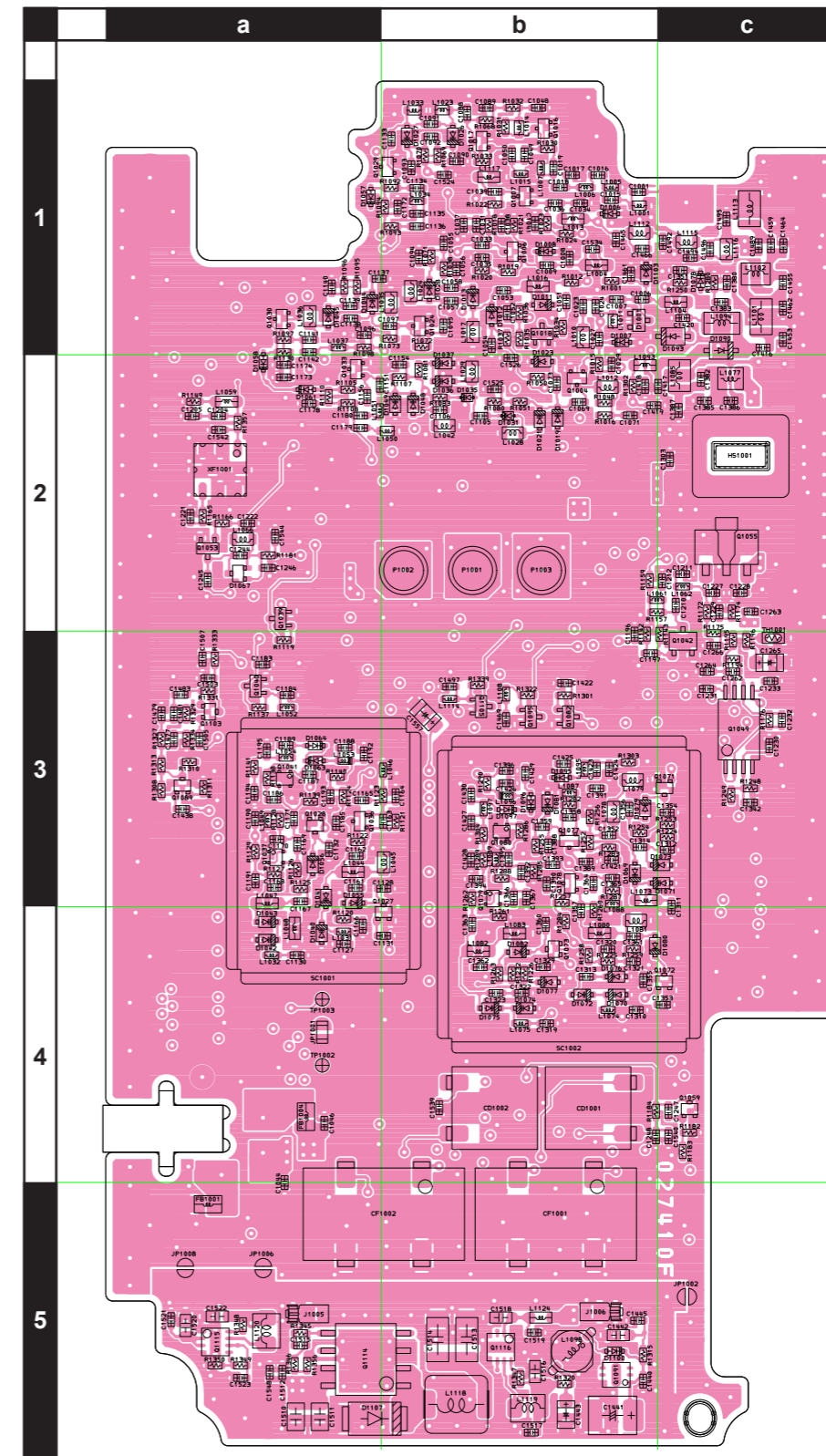
Side B

RF Unit (Lot. 4-6) Circuit Diagram



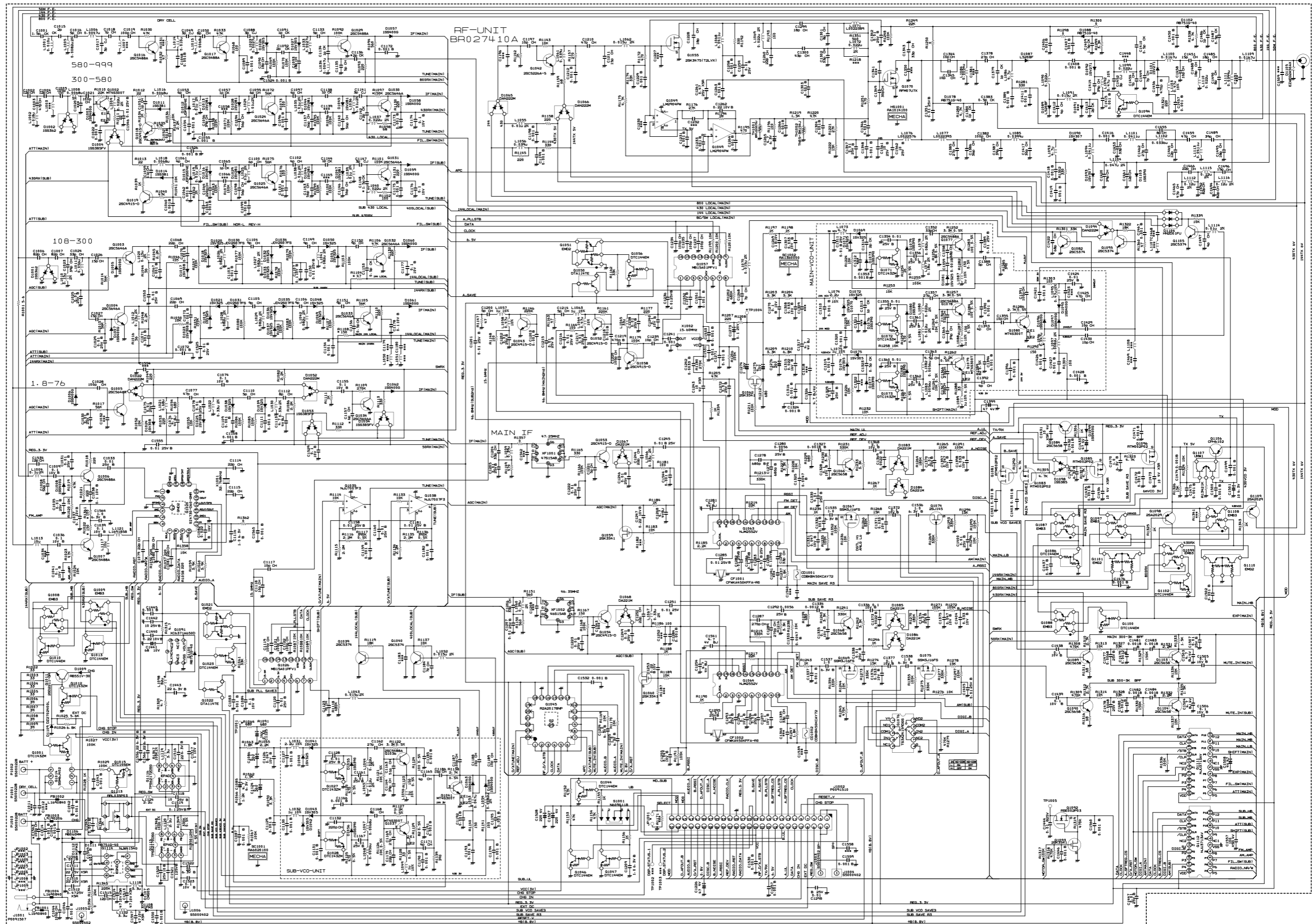


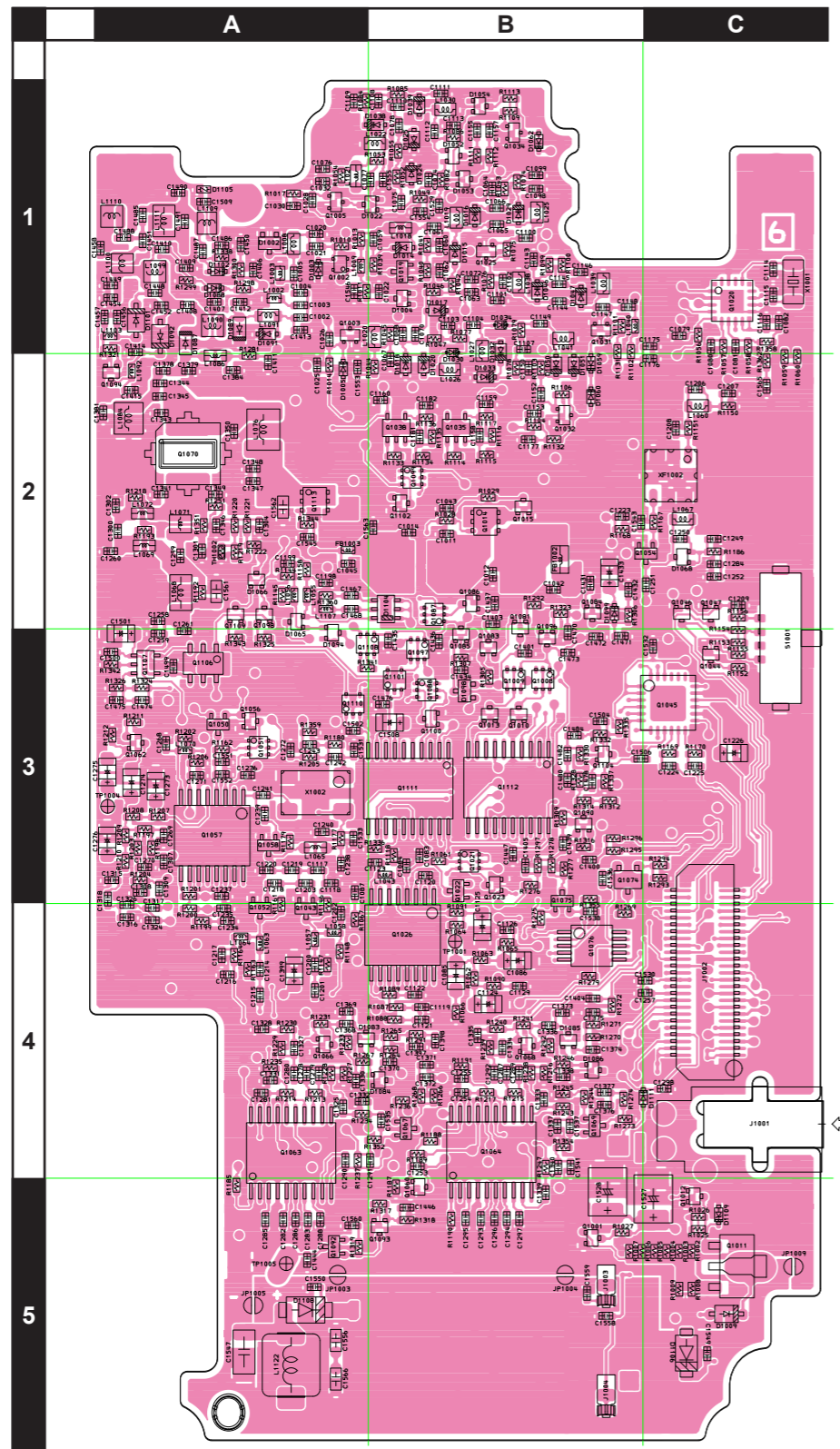
Side A



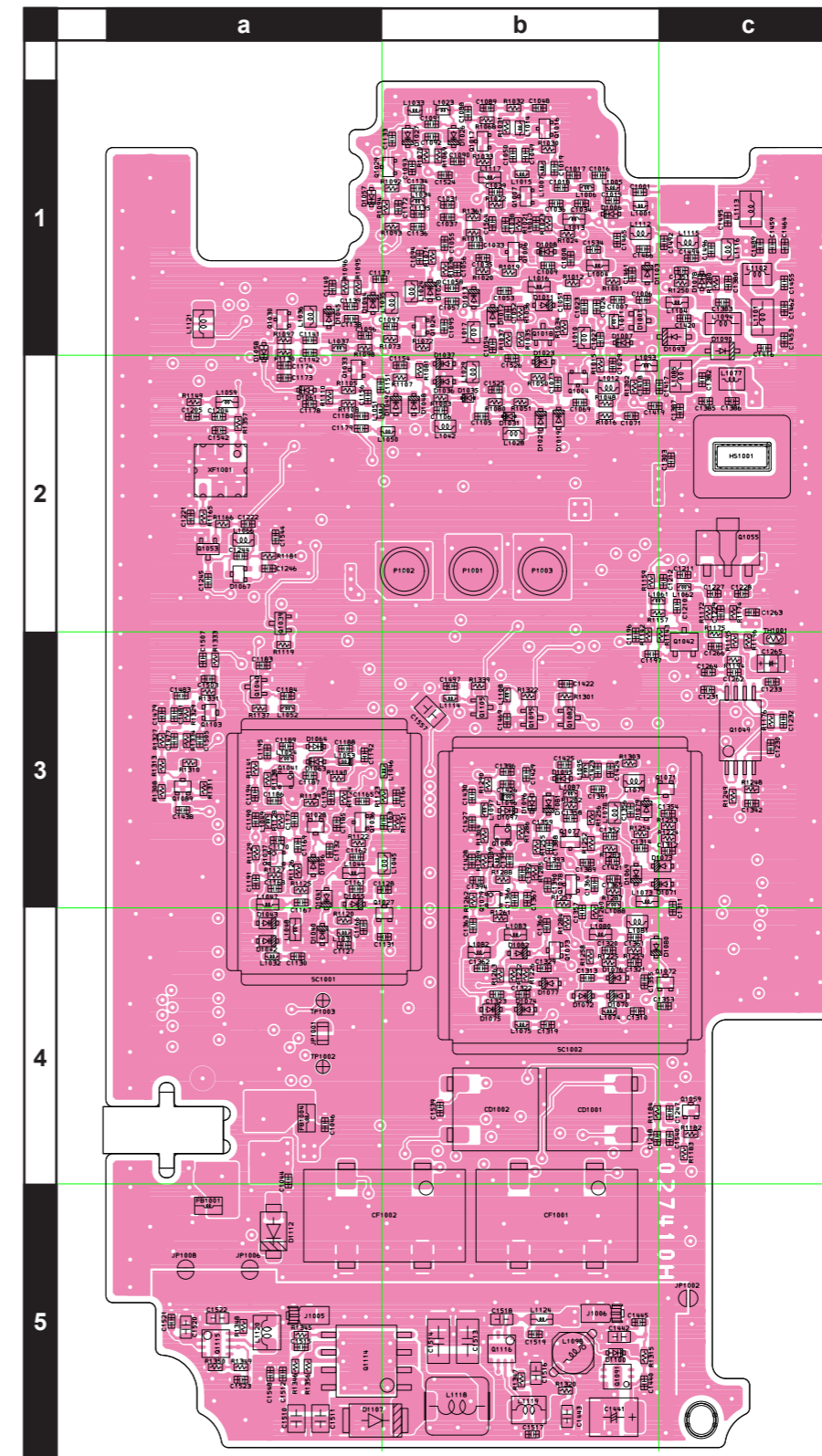
Side B

RF Unit (Lot. 7-) Circuit Diagram





Side A



Side B

RF Unit

Parts List

REF	DESCRIPTION	VALUE	V/W	TOL.	MFR'S DESIG	YAESU P/N	VERS.	LOT	SIDE	LAY ADR
	PCB with Components					CS2353702 CS2353703 CS2353704 CS2353705 CS2353706	USA: A2U EXP: B3 EU: B2 EU: C2 AUS: H2			
C 1001	CHIP CAP.	1.5pF	50V	CK	GRM1554C1H1R5BA01D	K22178288		1-	B	b1
C 1002	CHIP CAP.	12pF	50V	CH	GRM1552C1H120JA01D	K22178214		1-	A	A1
C 1003	CHIP CAP.	47pF	50V	CH	GRM1552C1H470JA01D	K22178228		1-	A	A1
C 1004	CHIP CAP.	12pF	50V	CH	GRM1552C1H120JA01D	K22178214		1-	A	A1
C 1005	CHIP CAP.	100pF	50V	CH	GRM1552C1H101JA01D	K22178236		1-	A	A1
C 1006	CHIP CAP.	82pF	50V	CH	GRM1552C1H820JA01D	K22178234		1-	B	b1
C 1007	CHIP CAP.	82pF	50V	CH	GRM1552C1H820JA01D	K22178234		1-	B	b1
C 1008	CHIP CAP.	56pF	50V	CH	GRM1552C1H560JA01D	K22178230		1-	B	b1
C 1009	CHIP CAP.	0.1uF	10V	B	GRM155B11A104KA01D	K22108802		1-	B	b1
C 1014	CHIP CAP.	0.001uF	50V	B	GRM155B11H102KA01D	K22178809		1-	A	B2
C 1015	CHIP CAP.	2pF	50V	CK	GRM1554C1H2R0BA01D	K22178289		1-	B	b1
C 1016	CHIP CAP.	5pF	50V	CH	GRM1552C1H5R0CA01D	K22178207		1-	B	b1
C 1017	CHIP CAP.	3pF	50V	CJ	GRM1553C1H3R0BA01D	K22178290		1-	B	b1
C 1018	CHIP CAP.	7pF	50V	CH	GRM1552C1H7R0DA01D	K22178209		1-	B	b1
C 1019	CHIP CAP.	100pF	50V	CH	GRM1552C1H101JA01D	K22178236		1-	B	b1
C 1021	CHIP CAP.	100pF	50V	CH	GRM1552C1H101JA01D	K22178236		1-	A	A1
C 1022	CHIP CAP.	0.001uF	50V	B	GRM155B11H102KA01D	K22178809		1-	A	B1
C 1023	CHIP CAP.	39pF	50V	CH	GRM1552C1H390JA01D	K22178226		1-	B	b1
C 1024	CHIP CAP.	33pF	50V	CH	GRM1552C1H330JA01D	K22178224		1-	B	b1
C 1025	CHIP CAP.	0.01uF	25V	B	GRM155B11E103KA01D	K22148834		1-	A	A2
C 1026	CHIP CAP.	15pF	50V	CH	GRM1552C1H150JA01D	K22178216		1-	A	A1
C 1027	CHIP CAP.	15pF	50V	CH	GRM1552C1H150JA01D	K22178216		1-	B	b1
C 1028	CHIP CAP.	100pF	50V	CH	GRM1552C1H101JA01D	K22178236		1-	A	A1
C 1029	CHIP CAP.	0.01uF	25V	B	GRM155B11E103KA01D	K22148834		1-	B	b2
C 1030	CHIP CAP.	0.01uF	25V	B	GRM155B11E103KA01D	K22148834		1-	A	A1
C 1031	CHIP CAP.	0.01uF	25V	B	GRM155B11E103KA01D	K22148834		1-	B	b1
C 1033	CHIP CAP.	0.01uF	25V	B	GRM155B11E103KA01D	K22148834		1-	B	b1
C 1035	CHIP CAP.	0.01uF	25V	B	GRM155B11E103KA01D	K22148834		1-	B	b1
C 1036	CHIP CAP.	0.1uF	10V	B	GRM155B11A104KA01D	K22108802		1-	B	b1
C 1037	CHIP CAP.	0.1uF	10V	B	GRM155B11A104KA01D	K22108802		1-	B	b1
C 1038	CHIP CAP.	0.1uF	10V	B	GRM155B11A104KA01D	K22108802		1-	B	b1
C 1039	CHIP CAP.	0.1uF	10V	B	GRM155B11A104KA01D	K22108802		1-	B	b1
C 1041	CHIP CAP.	0.1uF	10V	B	GRM155B11A104KA01D	K22108802		1-	B	b1
C 1042	CHIP CAP.	0.001uF	50V	B	GRM155B11H102KA01D	K22178809		1-	A	B2
C 1043	CHIP CAP.	0.001uF	50V	B	GRM155B11H102KA01D	K22178809		1-	A	B2
C 1044	CHIP CAP.	100pF	50V	CH	GRM1552C1H101JA01D	K22178236		1-	B	a4
C 1045	CHIP CAP.	0.001uF	50V	B	GRM155B11H102KA01D	K22178809		1-	A	A2
C 1046	CHIP CAP.	0.001uF	50V	B	GRM155B11H102KA01D	K22178809		1-	B	a4
C 1048	CHIP CAP.	0.001uF	50V	B	GRM155B11H102KA01D	K22178809		1-	B	b1
C 1049	CHIP CAP.	3pF	50V	CJ	GRM1553C1H3R0BA01D	K22178290		1-	B	b1
C 1050	CHIP CAP.	8pF	50V	CH	GRM1552C1H8R0DA01D	K22178210		1-	B	b1
C 1051	CHIP CAP.	11pF	50V	CH	GRM1552C1H110GA01D	K22179731		1-	B	b1
C 1052	CHIP CAP.	0.001uF	50V	B	GRM155B11H102KA01D	K22178809		1-	B	b1
C 1053	CHIP CAP.	4pF	50V	CH	GRM1552C1H4R0BA01D	K22178291		1-	B	b1
C 1054	CHIP CAP.	0.001uF	50V	B	GRM155B11H102KA01D	K22178809		1-	B	b1
C 1055	CHIP CAP.	0.001uF	50V	B	GRM155B11H102KA01D	K22178809		1-	B	b1
C 1056	CHIP CAP.	39pF	50V	CH	GRM1552C1H390JA01D	K22178226		1-	B	b1
C 1057	CHIP CAP.	1pF	50V	CK	GRM1554C1H1R0BA01D	K22178287		1-	B	b1
C 1059	CHIP CAP.	11pF	50V	CH	GRM1552C1H110GA01D	K22179731		1-	A	B1
C 1060	CHIP CAP.	0.001uF	50V	B	GRM155B11H102KA01D	K22178809		1-	A	B1
C 1061	CHIP CAP.	4pF	50V	CH	GRM1552C1H4R0BA01D	K22178291		1-	A	B1
C 1062	CHIP CAP.	0.001uF	50V	B	GRM155B11H102KA01D	K22178809		1-	A	B1
C 1063	CHIP CAP.	0.001uF	50V	B	GRM155B11H102KA01D	K22178809		1-	A	B1
C 1064	CHIP CAP.	220pF	50V	CH	GRM1552C1H221JA01D	K22179713		1-	A	B1
C 1065	CHIP CAP.	1pF	50V	CK	GRM1554C1H1R0BA01D	K22178287		1-	A	B1
C 1067	CHIP CAP.	0.001uF	50V	B	GRM155B11H102KA01D	K22178809		1-	A	B2
C 1068	CHIP CAP.	22pF	50V	CH	GRM1552C1H220GA01D	K22179707		1-	A	B1
C 1069	CHIP CAP.	22pF	50V	CH	GRM1552C1H220GA01D	K22179707		1-	B	b2
C 1070	CHIP CAP.	0.001uF	50V	B	GRM155B11H102KA01D	K22178809		1-	A	B1
C 1071	CHIP CAP.	0.001uF	50V	B	GRM155B11H102KA01D	K22178809		1-	B	b2
C 1072	CHIP CAP.	0.001uF	50V	B	GRM155B11H102KA01D	K22178809		1-	A	B1
C 1073	CHIP CAP.	0.001uF	50V	B	GRM155B11H102KA01D	K22178809		1-	B	b2
C 1074	CHIP CAP.	0.1uF	10V	B	GRM155B11A104KA01D	K22108802		1-	A	B1
C 1075	CHIP CAP.	0.01uF	25V	B	GRM155B11E103KA01D	K22148834		1-	A	B1
C 1076	CHIP CAP.	4.7uF	4V	BJ	AMK105B475MV-F	K22068801		1-	A	A1
C 1077	CHIP CAP.	47pF	50V	CH	GRM1552C1H470JA01D	K22178228		1-	A	B1
C 1078	CHIP CAP.	0.01uF	25V	B	GRM155B11E103KA01D	K22148834		1-	A	B1
C 1079	CHIP CAP.	22pF	50V	CH	GRM1552C1H220JA01D	K22178220		1-	A	C1

RF Unit

Parts List

REF	DESCRIPTION	VALUE	V/W	TOL.	MFR'S DESIG	YAESU P/N	VERS.	LOT	SIDE	LAY ADR
C 1080	CHIP CAP.	22pF	50V	CH	GRM1552C1H220JA01D	K22178220		1-	A	C1
C 1081	CHIP CAP.	22pF	50V	CH	GRM1552C1H220JA01D	K22178220		1-	A	C1
C 1082	CHIP CAP.	0.022uF	16V	B	GRM155B11C223KA01D	K22128806		1-	A	C1
C 1083	CHIP CAP.	0.001uF	50V	B	GRM155B11H102KA01D	K22178809		1-	A	B3
C 1084	CHIP CAP.	0.1uF	10V	B	GRM155B11A104KA01D	K22108802		1-	A	B3
C 1085	CHIP TA.CAP.	4.7uF	6.3V		TMCP0J475MTRF	K78080053		1-	A	B4
C 1086	CHIP TA.CAP.	0.1uF	20V		TMCP1D104MTRF	K78130067		1-	A	B4
C 1087	CHIP CAP.	0.001uF	50V	B	GRM155B11H102KA01D	K22178809		1-	A	A3
C 1088	CHIP CAP.	3pF	50V	CJ	GRM1553C1H3R0BA01D	K22178290		1-	B	b1
C 1089	CHIP CAP.	0.001uF	50V	B	GRM155B11H102KA01D	K22178809		1-	B	b1
C 1090	CHIP CAP.	18pF	50V	CH	GRM1552C1H180JA01D	K22178218		1-	B	b1
C 1091	CHIP CAP.	1pF	50V	CK	GRM1554C1H1R0BA01D	K22178287		1-	B	b1
C 1092	CHIP CAP.	2pF	50V	CK	GRM1554C1H2R0BA01D	K22178289		1-	B	b1
C 1093	CHIP CAP.	18pF	50V	CH	GRM1552C1H180JA01D	K22178218		1-	B	b1
C 1094	CHIP CAP.	56pF	50V	CH	GRM1552C1H560JA01D	K22178230		1-	B	b1
C 1095	CHIP CAP.	6pF	50V	CH	GRM1552C1H6R0DA01D	K22178208		1-	B	b1
C 1096	CHIP CAP.	0.001uF	50V	B	GRM155B11H102KA01D	K22178809		1-	B	a1
C 1097	CHIP CAP.	4pF	50V	CH	GRM1552C1H4R0BA01D	K22178291		1-	B	b1
C 1098	CHIP CAP.	56pF	50V	CH	GRM1552C1H560JA01D	K22178230		1-	A	B1
C 1099	CHIP CAP.	0.001uF	50V	B	GRM155B11H102KA01D	K22178809		1-	A	B1
C 1100	CHIP CAP.	6pF	50V	CH	GRM1552C1H6R0DA01D	K22178208		1-	A	B1
C 1101	CHIP CAP.	0.001uF	50V	B	GRM155B11H102KA01D	K22178809		1-	A	B1
C 1102	CHIP CAP.	4pF	50V	CH	GRM1552C1H4R0BA01D	K22178291		1-	A	B1
C 1103	CHIP CAP.	0.001uF	50V	B	GRM155B11H102KA01D	K22178809		1-	A	B1
C 1104	CHIP CAP.	9pF	50V	CH	GRM1552C1H9R0BA01D	K22178296		1-	A	B1
C 1105	CHIP CAP.	9pF	50V	CH	GRM1552C1H9R0BA01D	K22178296		1-	B	b2
C 1106	CHIP CAP.	9pF	50V	CH	GRM1552C1H9R0BA01D	K22178296		1-	B	b2
C 1107	CHIP CAP.	0.1uF	10V	B	GRM155B11A104KA01D	K22108802		1-	A	B1
C 1108	CHIP CAP.	0.001uF	50V	B	GRM155B11H102KA01D	K22178809		1-	A	B1
C 1109	CHIP CAP.	0.001uF	50V	B	GRM155B11H102KA01D	K22178809		1-	A	A1
C 1110	CHIP CAP.	5pF	50V	CH	GRM1552C1H5R0CA01D	K22178207		1-	A	B1
C 1111	CHIP CAP.	0.001uF	50V	B	GRM155B11H102KA01D	K22178809		1-	A	B1
C 1112	CHIP CAP.	8pF	50V	CH	GRM1552C1H8R0DA01D	K22178210		1-	A	B1
C 1113	CHIP CAP.	4.7uF	4V	BJ	AMK105B.J475MV-F	K22068801		1-	A	B1
C 1114	CHIP CAP.	22pF	50V	CH	GRM1552C1H220GA01D	K22179707		1-	A	C1
C 1115	CHIP CAP.	22pF	50V	CH	GRM1552C1H220GA01D	K22179707		1-	A	C1
C 1116	CHIP CAP.	1uF	6.3V	B	GRM155B30J105KE18D	K22088803		1-	A	C1
C 1117	CHIP CAP.	10pF	50V	CH	GRM1552C1H100BA01D	K22178297		1-	A	A3
C 1118	CHIP CAP.	10pF	50V	CH	GRM1552C1H100BA01D	K22178297		1-	A	A3
C 1119	CHIP CAP.	100pF	50V	CH	GRM1552C1H101JA01D	K22178236		1-	A	B4
C 1120	CHIP CAP.	0.01uF	25V	B	GRM155B11E103KA01D	K22148834		1-	A	B3
C 1121	CHIP CAP.	100pF	50V	CH	GRM1552C1H101JA01D	K22178236		1-	A	B4
C 1122	CHIP CAP.	100pF	50V	CH	GRM1552C1H101JA01D	K22178236		1-	A	B4
C 1123	CHIP CAP.	7pF	50V	CH	GRM1552C1H7R0DA01D	K22178209		1-	A	B3
C 1124	CHIP TA.CAP.	0.1uF	20V		TMCP1D104MTRF	K78130067		1-	A	B4
C 1125	CHIP TA.CAP.	0.33uF	16V		TMCP1C334MTRF	K78120029		1-	A	B4
C 1126	CHIP CAP.	0.047uF	10V	B	GRM155B11A473KA01D	K22108801		1-	A	B4
C 1126	CHIP CAP.	0.0047uF	50V	B	GRM155B11H472KA01D	K22178838		13-	A	B4
C 1127	CHIP CAP.	0.001uF	50V	B	GRM155B11H102KA01D	K22178809		1-	B	a4
C 1128	CHIP CAP.	0.01uF	25V	B	GRM155B11E103KA01D	K22148834		1-	B	b3
C 1129	CHIP CAP.	0.001uF	50V	B	GRM155B11H102KA01D	K22178809		1-	A	B4
C 1130	CHIP CAP.	0.001uF	50V	B	GRM155B11H102KA01D	K22178809		1-	B	a4
C 1131	CHIP CAP.	0.001uF	50V	B	GRM155B11H102KA01D	K22178809		1-	B	b4
C 1132	CHIP CAP.	220pF	50V	CH	GRM1552C1H221JA01D	K22179713		1-	B	a3
C 1133	CHIP CAP.	5pF	50V	CH	GRM1552C1H5R0CA01D	K22178207		1-	B	b1
C 1134	CHIP CAP.	1pF	50V	CK	GRM1554C1H1R0BA01D	K22178287		1-	B	b1
C 1135	CHIP CAP.	5pF	50V	CH	GRM1552C1H5R0CA01D	K22178207		1-	B	b1
C 1136	CHIP CAP.	2pF	50V	CK	GRM1554C1H2R0BA01D	K22178289		1	B	b1
C 1136	CHIP CAP.	1pF	50V	CK	GRM1554C1H1R0BA01D	K22178287	W/ CE LABEL	2-	B	b1
C 1136	CHIP CAP.	2pF	50V	CK	GRM1554C1H2R0BA01D	K22178289	W/O CE LABEL	2-	B	b1
C 1137	CHIP CAP.	56pF	50V	CH	GRM1552C1H560JA01D	K22178230		1-	B	a1
C 1138	CHIP CAP.	1pF	50V	CK	GRM1554C1H1R0BA01D	K22178287		1-	B	a1
C 1140	CHIP CAP.	56pF	50V	CH	GRM1552C1H560JA01D	K22178230		1-	B	a1
C 1141	CHIP CAP.	3pF	50V	CJ	GRM1553C1H3R0BA01D	K22178290		1-	B	a1
C 1142	CHIP CAP.	2pF	50V	CK	GRM1554C1H2R0BA01D	K22178289		1	B	a1
C 1142	CHIP CAP.	1pF	50V	CK	GRM1554C1H1R0BA01D	K22178287	W/ CE LABEL	2-	B	a1
C 1142	CHIP CAP.	2pF	50V	CK	GRM1554C1H2R0BA01D	K22178289	W/O CE LABEL	2-	B	a1
C 1143	CHIP CAP.	56pF	50V	CH	GRM1552C1H560JA01D	K22178230		1-	A	B1
C 1144	CHIP CAP.	1pF	50V	CK	GRM1554C1H1R0BA01D	K22178287		1-	A	B1
C 1146	CHIP CAP.	56pF	50V	CH	GRM1552C1H560JA01D	K22178230		1-	A	B1
C 1147	CHIP CAP.	3pF	50V	CJ	GRM1553C1H3R0BA01D	K22178290		1-	A	B1
C 1148	CHIP CAP.	1.5pF	50V	CK	GRM1554C1H1R5BA01D	K22178288		1	A	B1
C 1148	CHIP CAP.	0.5pF	50V	CK	GRM1554C1HR50BA01D	K22178285	W/ CE LABEL	2-	A	B1

RF Unit

Parts List

REF	DESCRIPTION	VALUE	V/W	TOL.	MFR'S DESIG	YAESU P/N	VERS.	LOT	SIDE	LAY ADR
C 1148	CHIP CAP.	1.5pF	50V	CK	GRM1554C1H1R5BA01D	K22178288	W/O CE LABEL	2-	A	B1
C 1149	CHIP CAP.	9pF	50V	CH	GRM1552C1H9R0BA01D	K22178296		1-	A	B1
C 1150	CHIP CAP.	0.01uF	25V	B	GRM155B11E103KA01D	K22148834		1-	A	B2
C 1151	CHIP CAP.	9pF	50V	CH	GRM1552C1H9R0BA01D	K22178296		1-	B	a2
C 1152	CHIP CAP.	9pF	50V	CH	GRM1552C1H9R0BA01D	K22178296		1-	A	B2
C 1153	CHIP CAP.	0.5pF	50V	CK	GRM1554C1HR50BA01D	K22178285		1-	A	B2
C 1154	CHIP CAP.	0.001uF	50V	B	GRM155B11H102KA01D	K22178809		1-	B	b2
C 1155	CHIP CAP.	0.1uF	10V	B	GRM155B11A104KA01D	K22108802		1-	A	B1
C 1156	CHIP CAP.	0.5pF	50V	CK	GRM1554C1HR50BA01D	K22178285		1-	B	a2
C 1157	CHIP CAP.	6pF	50V	CH	GRM1552C1H6R0DA01D	K22178208		1	A	B1
C 1157	CHIP CAP.	3pF	50V	CJ	GRM1553C1H3R0BA01D	K22178290	W/ CE LABEL	2-	A	B1
C 1157	CHIP CAP.	6pF	50V	CH	GRM1552C1H6R0DA01D	K22178208	W/O CE LABEL	2-	A	B1
C 1158	CHIP CAP.	0.01uF	25V	B	GRM155B11E103KA01D	K22148834		1-	A	B2
C 1159	CHIP CAP.	0.001uF	50V	B	GRM155B11H102KA01D	K22178809		1-	A	B2
C 1160	CHIP CAP.	0.01uF	25V	B	GRM155B11E103KA01D	K22148834		1-	A	B2
C 1161	CHIP CAP.	0.01uF	25V	B	GRM155B11E103KA01D	K22148834		1-	B	a3
C 1162	CHIP CAP.	27pF	50V	CH	GRM1552C1H270GA01D	K22179726		1-	B	a3
C 1163	CHIP CAP.	51pF	50V	CH	GRM1552C1H510GA01D	K22179710		1-	B	b3
C 1164	CHIP CAP.	39pF	50V	CH	GRM1552C1H390GA01D	K22179703		1-	B	b3
C 1165	CHIP CAP.	4pF	50V	CH	GRM1552C1H4R0BA01D	K22178291		1-	B	a3
C 1166	CHIP CAP.	0.001uF	50V	B	GRM155B11H102KA01D	K22178809		1-	B	a4
C 1167	CHIP CAP.	0.01uF	25V	B	GRM155B11E103KA01D	K22148834		1-	B	a3
C 1168	CHIP CAP.	8pF	50V	CH	GRM1552C1H8R0BA01D	K22178295		1-	B	a3
C 1169	CHIP CAP.	27pF	50V	CH	GRM1552C1H270GA01D	K22179726		1-	B	a3
C 1170	CHIP CAP.	22pF	50V	CH	GRM1552C1H220GA01D	K22179707		1-	B	a3
C 1171	CHIP CAP.	4pF	50V	CH	GRM1552C1H4R0BA01D	K22178291		1-	B	a3
C 1172	CHIP CAP.	0.001uF	50V	B	GRM155B11H102KA01D	K22178809		1-	B	b1
C 1173	CHIP CAP.	0.001uF	50V	B	GRM155B11H102KA01D	K22178809		1-	B	a2
C 1174	CHIP CAP.	0.1uF	10V	B	GRM155B11A104KA01D	K22108802		1-	B	a2
C 1175	CHIP CAP.	0.001uF	50V	B	GRM155B11H102KA01D	K22178809		1-	A	C1
C 1176	CHIP CAP.	0.1uF	10V	B	GRM155B11A104KA01D	K22108802		1-	A	C2
C 1177	CHIP CAP.	0.1uF	10V	B	GRM155B11A104KA01D	K22108802		1-	A	B2
C 1178	CHIP CAP.	0.1uF	10V	B	GRM155B11A104KA01D	K22108802		1-	B	a2
C 1181	CHIP CAP.	0.01uF	25V	B	GRM155B11E103KA01D	K22148834		1-	A	B2
C 1182	CHIP CAP.	0.001uF	50V	B	GRM155B11H102KA01D	K22178809		1-	A	B2
C 1184	CHIP CAP.	7pF	50V	CH	GRM1552C1H7R0DA01D	K22178209		1-	B	a3
C 1185	CHIP CAP.	0.001uF	50V	B	GRM155B11H102KA01D	K22178809		1-	B	a3
C 1186	CHIP CAP.	10pF	50V	CH	GRM1552C1H100BA01D	K22178297		1-	B	a3
C 1187	CHIP CAP.	100pF	50V	CH	GRM1552C1H101JA01D	K22178236		1-	B	a3
C 1188	CHIP CAP.	10pF	50V	CH	GRM1552C1H100BA01D	K22178297		1-	B	a3
C 1189	CHIP CAP.	10pF	50V	CH	GRM1552C1H100BA01D	K22178297		1-	B	a3
C 1190	CHIP CAP.	0.001uF	50V	B	GRM155B11H102KA01D	K22178809		1-	B	a3
C 1191	CHIP CAP.	0.001uF	50V	B	GRM155B11H102KA01D	K22178809		1-	B	a3
C 1192	CHIP CAP.	0.001uF	50V	B	GRM155B11H102KA01D	K22178809		1-	B	a3
C 1193	CHIP CAP.	0.001uF	50V	B	GRM155B11H102KA01D	K22178809		1-	B	a3
C 1194	CHIP CAP.	0.001uF	50V	B	GRM155B11H102KA01D	K22178809		1-	B	a3
C 1195	CHIP CAP.	0.001uF	50V	B	GRM155B11H102KA01D	K22178809		1-	B	a3
C 1197	CHIP CAP.	10pF	50V	CH	GRM1552C1H100BA01D	K22178297		1-	B	b3
C 1198	CHIP CAP.	0.001uF	50V	B	GRM155B11H102KA01D	K22178809		1-	A	A2
C 1199	CHIP CAP.	0.001uF	50V	B	GRM155B11H102KA01D	K22178809		1-	A	A2
C 1200	CHIP CAP.	5pF	50V	CH	GRM1552C1H5R0CA01D	K22178207		1-	A	A4
C 1201	CHIP CAP.	0.01uF	25V	B	GRM155B11E103KA01D	K22148834		1-	A	A4
C 1202	CHIP CAP.	0.01uF	25V	B	GRM155B11E103KA01D	K22148834		1-	A	A4
C 1203	CHIP CAP.	0.001uF	50V	B	GRM155B11H102KA01D	K22178809		1-	A	A3
C 1204	CHIP CAP.	33pF	50V	CH	GRM1552C1H330JA01D	K22178224		1-	B	a2
C 1204	CHIP CAP.	22pF	50V	CH	GRM1552C1H220JA01D	K22178220		11-	B	a2
C 1205	CHIP CAP.	0.01uF	25V	B	GRM155B11E103KA01D	K22148834		1-	B	a2
C 1206	CHIP CAP.	33pF	50V	CH	GRM1552C1H330JA01D	K22178224		1-	A	C2
C 1207	CHIP CAP.	0.01uF	25V	B	GRM155B11E103KA01D	K22148834		1-	A	C2
C 1209	CHIP CAP.	1uF	6.3V	B	GRM155B30J105KE18D	K22088803		1-	A	C2
C 1210	CHIP CAP.	47pF	50V	CH	GRM1552C1H470JA01D	K22178228		1-	B	c2
C 1211	CHIP CAP.	15pF	50V	CH	GRM1552C1H150JA01D	K22178216		1-	B	c2
C 1212	CHIP CAP.	0.001uF	50V	B	GRM155B11H102KA01D	K22178809		1-	B	c2
C 1214	CHIP CAP.	5pF	50V	CH	GRM1552C1H5R0CA01D	K22178207		1-	A	A4
C 1215	CHIP CAP.	0.01uF	25V	B	GRM155B11E103KA01D	K22148834		1-	A	A4
C 1216	CHIP CAP.	0.01uF	25V	B	GRM155B11E103KA01D	K22148834		1-	A	A4
C 1217	CHIP CAP.	0.01uF	25V	B	GRM155B11E103KA01D	K22148834		1-	A	A4
C 1218	CHIP CAP.	0.001uF	50V	B	GRM155B11H102KA01D	K22178809		1-	A	A3
C 1219	CHIP CAP.	470pF	50V	B	GRM155B11H471KA01D	K22178805		1-	A	A3
C 1220	CHIP CAP.	100pF	50V	CH	GRM1552C1H101JA01D	K22178236		1-	A	A3
C 1221	CHIP CAP.	5pF	50V	CH	GRM1552C1H5R0CA01D	K22178207		1-	B	a2
C 1222	CHIP CAP.	0.01uF	25V	B	GRM155B11E103KA01D	K22148834		1-	B	a2
C 1223	CHIP CAP.	0.01uF	25V	B	GRM155B11E103KA01D	K22148834		1-	A	B2

RF Unit Parts List

REF	DESCRIPTION	VALUE	V/W	TOL.	MFR'S DESIG	YAESU P/N	VERS.	LOT	SIDE	LAY ADR
C 1224	CHIP CAP.	1uF	6.3V	B	GRM155B30J105KE18D	K22088803		1-	A	C3
C 1225	CHIP CAP.	1uF	6.3V	B	GRM155B30J105KE18D	K22088803		1-	A	C3
C 1226	CHIP TA.CAP.	47uF	4V		TMCP0G476MTRF	K78060050		1-	A	C3
C 1228	CHIP CAP.	18pF	50V	CH	GRM1552C1H180JA01D	K22178218		1-	B	c2
C 1229	CHIP CAP.	0.001uF	50V	B	GRM155B11H102KA01D	K22178809		1-	B	c2
C 1231	CHIP CAP.	0.001uF	50V	B	GRM155B11H102KA01D	K22178809		1-	B	c3
C 1233	CHIP CAP.	0.001uF	50V	B	GRM155B11H102KA01D	K22178809		1-	B	c3
C 1234	CHIP CAP.	100pF	50V	CH	GRM1552C1H101JA01D	K22178236		1-	A	A4
C 1235	CHIP CAP.	100pF	50V	CH	GRM1552C1H101JA01D	K22178236		1-	A	A4
C 1236	CHIP CAP.	0.01uF	25V	B	GRM155B11E103KA01D	K22148834		1-	A	A3
C 1237	CHIP CAP.	100pF	50V	CH	GRM1552C1H101JA01D	K22178236		1-	A	A3
C 1238	CHIP CAP.	0.01uF	25V	B	GRM155B11E103KA01D	K22148834		1-	A	A3
C 1239	CHIP CAP.	10pF	50V	CH	GRM1552C1H100BA01D	K22178297		1-	A	A3
C 1240	CHIP CAP.	0.1uF	10V	B	GRM155B11A104KA01D	K22108802		1-	A	A3
C 1241	CHIP CAP.	0.001uF	50V	B	GRM155B11H102KA01D	K22178809		1-	A	A3
C 1242	CHIP CAP.	0.0033uF	50V	B	GRM155B11H332KA01D	K22178815		1-	A	A3
C 1243	CHIP CAP.	10uF	4V	X5R	GRM155R60G106ME44D	K22179733		1-	A	A3
C 1244	CHIP CAP.	22pF	50V	CH	GRM1552C1H220GA01D	K22179707		1-	B	a2
C 1245	CHIP CAP.	0.01uF	25V	B	GRM155B11E103KA01D	K22148834		1-	B	a2
C 1246	CHIP CAP.	0.01uF	25V	B	GRM155B11E103KA01D	K22148834		1-	B	a2
C 1247	CHIP CAP.	0.22uF	10V	B	GRM155B31A224KE18D	K22108808		1-	B	c4
C 1248	CHIP CAP.	4.7uF	4V	BJ	AMK105BJ475MV-F	K22068801		1-	B	b4
C 1249	CHIP CAP.	0.01uF	25V	B	GRM155B11E103KA01D	K22148834		1-	A	C2
C 1250	CHIP CAP.	22pF	50V	CH	GRM1552C1H220GA01D	K22179707		1-	A	C2
C 1251	CHIP CAP.	0.01uF	25V	B	GRM155B11E103KA01D	K22148834		1-	A	C2
C 1253	CHIP CAP.	0.22uF	10V	B	GRM155B31A224KE18D	K22108808		1-	A	B4
C 1254	CHIP CAP.	4.7uF	4V	BJ	AMK105BJ475MV-F	K22068801		1-	A	B4
C 1255	CHIP CAP.	0.047uF	10V	B	GRM155B11A473KA01D	K22108801		1-	A	B4
C 1257	CHIP CAP.	0.001uF	50V	B	GRM155B11H102KA01D	K22178809		1-	A	C4
C 1258	CHIP CAP.	0.001uF	50V	B	GRM155B11H102KA01D	K22178809		1-	A	A2
C 1259	CHIP CAP.	0.01uF	25V	B	GRM155B11E103KA01D	K22148834		1-	A	A3
C 1260	CHIP CAP.	22pF	50V	CH	GRM1552C1H220GA01D	K22179707		1-	A	A2
C 1261	CHIP CAP.	0.47uF	25V	X5R	GRM155R61E474KE01D	K22148840		1-	A	A3
C 1262	CHIP CAP.	0.22uF	10V	B	GRM155B31A224KE18D	K22108808		1-	B	c3
C 1263	CHIP CAP.	0.001uF	50V	B	GRM155B11H102KA01D	K22178809		1-	B	c2
C 1264	CHIP CAP.	0.001uF	50V	B	GRM155B11H102KA01D	K22178809		1-	B	c3
C 1265	CHIP TA.CAP.	4.7uF	6.3V		TMCP0J475MTRF	K78080053		1-	B	c3
C 1266	CHIP CAP.	0.001uF	50V	B	GRM155B11H102KA01D	K22178809		1-	B	c3
C 1268	CHIP CAP.	7pF	50V	CH	GRM1552C1H7R0DA01D	K22178209		1-	A	A3
C 1269	CHIP CAP.	0.1uF	10V	B	GRM155B11A104KA01D	K22108802		1-	A	A3
C 1270	CHIP CAP.	0.1uF	10V	B	GRM155B11A104KA01D	K22108802		1-	A	A3
C 1271	CHIP CAP.	0.001uF	50V	B	GRM155B11H102KA01D	K22178809		1-	A	A3
C 1272	CHIP CAP.	0.01uF	25V	B	GRM155B11E103KA01D	K22148834		1-	A	A3
C 1273	CHIP TA.CAP.	0.1uF	20V		TMCP1D104MTRF	K78130067		1-	A	A3
C 1274	CHIP TA.CAP.	1uF	16V		TMCP1C105MTRF	K78120076		1-	A	A3
C 1275	CHIP TA.CAP.	4.7uF	10V		TMCP1A475MTRF	K78100073		1-	A	A3
C 1276	CHIP TA.CAP.	0.1uF	20V		TMCP1D104MTRF	K78130067		1-	A	A3
C 1278	CHIP CAP.	680pF	50V	B	GRM155B11H681KA01D	K22178807		1-	A	A4
C 1279	CHIP CAP.	680pF	50V	B	GRM155B11H681KA01D	K22178807		1-	A	A4
C 1280	CHIP CAP.	0.0056uF	25V	B	GRM155B11E562KA01D	K22148802		1-	A	A4
C 1281	CHIP CAP.	4.7uF	4V	BJ	AMK105BJ475MV-F	K22068801		1-	A	A4
C 1282	CHIP CAP.	0.01uF	25V	B	GRM155B11E103KA01D	K22148834		1-	A	A5
C 1283	CHIP CAP.	0.01uF	25V	B	GRM155B11E103KA01D	K22148834		1-	A	A5
C 1284	CHIP CAP.	0.001uF	50V	B	GRM155B11H102KA01D	K22178809		1-	A	C2
C 1285	CHIP CAP.	0.01uF	25V	B	GRM155B11E103KA01D	K22148834		1-	A	A5
C 1286	CHIP CAP.	0.1uF	10V	B	GRM155B11A104KA01D	K22108802		1-	A	A5
C 1287	CHIP CAP.	270pF	50V	CH	GRM1552C1H271JA01D	K22179715		1-	A	B4
C 1288	CHIP CAP.	0.1uF	10V	B	GRM155B11A104KA01D	K22108802		1-	A	A5
C 1289	CHIP CAP.	270pF	50V	CH	GRM1552C1H271JA01D	K22179715		1-	A	B4
C 1290	CHIP CAP.	33pF	50V	CH	GRM1552C1H330JA01D	K22178224		1-	A	A4
C 1292	CHIP CAP.	0.0056uF	25V	B	GRM155B11E562KA01D	K22148802		1-	A	B4
C 1293	CHIP CAP.	0.01uF	25V	B	GRM155B11E103KA01D	K22148834		1-	A	B5
C 1294	CHIP CAP.	0.01uF	25V	B	GRM155B11E103KA01D	K22148834		1-	A	B5
C 1295	CHIP CAP.	0.01uF	25V	B	GRM155B11E103KA01D	K22148834		1-	A	B5
C 1296	CHIP CAP.	0.1uF	10V	B	GRM155B11A104KA01D	K22108802		1-	A	B5
C 1297	CHIP CAP.	0.1uF	10V	B	GRM155B11A104KA01D	K22108802		1-	A	B5
C 1298	CHIP CAP.	0.01uF	25V	B	GRM155B11E103KA01D	K22148834		1-	A	C4
C 1299	CHIP CAP.	18pF	50V	CH	GRM1552C1H180JA01D	K22178218		1-	A	A2
C 1300	CHIP CAP.	43pF	50V	CH	GRM1552C1H430JA01D	K22178227		1-	A	A2
C 1301	CHIP CAP.	8pF	50V	CH	GRM1552C1H8R0DA01D	K22178210		1-	A	A2
C 1302	CHIP CAP.	33pF	50V	CH	GRM1552C1H330JA01D	K22178224		1-	A	A2
C 1303	CHIP CAP.	0.001uF	50V	B	GRM155B11H102KA01D	K22178809		1-	B	c2
C 1304	CHIP CAP.	0.001uF	50V	B	GRM155B11H102KA01D	K22178809		1-	A	A2

RF Unit Parts List

REF	DESCRIPTION	VALUE	V/W	TOL.	MFR'S DESIG	YAESU P/N	VERS.	LOT	SIDE	LAY ADR
C 1307	CHIP CAP.	0.033uF	10V	B	GRM155B11A333KA01D	K22108803		1-	A	A3
C 1308	CHIP CAP.	0.033uF	10V	B	GRM155B11A333KA01D	K22108803		1-	A	A3
C 1308	CHIP CAP.	0.022uF	16V	B	GRM155B11C223KA01D	K22128806		13-	A	A3
C 1310	CHIP CAP.	0.001uF	50V	B	GRM155B11H102KA01D	K22178809		1-	B	b4
C 1311	CHIP CAP.	0.01uF	25V	B	GRM155B11E103KA01D	K22148834		1-	B	c3
C 1313	CHIP CAP.	1pF	50V	CK	GRM1554C1H1R0BA01D	K22178287		1-	B	b4
C 1314	CHIP CAP.	2pF	50V	CK	GRM1554C1H2R0BA01D	K22178289		1-	B	b3
C 1315	CHIP CAP.	0.022uF	16V	B	GRM155B11C223KA01D	K22128806		1-	A	A3
C 1316	CHIP CAP.	0.001uF	50V	B	GRM155B11H102KA01D	K22178809		1-	A	A4
C 1317	CHIP CAP.	4.7uF	4V	BJ	AMK105BJ475MV-F	K22068801		1-	A	A4
C 1319	CHIP CAP.	0.001uF	50V	B	GRM155B11H102KA01D	K22178809		1-	B	b4
C 1320	CHIP CAP.	0.001uF	50V	B	GRM155B11H102KA01D	K22178809		1-	B	b4
C 1323	CHIP CAP.	0.5pF	50V	CK	GRM1554C1HR50BA01D	K22178285		1-	B	b4
C 1324	CHIP CAP.	0.001uF	50V	B	GRM155B11H102KA01D	K22178809		1-	A	A4
C 1325	CHIP CAP.	0.0047uF	50V	B	GRM155B11H472KA01D	K22178838		1-	A	A4
C 1326	CHIP CAP.	4.7uF	4V	BJ	AMK105BJ475MV-F	K22068801		1-	A	A4
C 1327	CHIP CAP.	0.0018uF	50V	B	GRM155B11H182KA01D	K22178812		1-	A	A4
C 1328	CHIP CAP.	0.1uF	10V	B	GRM155B11A104KA01D	K22108802		1-	A	A4
C 1329	CHIP CAP.	0.01uF	25V	B	GRM155B11E103KA01D	K22148834		1-	B	b4
C 1330	CHIP CAP.	0.01uF	25V	B	GRM155B11E103KA01D	K22148834		1-	A	A4
C 1331	CHIP CAP.	0.047uF	10V	B	GRM155B11A473KA01D	K22108801		1-	A	A4
C 1332	CHIP CAP.	0.001uF	50V	B	GRM155B11H102KA01D	K22178809		1-	A	A4
C 1333	CHIP CAP.	0.0047uF	50V	B	GRM155B11H472KA01D	K22178838		1-	A	B4
C 1334	CHIP CAP.	0.0012uF	50V	B	GRM155B11H122KA01D	K22178810		1-	A	B4
C 1335	CHIP CAP.	0.1uF	10V	B	GRM155B11A104KA01D	K22108802		1-	A	B4
C 1336	CHIP CAP.	0.1uF	10V	B	GRM155B11A104KA01D	K22108802		1-	A	B4
C 1337	CHIP CAP.	0.001uF	50V	B	GRM155B11H102KA01D	K22178809		1-	A	B4
C 1338	CHIP CAP.	0.01uF	25V	B	GRM155B11E103KA01D	K22148834		1-	A	B4
C 1339	CHIP CAP.	33pF	50V	CH	GRM1552C1H330JA01D	K22178224		1-	A	B5
C 1342	CHIP CAP.	0.01uF	25V	B	GRM155B11E103KA01D	K22148834		1-	B	c3
C 1343	CHIP CAP.	43pF	50V	CH	GRM1552C1H430JA01D	K22178227		1-	A	A2
C 1343	CHIP CAP.	33pF	50V	CH	GRM1552C1H330JA01D	K22178224		2-	A	A2
C 1344	CHIP CAP.	10pF	50V	CH	GRM1552C1H100BA01D	K22178297		1-	A	A2
C 1345	CHIP CAP.	10pF	50V	CH	GRM1552C1H100BA01D	K22178297		1-	A	A2
C 1346	CHIP CAP.	0.001uF	50V	B	GRM155B11H102KA01D	K22178809		1-	A	A2
C 1347	CHIP CAP.	0.01uF	25V	B	GRM155B11E103KA01D	K22148834		1-	A	A2
C 1348	CHIP CAP.	0.001uF	50V	B	GRM155B11H102KA01D	K22178809		1-	A	A2
C 1349	CHIP CAP.	30pF	50V	CH	GRM1552C1H300JA01D	K22178223		1-	A	A2
C 1350	CHIP CAP.	5pF	50V	CH	GRM1552C1H5R0CA01D	K22178207	AUSTRALIA	2-	A	A2
C 1350	CHIP CAP.	3pF	50V	CJ	GRM1553C1H3R0BA01D	K22178290	EUROPE	2-	A	A2
C 1350	CHIP CAP.	5pF	50V	CH	GRM1552C1H5R0CA01D	K22178207	EXPORT	2-	A	A2
C 1350	CHIP CAP.	5pF	50V	CH	GRM1552C1H5R0CA01D	K22178207	USA	2-	A	A2
C 1351	CHIP CAP.	0.01uF	25V	B	GRM155B11E103KA01D	K22148834		1-	B	c1
C 1352	CHIP CAP.	33pF	50V	CH	GRM1552C1H330GA01D	K22179708		1-	B	b3
C 1353	CHIP CAP.	0.001uF	50V	B	GRM155B11H102KA01D	K22178809		1-	B	c4
C 1354	CHIP CAP.	0.01uF	25V	B	GRM155B11E103KA01D	K22148834		1-	B	c3
C 1355	CHIP CAP.	0.01uF	25V	B	GRM155B11E103KA01D	K22148834		1-	B	b4
C 1356	CHIP CAP.	0.01uF	25V	B	GRM155B11E103KA01D	K22148834		1-	B	b3
C 1357	CHIP CAP.	27pF	50V	CH	GRM1552C1H270GA01D	K22179726		1-	B	b4
C 1358	CHIP CAP.	68pF	50V	CH	GRM1552C1H680JA01D	K22178232		1-	B	b3
C 1359	CHIP CAP.	0.001uF	50V	B	GRM155B11H102KA01D	K22178809		1-	B	b3
C 1360	CHIP CAP.	0.01uF	25V	B	GRM155B11E103KA01D	K22148834		1-	B	b4
C 1361	CHIP CAP.	0.01uF	25V	B	GRM155B11E103KA01D	K22148834		1-	B	b4
C 1362	CHIP CAP.	0.01uF	25V	B	GRM155B11E103KA01D	K22148834		1-	B	b4
C 1363	CHIP CAP.	9.5pF	50V	CH	GRM1552C1H9R5BA01D	K22179730		1-	B	b4
C 1364	CHIP CAP.	51pF	50V	CH	GRM1552C1H510GA01D	K22179710		1-	B	b3
C 1365	CHIP CAP.	39pF	50V	CH	GRM1552C1H390GA01D	K22179703		1-	B	b3
C 1366	CHIP CAP.	27pF	50V	CH	GRM1552C1H270GA01D	K22179726		1-	B	b3
C 1367	CHIP CAP.	20pF	50V	CH	GRM1552C1H200GA01	K22179702		1-	B	b3
C 1368	CHIP CAP.	0.1uF	10V	B	GRM155B11A104KA01D	K22108802		1-	A	A4
C 1369	CHIP CAP.	0.0022uF	50V	B	GRM155B11H222KA01D	K22178813		1-	A	A4
C 1370	CHIP CAP.	0.01uF	25V	B	GRM155B11E103KA01D	K22148834		1-	A	B4
C 1371	CHIP CAP.	0.033uF	10V	B	GRM155B11A333KA01D	K22108803		1-	A	B4
C 1372	CHIP CAP.	0.1uF	10V	B	GRM155B11A104KA01D	K22108802		1-	A	B4
C 1373	CHIP CAP.	0.0022uF	50V	B	GRM155B11H222KA01D	K22178813		1-	A	B4
C 1374	CHIP CAP.	0.01uF	25V	B	GRM155B11E103KA01D	K22148834		1-	A	B4
C 1375	CHIP CAP.	0.047uF	10V	B	GRM155B11A473KA01D	K22108801		1-	A	B4
C 1376	CHIP CAP.	0.033uF	10V	B	GRM155B11A333KA01D	K22108803		1-	A	B4
C 1377	CHIP CAP.	0.1uF	10V	B	GRM155B11A104KA01D	K22108802		1-	A	B4
C 1378	CHIP CAP.	27pF	50V	CH	GRM1552C1H270GA01D	K22179726		1-	A	A2
C 1379	CHIP CAP.	1pF	50V	CK	GRM1554C1H1R0BA01D	K22178287		1-	A	A2
C 1380	CHIP CAP.	10pF	50V	CK	GRM1554C1H1R0BA01D	K22178287		1-	B	c1
C 1382	CHIP CAP.	100pF	50V	CH	GRM1552C1H101JA01D	K22178236		1-	B	c2

RF Unit Parts List

REF	DESCRIPTION	VALUE	V/W	TOL.	MFR'S DESIG	YAESU P/N	VERS.	LOT	SIDE	LAY ADR
C 1383	CHIP CAP.	0.5pF	50V	CK	GRM1554C1HR50BA01D	K22178285		1-	B	c1
C 1384	CHIP CAP.	0.001uF	50V	B	GRM155B11H102KA01D	K22178809		1-	A	A2
C 1385	CHIP CAP.	27pF	50V	CH	GRM1552C1H270GA01D	K22179726		1-	B	c2
C 1386	CHIP CAP.	36pF	50V	CH	GRM1552C1H360JA01D	K22178225		1-	B	c2
C 1387	CHIP CAP.	39pF	50V	CH	GRM1552C1H390JA01D	K22178226		1-	B	c2
C 1388	CHIP CAP.	5pF	50V	CH	GRM1552C1H5R0CA01D	K22178207		1-	B	b3
C 1389	CHIP CAP.	0.01uF	25V	B	GRM155B11E103KA01D	K22148834		1-	B	b3
C 1390	CHIP CAP.	0.001uF	50V	B	GRM155B11H102KA01D	K22178809		1-	B	b3
C 1391	CHIP CAP.	100pF	50V	CH	GRM1552C1H101JA01D	K22178236		1-	B	b3
C 1392	CHIP CAP.	4pF	50V	CH	GRM1552C1H4R0BA01D	K22178291		1-	B	b3
C 1393	CHIP CAP.	4pF	50V	CH	GRM1552C1H4R0BA01D	K22178291		1-	B	b3
C 1394	CHIP CAP.	0.001uF	50V	B	GRM155B11H102KA01D	K22178809		1-	B	b3
C 1395	CHIP CAP.	10pF	50V	CH	GRM1552C1H100BA01D	K22178297		1-	B	b3
C 1396	CHIP CAP.	0.001uF	50V	B	GRM155B11H102KA01D	K22178809		1-	B	b3
C 1397	CHIP CAP.	0.047uF	10V	B	GRM155B11A473KA01D	K22108801		1-	A	B4
C 1398	CHIP CAP.	0.033uF	10V	B	GRM155B11A333KA01D	K22108803		1-	A	B4
C 1398	CHIP CAP.	0.022uF	16V	B	GRM155B11C223KA01D	K22128806		3-	A	B4
C 1399	CHIP TA.CAP.	47uF	4V		TMCP0G476MTRF	K78060050		1-	A	A4
C 1400	CHIP CAP.	0.01uF	25V	B	GRM155B11E103KA01D	K22148834		1-	A	B3
C 1401	CHIP CAP.	0.001uF	50V	B	GRM155B11H102KA01D	K22178809		1-	A	B3
C 1403	CHIP CAP.	0.001uF	50V	B	GRM155B11H102KA01D	K22178809		1-	A	B2
C 1404	CHIP CAP.	0.033uF	10V	B	GRM155B11A333KA01D	K22108803		1-	A	B4
C 1405	CHIP CAP.	0.01uF	25V	B	GRM155B11E103KA01D	K22148834		1-	A	B3
C 1406	CHIP CAP.	0.001uF	50V	B	GRM155B11H102KA01D	K22178809		1-	A	A1
C 1407	CHIP CAP.	0.001uF	50V	B	GRM155B11H102KA01D	K22178809		1-	A	A1
C 1408	CHIP CAP.	0.001uF	50V	B	GRM155B11H102KA01D	K22178809		1-	A	A1
C 1409	CHIP CAP.	1.5pF	50V	CK	GRM1554C1H1R5BA01D	K22178288		1-	A	A1
C 1410	CHIP CAP.	0.5pF	50V	CK	GRM1554C1HR50BA01D	K22178285		1-	A	A1
C 1411	CHIP CAP.	0.001uF	50V	B	GRM155B11H102KA01D	K22178809		1-	A	A2
C 1412	CHIP CAP.	4pF	50V	CH	GRM1552C1H4R0BA01D	K22178291		1-	A	A1
C 1413	CHIP CAP.	2pF	50V	CK	GRM1554C1H2R0BA01D	K22178289		1-	A	A1
C 1414	CHIP CAP.	39pF	50V	CH	GRM1552C1H390JA01D	K22178226		1-	A	A1
C 1415	CHIP CAP.	0.001uF	50V	B	GRM155B11H102KA01D	K22178809		1-	A	A2
C 1416	CHIP CAP.	0.001uF	50V	B	GRM155B11H102KA01D	K22178809		1-	B	c1
C 1417	CHIP CAP.	30pF	50V	CH	GRM1552C1H300JA01D	K22178223		1-	B	c2
C 1418	CHIP CAP.	0.001uF	50V	B	GRM155B11H102KA01D	K22178809		1-	B	b2
C 1419	CHIP CAP.	0.001uF	50V	B	GRM155B11H102KA01D	K22178809		1-	B	b2
C 1420	CHIP CAP.	39pF	50V	CH	GRM1552C1H390JA01D	K22178226		1-	B	c1
C 1421	CHIP CAP.	0.001uF	50V	B	GRM155B11H102KA01D	K22178809		1-	B	b3
C 1422	CHIP CAP.	68pF	50V	CH	GRM1552C1H680JA01D	K22178232		1-	B	b3
C 1424	CHIP CAP.	0.01uF	25V	B	GRM155B11E103KA01D	K22148834		1-	B	b3
C 1425	CHIP CAP.	47pF	50V	CH	GRM1552C1H470JA01D	K22178228		1-	B	b3
C 1426	CHIP CAP.	0.001uF	50V	B	GRM155B11H102KA01D	K22178809		1-	B	b3
C 1427	CHIP CAP.	0.001uF	50V	B	GRM155B11H102KA01D	K22178809		1-	B	b3
C 1428	CHIP CAP.	0.001uF	50V	B	GRM155B11H102KA01D	K22178809		1-	B	b3
C 1429	CHIP CAP.	10pF	50V	CH	GRM1552C1H100BA01D	K22178297		1-	B	b3
C 1430	CHIP CAP.	10pF	50V	CH	GRM1552C1H100BA01D	K22178297		1-	B	b3
C 1431	CHIP CAP.	10uF	4V	X5R	GRM155R60G106ME44D	K22179733		1-	A	B2
C 1432	CHIP CAP.	0.001uF	50V	B	GRM155B11H102KA01D	K22178809		1-	A	B2
C 1433	CHIP TA.CAP.	47uF	4V		TMCP0G476MTRF	K78060050		1-	A	B2
C 1434	CHIP CAP.	1uF	6.3V	B	GRM155B30J105KE18D	K22088803		1-	A	B3
C 1435	CHIP CAP.	0.001uF	50V	B	GRM155B11H102KA01D	K22178809		1-	A	B3
C 1436	CHIP CAP.	10uF	4V	X5R	GRM155R60G106ME44D	K22179733		1-	A	B3
C 1437	CHIP CAP.	0.001uF	50V	B	GRM155B11H102KA01D	K22178809		1-	A	B2
C 1438	CHIP CAP.	0.1uF	10V	B	GRM155B11A104KA01D	K22108802		1-	B	a3
C 1439	CHIP CAP.	0.1uF	10V	B	GRM155B11A104KA01D	K22108802		1-	A	B3
C 1440	CHIP CAP.	0.22uF	10V	B	GRM155B31A224KE18D	K22108808		1-	B	b5
C 1441	CHIP TA.CAP.	68uF	10V		TMCMB1A686MTRF	K78100090		1-	B	b5
C 1442	CHIP CAP.	10uF	25V	B	GRM188R61E106MA73D	K22144818		1-	B	b5
C 1443	CHIP TA.CAP.	47uF	4V		TMCP0G476MTRF	K78060050		1-	B	b5
C 1443	CHIP CAP.	22uF	6.3V	B	GRM188R60J226MEA0D	K22084807		3-	B	b5
C 1444	CHIP CAP.	0.01uF	25V	B	GRM155B11E103KA01D	K22148834		1-	A	A5
C 1445	CHIP CAP.	0.001uF	50V	B	GRM155B11H102KA01D	K22178809		1-	B	b5
C 1446	CHIP CAP.	0.001uF	50V	B	GRM155B11H102KA01D	K22178809		1-	A	B5
C 1447	CHIP CAP.	0.01uF	25V	B	GRM155B11E103KA01D	K22148834		1-	A	B3
C 1449	CHIP CAP.	7pF	50V	CH	GRM1552C1H7R0DA01D	K22178209		1-	A	A1
C 1450	CHIP CAP.	0.001uF	50V	B	GRM155B11H102KA01D	K22178809		1-	A	A1
C 1451	CHIP CAP.	15pF	50V	CH	GRM1552C1H150JA01D	K22178216		1-	A	A1
C 1452	CHIP CAP.	3pF	50V	CJ	GRM1553C1H3R0BA01D	K22178290		1-	A	A1
C 1453	CHIP CAP.	33pF	50V	CH	GRM1552C1H330JA01D	K22178224		1-	B	c1
C 1454	CHIP CAP.	7pF	50V	CH	GRM1552C1H7R0DA01D	K22178209		1-	A	A1
C 1455	CHIP CAP.	8pF	50V	CH	GRM1552C1H8R0DA01D	K22178210		1-	B	c1
C 1456	CHIP CAP.	470pF	50V	B	GRM155B11H471KA01D	K22178805		1-	A	A1

RF Unit Parts List

REF	DESCRIPTION	VALUE	V/W	TOL.	MFR'S DESIG	YAESU P/N	VERS.	LOT	SIDE	LAY ADR
C 1457	CHIP CAP.	0.001uF	50V	B	GRM155B11H102KA01D	K22178809		1-	A	A1
C 1458	CHIP CAP.	10pF	50V	CH	GRM1552C1H100BA01D	K22178297		1-	A	A1
C 1458	CHIP CAP.	9.5pF	50V	CH	GRM1552C1H9R5BA01D	K22179730		11-	A	A1
C 1459	CHIP CAP.	47pF	50V	CH	GRM1552C1H470JA01D	K22178228		1-	B	c1
C 1461	CHIP CAP.	12pF	50V	CH	GRM1552C1H120JA01D	K22178214		1-	B	b1
C 1462	CHIP CAP.	27pF	50V	CH	GRM1552C1H270GA01D	K22179726		1-	B	c1
C 1464	CHIP CAP.	12pF	50V	CH	GRM1552C1H120JA01D	K22178214		1-	B	c1
C 1465	CHIP CAP.	47pF	50V	CH	GRM1552C1H470JA01D	K22178228		1-	B	b1
C 1466	CHIP CAP.	22pF	50V	CH	GRM1552C1H220GA01D	K22179707		1-	B	b1
C 1467	CHIP CAP.	0.001uF	50V	B	GRM155B11H102KA01D	K22178809		1-	A	A2
C 1470	CHIP CAP.	1uF	6.3V	B	GRM155B30J105KE18D	K22088803		1-	A	B3
C 1471	CHIP CAP.	0.001uF	50V	B	GRM155B11H102KA01D	K22178809		1-	A	B3
C 1472	CHIP CAP.	0.001uF	50V	B	GRM155B11H102KA01D	K22178809		1-	A	B3
C 1473	CHIP CAP.	10uF	4V	X5R	GRM155R60G106ME44D	K22179733		1-	A	B3
C 1474	CHIP CAP.	0.001uF	50V	B	GRM155B11H102KA01D	K22178809		1-	A	A3
C 1475	CHIP CAP.	0.001uF	50V	B	GRM155B11H102KA01D	K22178809		1-	A	A3
C 1476	CHIP CAP.	0.001uF	50V	B	GRM155B11H102KA01D	K22178809		1-	A	B3
C 1477	CHIP CAP.	0.0068uF	25V	B	GRM155B11E682KA01D	K22148803		1-	B	a3
C 1478	CHIP CAP.	0.0068uF	25V	B	GRM155B11E682KA01D	K22148803		1-	A	B3
C 1479	CHIP CAP.	0.0012uF	50V	B	GRM155B11H122KA01D	K22178810		1-	B	a3
C 1480	CHIP CAP.	0.0012uF	50V	B	GRM155B11H122KA01D	K22178810		1-	A	B3
C 1481	CHIP CAP.	0.0018uF	50V	B	GRM155B11H182KA01D	K22178812		1-	B	a3
C 1482	CHIP CAP.	0.0018uF	50V	B	GRM155B11H182KA01D	K22178812		1-	A	B3
C 1483	CHIP CAP.	0.0018uF	50V	B	GRM155B11H182KA01D	K22178812		1-	B	a3
C 1484	CHIP CAP.	0.0018uF	50V	B	GRM155B11H182KA01D	K22178812		1-	A	B3
C 1485	CHIP CAP.	18pF	50V	CH	GRM1552C1H180JA01D	K22178218		1-	A	A1
C 1486	CHIP CAP.	1pF	50V	CK	GRM1554C1H1R0BA01D	K22178287		1-	A	A1
C 1487	CHIP CAP.	0.5pF	50V	CK	GRM1554C1HR50BA01D	K22178285		1-	A	A1
C 1488	CHIP CAP.	18pF	50V	CH	GRM1552C1H180JA01D	K22178218		1-	A	A1
C 1489	CHIP CAP.	39pF	50V	CH	GRM1552C1H390JA01D	K22178226		1-	B	c1
C 1490	CHIP CAP.	8pF	50V	CH	GRM1552C1H8R0DA01D	K22178210		1-	A	A1
C 1492	CHIP CAP.	82pF	50V	CH	GRM1552C1H820JA01D	K22178234		1-	B	c1
C 1494	CHIP CAP.	82pF	50V	CH	GRM1552C1H820JA01D	K22178234		1-	B	c1
C 1495	CHIP CAP.	18pF	50V	CH	GRM1552C1H180JA01D	K22178218		1-	B	c1
C 1496	CHIP CAP.	15pF	50V	CH	GRM1552C1H150JA01D	K22178216		1-	B	c1
C 1497	CHIP CAP.	4pF	50V	CH	GRM1552C1H4R0BA01D	K22178291		1-	B	b3
C 1499	CHIP CAP.	0.001uF	50V	B	GRM155B11H102KA01D	K22178809		1-	A	A3
C 1500	CHIP CAP.	0.001uF	50V	B	GRM155B11H102KA01D	K22178809		1-	A	A3
C 1501	CHIP TA.CAP.	10uF	6.3V		TMCP0J106MTRF	K78080055		1-	A	A3
C 1502	CHIP CAP.	0.001uF	50V	B	GRM155B11H102KA01D	K22178809		1-	A	A3
C 1503	CHIP CAP.	4.7uF	4V	BJ	AMK105BJ475MV-F	K22068801		1-	B	a3
C 1504	CHIP CAP.	4.7uF	4V	BJ	AMK105BJ475MV-F	K22068801		1-	A	B3
C 1505	CHIP CAP.	0.1uF	10V	B	GRM155B11A104KA01D	K22108802		1-	B	a3
C 1506	CHIP CAP.	0.1uF	10V	B	GRM155B11A104KA01D	K22108802		1-	A	C3
C 1507	CHIP CAP.	0.01uF	25V	B	GRM155B11E103KA01D	K22148834		1-	B	a3
C 1508	CHIP TA.CAP.	47uF	4V		TMCP0G476MTRF	K78060050		1-	A	B3
C 1510	CHIP CAP.	22uF	25V	X5R	GRM21BR61E226ME44L	K22140830		1-	B	a5
C 1511	CHIP CAP.	22uF	25V	X5R	GRM21BR61E226ME44L	K22140830		1-	B	a5
C 1512	CHIP CAP.	0.47uF	25V	X5R	GRM155R61E474KE01D	K22148840		1-	B	a5
C 1513	CHIP CAP.	47uF	10V	X5R	GRM31CR61A476ME15L	K22101806		1-	B	b5
C 1514	CHIP CAP.	47uF	10V	X5R	GRM31CR61A476ME15L	K22101806		1-	B	b5
C 1515	CHIP CAP.	12pF	50V	CH	GRM1552C1H120JA01D	K22178214		1-	B	a5
C 1516	CHIP CAP.	22uF	6.3V	B	GRM188R60J226MEA0D	K22084807		1-	B	b5
C 1517	CHIP CAP.	0.1uF	10V	B	GRM155B11A104KA01D	K22108802		1-	B	b5
C 1518	CHIP CAP.	10uF	25V	B	GRM188R61E106MA73D	K22144818		1-	B	b5
C 1519	CHIP CAP.	0.1uF	25V	B	GRM155B31E104KA87D	K22148838		1-	B	b5
C 1520	CHIP CAP.	10uF	25V	B	GRM188R61E106MA73D	K22144818		1-	B	a5
C 1521	CHIP CAP.	0.1uF	25V	B	GRM155B31E104KA87D	K22148838		1-	B	a5
C 1522	CHIP CAP.	22uF	6.3V	B	GRM188R60J226MEA0D	K22084807		1-	B	a5
C 1523	CHIP CAP.	0.1uF	10V	B	GRM155B11A104KA01D	K22108802		1-	B	a5
C 1524	CHIP CAP.	0.001uF	50V	B	GRM155B11H102KA01D	K22178809		1-	B	b1
C 1525	CHIP CAP.	0.01uF	25V	B	GRM155B11E103KA01D	K22148834		1-	B	b2
C 1526	CHIP CAP.	0.001uF	50V	B	GRM155B11H102KA01D	K22178809		1-	B	b2
C 1527	CHIP TA.CAP.	220uF	4V		F930G227MBA	K78060060		1-	A	C5
C 1528	CHIP TA.CAP.	220uF	4V		F930G227MBA	K78060060		1-	A	B5
C 1529	CHIP CAP.	0.1uF	10V	B	GRM155B11A104KA01D	K22108802		1-	A	B1
C 1530	CHIP CAP.	0.001uF	50V	B	GRM155B11H102KA01D	K22178809		1-	A	A4
C 1531	CHIP CAP.	0.001uF	50V	B	GRM155B11H102KA01D	K22178809		1-	A	C3
C 1532	CHIP CAP.	0.001uF	50V	B	GRM155B11H102KA01D	K22178809		1-	A	C3
C 1533	CHIP CAP.	0.001uF	50V	B	GRM155B11H102KA01D	K22178809		1-	A	A3
C 1534	CHIP CAP.	12pF	50V	CH	GRM1552C1H120JA01D	K22178214		1-	B	b1
C 1535	CHIP CAP.	1uF	6.3V	B	GRM155B30J105KE18D	K22088803		1-	A	B4
C 1536	CHIP CAP.	1uF	6.3V	B	GRM155B30J105KE18D	K22088803		1-	A	B3

RF Unit Parts List

REF	DESCRIPTION	VALUE	V/W	TOL.	MFR'S DESIG	YAESU P/N	VERS.	LOT	SIDE	LAY ADR
C 1537	CHIP CAP.	1uF	6.3V	B	GRM155B30J105KE18D	K22088803		1-	A	B4
C 1538	CHIP CAP.	1uF	6.3V	B	GRM155B30J105KE18D	K22088803		1-	A	B4
C 1541	CHIP CAP.	4.7uF	4V	BJ	AMK105BJ475MV-F	K22068801		1-	A	B4
C 1544	CHIP CAP.	0.001uF	50V	B	GRM155B11H102KA01D	K22178809		1-	B	a2
C 1545	CHIP CAP.	0.001uF	50V	B	GRM155B11H102KA01D	K22178809		1-	A	A2
C 1546	CHIP CAP.	0.01uF	25V	B	GRM155B11E103KA01D	K22148834		1-	A	A1
C 1547	CHIP CAP.	47uF	10V	X5R	GRM31CR61A476ME15L	K22101806		1-	A	A5
C 1548	CHIP CAP.	0.001uF	50V	B	GRM155B11H102KA01D	K22178809		1-	B	a5
C 1549	CHIP CAP.	0.001uF	50V	B	GRM155B11H102KA01D	K22178809		1-	A	C5
C 1550	CHIP CAP.	0.001uF	50V	B	GRM155B11H102KA01D	K22178809		1-	A	A5
C 1551	CHIP CAP.	0.001uF	50V	B	GRM155B11H102KA01D	K22178809		1-	A	A3
C 1552	CHIP CAP.	0.1uF	10V	B	GRM155B11A104KA01D	K22108802		1-	A	A3
C 1553	CHIP CAP.	0.01uF	25V	B	GRM155B11E103KA01D	K22148834		1-	A	A2
C 1555	CHIP CAP.	0.01uF	25V	B	GRM155B11E103KA01D	K22148834		1-	A	B1
C 1556	CHIP CAP.	22uF	6.3V	B	GRM188R60J226MEA0D	K22084807		1-	A	A5
C 1557	CHIP TA.CAP.	100uF	4V		TLCR107M004XTA	K78060088		1-	B	b3
C 1557	CHIP CAP.	100uF	4V	X5R	GRM21BR60G107ME15	K22060101		2-	B	b3
C 1559	CHIP CAP.	0.001uF	50V	B	GRM155B11H102KA01D	K22178809		1-	A	B5
C 1560	CHIP CAP.	0.001uF	50V	B	GRM155B11H102KA01D	K22178809		1-	A	A5
C 1561	CHIP CAP.	10uF	25V	B	GRM188R61E106MA73D	K22144818		1-	A	A2
C 1562	CHIP CAP.	10uF	25V	B	GRM188R61E106MA73D	K22144818		4-	A	A2
C 1563	CHIP CAP.	100pF	50V	CH	GRM1552C1H101JA01D	K22178236	W/O CE LABEL	4-	A	B2
C 1564	CHIP CAP.	1uF	6.3V	B	GRM155B30J105KE18D	K22088803		7-	B	b1
C 1565	CHIP CAP.	0.001uF	50V	B	GRM155B11H102KA01D	K22178809		7-	A	C2
C 1566	CHIP CAP.	22uF	6.3V	B	GRM188R60J226MEA0D	K22084807		3-	A	A5
CD1001	CERAMIC DISC				CDBKB450KCAY72-R0	H7901580		1-	B	b4
CD1002	CERAMIC DISC				CDBKB450KCAY72-R0	H7901580		1-	B	b4
CF1001	CERAMIC FILTER				CFWKA450KFFA-R0	H3900606		1-	B	b5
CF1002	CERAMIC FILTER				CFWKA450KFFA-R0	H3900606		1-	B	b5
D 1001	DIODE				1SS362(TE85R.F)	G2070268		1-	B	b1
D 1002	DIODE				1SS362(TE85R.F)	G2070268		1-	A	A1
D 1003	DIODE				1SS400G T2R	G2070934		1-	A	A1
D 1004	DIODE				1SS385FV(TPL3.Z)	G2071246		1-	A	B1
D 1005	DIODE				1SS400G T2R	G2070934		1-	A	A2
D 1006	DIODE				1SS400G T2R	G2070934		1-	B	b1
D 1007	DIODE				1SS400G T2R	G2070934		1-	B	b1
D 1008	DIODE				1SS400G T2R	G2070934		1-	B	b1
D 1009	DIODE				RB551V-30 TE-17	G2070892		1-	A	C5
D 1011	DIODE				1SS381.H3F(T	G2071552		1-	B	b1
D 1012	DIODE				JDP2S04E(TAPE)	G2071180		1-	B	b1
D 1013	DIODE				1SV281(TPH3.F)	G2070620		1-	B	b1
D 1014	DIODE				1SS381.H3F(T	G2071552		1-	A	B1
D 1015	DIODE				JDP2S04E(TAPE)	G2071180		1-	A	B1
D 1016	DIODE				1SV281(TPH3.F)	G2070620		1-	A	B1
D 1017	DIODE				1SV308(TAPE)	G2071202		1-	A	B1
D 1018	DIODE				1SV325(TPH3.F)	G2070848		1-	A	B2
D 1019	DIODE				1SV325(TPH3.F)	G2070848		1-	B	b2
D 1020	DIODE				1SV325(TPH3.F)	G2070848		1-	A	B2
D 1021	DIODE				1SV325(TPH3.F)	G2070848		1-	B	b2
D 1022	DIODE				DAN222M T2L	G2070936		1-	A	B1
D 1023	DIODE				1SV308(TAPE)	G2071202		1-	B	b2
D 1024	DIODE				1SV308(TAPE)	G2071202		1-	A	B1
D 1025	DIODE				1SV308(TAPE)	G2071202		1-	A	B1
D 1026	DIODE				1SV305(TPH3)	G2070942		1-	B	b1
D 1027	DIODE				1SV305(TPH3)	G2070942		1-	B	b1
D 1028	DIODE				1SV281(TPH3.F)	G2070620		1-	B	b1
D 1029	DIODE				1SV281(TPH3.F)	G2070620		1-	A	B1
D 1030	DIODE				JDV2S07FS(TPL3.F)	G2071242		1-	A	B1
D 1031	DIODE				JDV2S07FS(TPL3.F)	G2071242		1-	B	b2
D 1032	DIODE				1SV325(TPH3.F)	G2070848		1-	A	B1
D 1033	DIODE				1SV325(TPH3.F)	G2070848		1-	A	B2
D 1034	DIODE				JDV2S07FS(TPL3.F)	G2071242		1-	A	B1
D 1035	DIODE				JDV2S07FS(TPL3.F)	G2071242		1-	B	b2
D 1036	DIODE				1SV325(TPH3.F)	G2070848		1-	B	b2
D 1037	DIODE				1SV325(TPH3.F)	G2070848		1-	B	b2
D 1038	DIODE				1SV325(TPH3.F)	G2070848		1-	A	B1
D 1039	DIODE				1SV325(TPH3.F)	G2070848		1-	A	B1
D 1040	DIODE				1SV325(TPH3.F)	G2070848		1-	B	a4
D 1041	DIODE				1SV325(TPH3.F)	G2070848		1-	B	a3
D 1042	DIODE				1SV305(TPH3)	G2070942		1-	B	a4
D 1043	DIODE				1SV305(TPH3)	G2070942		1-	B	a4
D 1044	DIODE				1SV281(TPH3.F)	G2070620		1-	B	a1
D 1045	DIODE				1SV281(TPH3.F)	G2070620		1-	B	a1

RF Unit

Parts List

REF	DESCRIPTION	VALUE	V/W	TOL.	MFR'S DESIG	YAESU P/N	VERS.	LOT	SIDE	LAY ADR
D 1046	DIODE				1SV281(TPH3.F)	G2070620		1-	A	B1
D 1047	DIODE				1SV281(TPH3.F)	G2070620		1-	A	B1
D 1048	DIODE				1SV325(TPH3.F)	G2070848		1-	B	b2
D 1049	DIODE				1SV325(TPH3.F)	G2070848		1-	B	b2
D 1050	DIODE				1SV325(TPH3.F)	G2070848		1-	A	B2
D 1051	DIODE				1SV325(TPH3.F)	G2070848		1-	A	B2
D 1052	DIODE				DAN222M T2L	G2070936		1-	A	B1
D 1053	DIODE				1SS385FV(TPL3.Z)	G2071246		1-	A	B1
D 1054	DIODE				1SS385FV(TPL3.Z)	G2071246		1-	A	B1
D 1055	DIODE				1SS390	G2071226		1-	B	a3
D 1056	DIODE				1SS390	G2071226		1-	B	a3
D 1057	DIODE				1SS400G T2R	G2070934		1-	B	a1
D 1058	DIODE				1SS400G T2R	G2070934		1-	B	a1
D 1059	DIODE				1SS400G T2R	G2070934		1-	A	B2
D 1060	DIODE				1SS400G T2R	G2070934		1-	A	B2
D 1061	DIODE				1SS400G T2R	G2070934		1-	B	a2
D 1062	DIODE				1SS400G T2R	G2070934		1-	A	B1
D 1063	DIODE				1SS400G T2R	G2070934		1-	B	a3
D 1064	DIODE				1SS400G T2R	G2070934		1-	B	a3
D 1065	DIODE				DAN222M T2L	G2070936		1-	A	A2
D 1066	DIODE				DAN222M T2L	G2070936		1-	A	A2
D 1067	DIODE				DA221M T2L	G2070940		1-	B	a2
D 1068	DIODE				DA221M T2L	G2070940		1-	A	C2
D 1069	DIODE				1SV325(TPH3.F)	G2070848		1-	B	b3
D 1070	DIODE				1SV325(TPH3.F)	G2070848		1-	B	b4
D 1071	DIODE				1SV325(TPH3.F)	G2070848		1-	B	c3
D 1072	DIODE				1SV325(TPH3.F)	G2070848		1-	B	b4
D 1073	DIODE				1SS390	G2071226		1-	B	c3
D 1074	DIODE				1SV305(TPH3)	G2070942		1-	B	b4
D 1075	DIODE				1SV305(TPH3)	G2070942		1-	B	b4
D 1076	DIODE				1SS390	G2071226		1-	B	b4
D 1077	DIODE				1SS390	G2071226		1-	B	b4
D 1078	DIODE				RB751G-40T2R	G2071066		1-	B	c1
D 1079	DIODE				1SS390	G2071226		1-	B	b3
D 1080	DIODE				1SS390	G2071226		1-	B	b4
D 1081	DIODE				1SV325(TPH3.F)	G2070848		1-	B	b3
D 1082	DIODE				1SS390	G2071226		1-	B	b4
D 1083	DIODE				DA221M T2L	G2070940		1-	A	B4
D 1084	DIODE				DA221M T2L	G2070940		1-	A	B4
D 1085	DIODE				DA221M T2L	G2070940		1-	A	B4
D 1086	DIODE				DA221M T2L	G2070940		1-	A	B4
D 1087	DIODE				L5208F	G2071526		1-	A	A1
D 1088	DIODE				RB751G-40T2R	G2071066		1-	A	A1
D 1089	DIODE				L5208F	G2071526		1-	A	A1
D 1090	DIODE				1SV307(TPH3.F)	G2070638		1-	B	c1
D 1092	DIODE				1SV271(TPH3.F)	G2070476		1-	A	A1
D 1093	DIODE				1SV307(TPH3.F)	G2070638		1-	B	c1
D 1094	DIODE				DAN222M T2L	G2070936		1-	A	A3
D 1095	DIODE				1SS400G T2R	G2070934		1-	B	b3
D 1096	DIODE				1SS400G T2R	G2070934		1-	B	b3
D 1097	DIODE				1SS400G T2R	G2070934		1-	B	b3
D 1098	DIODE				1SS385(TE85L.F)	G2070880		1-	A	B3
D 1099	DIODE				1SS400G T2R	G2070934		1-	A	B2
D 1100	DIODE				RB751G-40T2R	G2071066		1-	B	b5
D 1101	DIODE				1SV271(TPH3.F)	G2070476		1-	A	A1
D 1102	DIODE				RB751G-40T2R	G2071066		1-	A	A1
D 1103	DIODE				1SS390	G2071226		1-	B	b1
D 1104	DIODE				HN2D01FU(TE85R.F)	G2070348		1-	A	B2
D 1105	SURGE ABSORBER				EZAEG2A50AX	Q9000868		1-	A	A1
D 1106	DIODE				RB551V-30 TE-17	G2070892		1-	A	C5
D 1106	DIODE				RB060MM-30TR	G2071566		7-	A	C5
D 1107	DIODE				CMS05 TE12L	G2071520		1-	B	a5
D 1108	DIODE				M1FM3-6063	G2071090		1-	A	A5
D 1109	DIODE				DZ2702400L	G2071544		1-	A	C5
D 1111	DIODE				RB751G-40T2R	G2071066		1-	A	C4
D 1112	DIODE				M1FM3-6063	G2071090		7-	B	a5
FB1001	CHIP COIL				BLM21PG300SN1D	L1690840		1-	B	a5
FB1002	CHIP COIL				BLM21PG300SN1D	L1690840		1-	A	B2
FB1003	FERRITE BEADS				BLM15AX300SN1D	L9190206		1-	A	A2
FB1004	CHIP COIL				BLM21PG300SN1D	L1690840		1-	B	a4
HS1001	HEATSINK PLATE				(H029)	RA1014100		1-	B	c2
J 1001	CONNECTOR				DC-340-001-00	P0091507		1-	A	A5
J 1002	CONNECTOR				AXK6S50537YG	P0091510		1-	A	C4

RF Unit Parts List

REF	DESCRIPTION	VALUE	V/W	TOL.	MFR'S DESIG	YAESU P/N	VERS.	LOT	SIDE	LAY ADR
J 1003	CONTACT				IPS-4099T-01Y900	S5000402		1-	A	B5
J 1004	CONTACT				IPS-4099T-01Y900	S5000402		1-	A	B5
J 1005	CONTACT				IPS-4099T-01Y900	S5000402		1-	B	a5
J 1006	CONTACT				IPS-4099T-01Y900	S5000402		1-	B	b5
L 1001	M.RFC	0.01uH		5%	C1005C-10NJ-RF	L1691347		1-	B	b1
L 1002	M.RFC	0.018uH		5%	C1005C-18NJ-RF	L1691363		1-	A	A1
L 1004	CHIP COIL	0.1uH		2%	LQW18ANR10G00D	L1690892		1-	B	b1
L 1005	M.RFC	0.0082uH		2%	LL1005-FHL8N2G	L1691796		1-	B	b1
L 1006	M.RFC				LL1005-FHL4N7C	L1691790		1-	B	b1
L 1008	M.RFC	0.0068uH		5%	C1608CB-6N8J-RF	L1691093		1-	A	A1
L 1009	M.RFC	0.022uH		2%	LL1005-FHL22NG	L1691808		1-	A	A1
L 1010	M.RFC	0.15uH		2%	C1608CB-R15G-RF	L1691101		1-	B	b1
L 1011	M.RFC	0.056uH		5%	C1005C-56NJ-RF	L1691557		1-	B	b1
L 1012	M.RFC	0.15uH		2%	C1608CB-R15G-RF	L1691101		1-	B	b2
L 1013	M.RFC	10uH			LK1608 100K-T	L1690689		1-	B	b1
L 1014	M.RFC	0.01uH		5%	C1005C-10NJ-RF	L1691347		1-	B	b1
L 1015	M.RFC			2%	LL1005-FHL6N8G	L1691794		1-	B	b1
L 1016	CHIP COIL	0.0068uH			LQW18AN6N8C00D	L1690879		1-	B	b1
L 1017	M.RFC	0.01uH		2%	C1608CB-10NG-RF	L1691032		1-	B	b1
L 1018	CHIP COIL	0.0068uH			LQW18AN6N8C00D	L1690879		1-	A	B1
L 1019	M.RFC	0.01uH		2%	C1608CB-10NG-RF	L1691032		1-	A	B1
L 1020	M.RFC	0.15uH		2%	C1608CB-R15G-RF	L1691101		1-	A	B1
L 1021	M.RFC	0.68uH			LK1608 R68K-T	L1690416		1-	A	A1
L 1022	M.RFC	0.33uH		2%	C1608CB-R33G-RF	L1691106		1-	A	B1
L 1023	M.RFC	0.0027uH		5%	C1005C-2N7J-RF	L1691338		1-	B	b1
L 1024	M.RFC	0.01uH		2%	C1608CB-10NG-RF	L1691032		1-	B	b1
L 1025	M.RFC	0.01uH		2%	C1608CB-10NG-RF	L1691032		1-	A	B1
L 1026	M.RFC	0.082uH		2%	C1608CB-82NG-RF	L1691044		1-	A	B2
L 1027	M.RFC	0.082uH		2%	C1608CB-82NG-RF	L1691044		1-	A	B1
L 1028	M.RFC	0.082uH		2%	C1608CB-82NG-RF	L1691044		1-	B	b2
L 1029	M.RFC	0.082uH		2%	C1608CB-82NG-RF	L1691044		1-	B	b2
L 1030	M.RFC	0.33uH		2%	C1608CB-R33G-RF	L1691106		1-	A	B1
L 1031	M.RFC	2.2uH		10%	LK1005 2R2K-T	L1691716		1-	B	a4
L 1032	M.RFC	1uH		10%	LK1005 1R0K-T	L1691715		1-	B	a4
L 1033	M.RFC	0.0027uH		5%	C1005C-2N7J-RF	L1691338		1-	B	b1
L 1034	M.RFC				LL1005-FHL4N7C	L1691790		1-	B	b1
L 1035	M.RFC	0.01uH		2%	C1608CB-10NG-RF	L1691032		1-	B	b1
L 1036	M.RFC	0.01uH		2%	C1608CB-10NG-RF	L1691032		1-	B	a1
L 1037	M.RFC	0.022uH		2%	LL1005-FHL22NG	L1691808		1-	B	a1
L 1038	M.RFC	0.01uH		2%	C1608CB-10NG-RF	L1691032		1-	A	B1
L 1039	M.RFC	0.01uH		2%	C1608CB-10NG-RF	L1691032		1-	A	B1
L 1040	M.RFC	0.022uH		2%	LL1005-FHL22NG	L1691808		1-	A	B1
L 1041	M.RFC	0.082uH		2%	C1608CB-82NG-RF	L1691044		1-	A	B1
L 1042	M.RFC	0.082uH		2%	C1608CB-82NG-RF	L1691044		1-	B	b2
L 1043	M.RFC	0.015uH		2%	LL1005-FHL15NG	L1691807		1-	A	B3
L 1044	CHIP COIL	0.022uH		2%	LQW18AN22NG00D	L1690884		1-	B	a3
L 1045	M.RFC	0.012uH		2%	C1608CB-12NG-RF	L1691033		1-	B	b3
L 1046	M.RFC	1uH		10%	LK1005 1R0K-T	L1691715		1-	B	b3
L 1047	CHIP COIL	0.0068uH			LQW18AN6N8C00D	L1690879		1-	B	a3
L 1048	CHIP COIL	0.0056uH			LQW18AN5N6C00D	L1691450		1-	B	a4
L 1049	M.RFC	1uH		10%	LK1005 1R0K-T	L1691715		1-	B	a3
L 1052	M.RFC	0.015uH		2%	LL1005-FHL15NG	L1691807		1-	B	a3
L 1053	M.RFC	0.047uH			HK1005 47NJ-T	L1691385		1-	B	a3
L 1054	M.RFC	0.0082uH		2%	LL1005-FHL8N2G	L1691796		1-	B	a3
L 1055	M.RFC	0.01uH		2%	LL1005-FHL10NG	L1691797		1-	A	A2
L 1056	M.RFC			2%	LL1005-FHL39NG	L1691780		1-	A	A2
L 1057	M.RFC	1uH		10%	LK1005 1R0K-T	L1691715		1-	A	A4
L 1058	M.RFC	0.47uH		10%	LK1005 R47K-T	L1691714		1-	A	A4
L 1059	M.RFC	0.39uH			LK1608 R39K-T	L1690413		1-	B	a2
L 1060	M.RFC	0.39uH		2%	C1608CB-R39G-RF	L1691107		1-	A	C2
L 1061	M.RFC			2%	LL1005-FHL39NG	L1691780		1-	B	b2
L 1062	M.RFC	0.015uH		2%	LL1005-FHL15NG	L1691807		1-	B	c2
L 1063	M.RFC	1uH		10%	LK1005 1R0K-T	L1691715		1-	A	A4
L 1064	M.RFC	0.47uH		10%	LK1005 R47K-T	L1691714		1-	A	A4
L 1065	M.RFC	33uH			LK1608 330M-T	L1690690		1-	A	A3
L 1066	M.RFC	0.33uH		2%	C1608CB-R33G-RF	L1691106		1-	B	a2
L 1067	M.RFC	0.33uH		2%	C1608CB-R33G-RF	L1691106		1-	A	C2
L 1068	COIL	0.0411uH			F2309C	L0023028		1-	A	A2
L 1069	CHIP COIL	0.022uH		2%	LQW18AN22NG00D	L1690884		1-	A	A2
L 1070	M.RFC	0.015uH		2%	LL1005-FHL15NG	L1691807		1-	A	A3
L 1071	COIL				E2 0.3-0.9-3T-R	L0022389		1-	A	A2
L 1072	CHIP COIL	0.022uH		2%	LQW18AN22NG00D	L1690884		1-	A	A2
L 1073	M.RFC	4.7uH			LK1608 4R7K-T	L1690688		1-	B	b3

RF Unit Parts List

REF	DESCRIPTION	VALUE	V/W	TOL.	MFR'S DESIG	YAESU P/N	VERS.	LOT	SIDE	LAY ADR
L 1074	M.RFC	2.2uH		10%	LK1005 2R2K-T	L1691716		1-	B	b4
L 1075	M.RFC	1uH		10%	LK1005 1R0K-T	L1691715		1-	B	b4
L 1076	COIL				E2 0.25-1.85-8.5T-L	L0022576		1-	A	A2
L 1077	COIL				E2 0.28-1.0-4.5T-R	L0022395		1-	B	c2
L 1078	M.RFC	0.082uH		2%	C1608CB-82NG-RF	L1691044		1-	B	b3
L 1079	M.RFC	0.18uH		2%	C1608CB-R18G-RF	L1691102		1-	B	b3
L 1080	CHIP COIL	0.022uH		2%	LQW18AN22NG00D	L1690884		1-	B	b4
L 1081	M.RFC	0.012uH		2%	C1608CB-12NG-RF	L1691033		1-	B	b4
L 1082	CHIP COIL	0.0056uH			LQW18AN5N6C00D	L1691450		1-	B	b4
L 1083	CHIP COIL	0.0056uH			LQW18AN5N6C00D	L1691450		1-	B	b4
L 1084	COIL	0.0054uH			ASs050321-5R3NJ	L0022581		1-	A	A2
L 1085	COIL	0.0399uH			F2308C	L0023027		1-	B	c2
L 1086	M.RFC	4.7uH			LK1608 4R7K-T	L1690688		1-	A	A2
L 1087	M.RFC	1uH		10%	LK1005 1R0K-T	L1691715		1-	B	b3
L 1088	M.RFC	1uH		10%	LK1005 1R0K-T	L1691715		1-	B	b3
L 1089	M.RFC	1uH		10%	LK1005 1R0K-T	L1691715		1-	B	b3
L 1090	COIL	0.022uH			F2305C	L0023024		1-	A	A1
L 1091	M.RFC	0.015uH		2%	C1608CB-15NG-RF	L1691034		1-	A	A1
L 1092	M.RFC	0.47uH		10%	LK1005 R47K-T	L1691714		1-	A	A2
L 1093	M.RFC	4.7uH			LK1608 4R7K-T	L1690688		1-	B	b2
L 1094	COIL	0.0411uH			F2309C	L0023028		1-	B	c1
L 1095	M.RFC	0.47uH		10%	LK1005 R47K-T	L1691714		1-	B	b3
L 1096	M.RFC	0.047uH			HK1005 47NJ-T	L1691385		1-	B	b3
L 1097	M.RFC	0.0082uH		2%	LL1005-FHL8N2G	L1691796		1-	B	b3
L 1098	M.RFC	82uH			7E03NA-820M-GB	L1691814		1-	B	b5
L 1098	M.RFC	150uH			7E03NA-151M-GB	L1691817		12-	B	b5
L 1099	COIL	0.022uH			F2305C	L0023024		1-	A	A1
L 1100	COIL	0.0167uH			F2304C	L0023023		1-	A	A1
L 1101	COIL	0.0411uH			F2309C	L0023028		1-	B	c1
L 1102	COIL	0.0336uH			F2307C	L0023026		1-	B	c1
L 1103	M.RFC	0.47uH		10%	LK1005 R47K-T	L1691714		1-	A	A1
L 1104	CHIP COIL	0.047uH		2%	LQW18AN47NG00D	L1690888		1-	B	c1
L 1109	COIL	0.0167uH			F2304C	L0023023		1-	A	A1
L 1110	COIL	0.022uH			F2305C	L0023024		1-	A	A1
L 1111	COIL	0.0399uH			F2308C	L0023027		1-	A	A1
L 1112	M.RFC	0.12uH		2%	C1608CB-R12G-RF	L1691100		1-	B	b1
L 1113	COIL	0.0411uH			F2309C	L0023028		1-	B	c1
L 1114	M.RFC	0.01uH		2%	LL1005-FHL10NG	L1691797		1-	B	b3
L 1115	M.RFC	0.12uH		2%	C1608CB-R12G-RF	L1691100		1-	B	c1
L 1116	M.RFC	0.12uH		2%	C1608CB-R12G-RF	L1691100		1-	B	c1
L 1117	M.RFC	10uH			LK1608 100K-T	L1690689		1-	B	b1
L 1118	M.RFC	3.3uH		20%	SRP4020TA-3R3M	L1691830		1-	B	b5
L 1119	M.RFC	3.3uH		20%	LQH2HPN3R3MG0L	L1691866		1-	B	b5
L 1120	M.RFC	2.2uH		20%	LQH2HPN2R2MG0L	L1691811		1-	B	a5
L 1121	M.RFC				LBM2016T221J	L1691858		1-	B	a1
L 1122	M.RFC	3.3uH		20%	SRP4020TA-3R3M	L1691830		1-	A	A5
L 1124	CHIP COIL	2.2uH		20%	LQM18PN2R2MGHD	L1691860		1-	B	b5
P 1001	SPRING CONECTOR				MS0038-40	S5000228		1-	B	b2
P 1002	SPRING CONECTOR				MS0038-40	S5000228		1-	B	b2
P 1003	SPRING CONECTOR				MS0038-40	S5000228		1-	B	b2
Q 1001	TRANSISTOR				DTC143ZM	G3070400		1-	A	B5
Q 1002	TRANSISTOR				MT4S300T	G3070482		1-	A	A1
Q 1003	TRANSISTOR				2SC5646A(TAPE)	G3356468		1-	A	A1
Q 1004	TRANSISTOR				2SC5646A(TAPE)	G3356468		1-	B	b2
Q 1005	TRANSISTOR				2SC5646A(TAPE)	G3356468		1-	A	A1
Q 1006	TRANSISTOR				2SC5488A-TL	G3354888A		1-	B	b1
Q 1007	TRANSISTOR				2SC5488A-TL	G3354888A		1-	B	b1
Q 1008	TRANSISTOR				EMB3 T2R	G3070303		1-	A	B3
Q 1009	TRANSISTOR				EMB3 T2R	G3070303		1-	A	B3
Q 1010	TRANSISTOR				DTC144EM T2L	G3070309		1-	A	B3
Q 1011	TRANSISTOR				2SD2211 T100 QR	G3422117Q		1-	A	C5
Q 1012	TRANSISTOR				DTC143ZM	G3070400		1-	A	C5
Q 1013	TRANSISTOR				DTC144EM T2L	G3070309		1-	A	B3
Q 1014	FET				SSM6J402TU	G3070468		1-	A	B2
Q 1015	TRANSISTOR				DTC144EM T2L	G3070309		1-	A	B2
Q 1016	TRANSISTOR				2SC5488A-TL	G3354888A		1-	B	b1
Q 1017	TRANSISTOR				2SC5488A-TL	G3354888A		1-	B	b1
Q 1018	TRANSISTOR				2SC4915-O(TE85L.F)	G33491580		1-	B	b1
Q 1019	TRANSISTOR				2SC4915-O(TE85L.F)	G33491580		1-	A	B1
Q 1020	IC				SI4730-D60-GMR	G1095486		1-	A	C1
Q 1021	TRANSISTOR				EMD2 T2R	G3070312		1-	A	B3
Q 1022	TRANSISTOR				DTA114TE TL	G3070264		1-	A	B3
Q 1023	TRANSISTOR				DTC144EM T2L	G3070309		1-	A	B3

RF Unit

Parts List

REF	DESCRIPTION	VALUE	V/W	TOL.	MFR'S DESIG	YAESU P/N	VERS.	LOT	SIDE	LAY ADR
Q 1024	TRANSISTOR				2SC5646A(TAPE)	G3356468		1-	B	b1
Q 1025	TRANSISTOR				2SC5646A(TAPE)	G3356468		1-	A	B1
Q 1026	IC				MB15A01PFV1-G-BND-EFE1	G1092545		1-	A	B4
Q 1027	TRANSISTOR				DTC143ZM	G3070400		1-	B	b4
Q 1028	TRANSISTOR				DTC143ZM	G3070400		1-	B	a3
Q 1029	TRANSISTOR				2SC5488A-TL	G3354888A		1-	B	b1
Q 1030	TRANSISTOR				2SC5646A(TAPE)	G3356468		1-	B	a1
Q 1031	TRANSISTOR				2SC5646A(TAPE)	G3356468		1-	A	B1
Q 1032	TRANSISTOR				2SC5646A(TAPE)	G3356468		1-	A	B2
Q 1033	TRANSISTOR				2SC5646A(TAPE)	G3356468		1-	B	a2
Q 1034	TRANSISTOR				2SC5646A(TAPE)	G3356468		1-	A	B1
Q 1035	IC				NJU7007F3-TE1	G1093617		1-	A	B2
Q 1036	TRANSISTOR				2SC5488A-TL	G3354888A		1-	B	a3
Q 1037	TRANSISTOR				MT4S300T	G3070482		1-	B	a3
Q 1038	IC				NJU7007F3-TE1	G1093617		1-	A	B2
Q 1039	TRANSISTOR				2SC5374-TL	G3353748		1-	B	a2
Q 1040	TRANSISTOR				2SC5374-TL	G3353748		1-	B	a3
Q 1041	TRANSISTOR				MT4S300T	G3070482		1-	B	a3
Q 1042	TRANSISTOR				2SC5226A-5-TL-E	G3070417		1-	B	c3
Q 1043	TRANSISTOR				2SC4915-O(TE85L.F)	G3349158O		1-	A	A4
Q 1044	TRANSISTOR				DTC144EM T2L	G3070309		1-	A	C3
Q 1045	IC				R2A20178NP	G1094776		1-	A	C3
Q 1046	TRANSISTOR				DTC144EM T2L	G3070309		1-	A	C2
Q 1047	TRANSISTOR				DTC144EM T2L	G3070309		1-	A	C2
Q 1049	IC				LM2904PWR	G1094010		1-	B	c3
Q 1050	TRANSISTOR				DTA114TE TL	G3070264		1-	A	A3
Q 1051	TRANSISTOR				EMD2 T2R	G3070312		1-	A	A3
Q 1052	TRANSISTOR				2SC4915-O(TE85L.F)	G3349158O		1-	A	A4
Q 1053	TRANSISTOR				2SC4915-O(TE85L.F)	G3349158O		1-	B	a2
Q 1054	TRANSISTOR				2SC4915-O(TE85L.F)	G3349158O		1-	A	C2
Q 1055	FET				2SK3475(T2LVX.F)	G3070318		1-	B	c2
Q 1056	TRANSISTOR				DTC144EM T2L	G3070309		1-	A	A3
Q 1057	IC				MB15A01PFV1-G-BND-EFE1	G1092545		1-	A	A3
Q 1058	TRANSISTOR				2SC4915-O(TE85L.F)	G3349158O		1-	A	A3
Q 1059	FET				2SK3541 T2L	G3835417		1-	B	c4
Q 1060	FET				2SK3541 T2L	G3835417		1-	A	B5
Q 1062	FET				2SK3541 T2L	G3835417		1-	A	A3
Q 1063	IC				NJM2552V-TE1	G1094382		1-	A	A4
Q 1064	IC				NJM2552V-TE1	G1094382		1-	A	B4
Q 1066	TRANSISTOR				2SC5658 T2L Q/R	G3356588		1-	A	A4
Q 1067	FET				SSM3J16FS(TE85L.F)	G3070429		1-	A	B4
Q 1068	TRANSISTOR				2SC5658 T2L Q/R	G3356588		1-	A	B4
Q 1069	FET				SSM3J16FS(TE85L.F)	G3070429		1-	A	B4
Q 1070	FET				RFM07U7X	G3070496		1-	A	A2
Q 1071	TRANSISTOR				DTC143ZM	G3070400		1-	B	c3
Q 1072	TRANSISTOR				DTC143ZM	G3070400		1-	B	c4
Q 1073	TRANSISTOR				DTC143ZM	G3070400		1-	B	b4
Q 1074	FET				SSM3J16FS(TE85L.F)	G3070429		1	A	B3
Q 1074	FET				2SJ364-P(TX)	G3703648P		2-	A	B3
Q 1074	FET				2SJ145-T111-1D	G3701458		7-	A	B3
Q 1075	FET				SSM3J16FS(TE85L.F)	G3070429		1-	A	B3
Q 1076	IC				TS3A24159DGSRG4	G1094892		1-	A	B4
Q 1077	TRANSISTOR				2SC5488A-TL	G3354888A		1-	B	b3
Q 1078	TRANSISTOR				2SC5488A-TL	G3354888A		1-	B	b3
Q 1079	TRANSISTOR				MT4S300T	G3070482		1-	B	b3
Q 1080	TRANSISTOR				MT4S300T	G3070482		1-	B	b3
Q 1081	FET				RTM002P02(TAPE)	G3070347		1-	A	B2
Q 1082	TRANSISTOR				2SC5374-TL	G3353748		1-	B	b3
Q 1083	FET				RTM002P02(TAPE)	G3070347		1-	A	B3
Q 1084	TRANSISTOR				2SC5658 T2L Q/R	G3356588		1-	A	B2
Q 1085	FET				RTM002P02(TAPE)	G3070347		1-	A	B3
Q 1086	TRANSISTOR				DTC144EM T2L	G3070309		1-	A	B2
Q 1087	TRANSISTOR				EMB3 T2R	G3070303		1-	A	B2
Q 1088	TRANSISTOR				EMB3 T2R	G3070303		1-	A	B3
Q 1089	TRANSISTOR				2SC5658 T2L Q/R	G3356588		1-	B	a3
Q 1090	TRANSISTOR				2SC5658 T2L Q/R	G3356588		1-	A	B3
Q 1091	IC				XC6371A650DR	G1094584		1-	B	b5
Q 1092	FET				RSE002P03TL	G3070472		1-	A	A5
Q 1093	FET				2SK3541 T2L	G3835417		1-	A	B5
Q 1094	TRANSISTOR				DTC144EM T2L	G3070309		1-	A	A2
Q 1095	TRANSISTOR				2SC5374-TL	G3353748		1-	B	b3
Q 1096	FET				RTM002P02(TAPE)	G3070347		1-	A	B3
Q 1097	TRANSISTOR				EMB3 T2R	G3070303		1-	A	B3

RF Unit Parts List

REF	DESCRIPTION	VALUE	V/W	TOL.	MFR'S DESIG	YAESU P/N	VERS.	LOT	SIDE	LAY ADR
Q 1098	TRANSISTOR				2SA2029 T2L Q/R	G3120298		1-	A	A2
Q 1099	TRANSISTOR				EMB3 T2R	G3070303		1-	A	B2
Q 1100	TRANSISTOR				DTC144EM T2L	G3070309		1-	A	B3
Q 1101	TRANSISTOR				EMG2 T2R	G3070304		1-	A	B3
Q 1102	TRANSISTOR				DTC144EM T2L	G3070309		1-	A	B2
Q 1103	TRANSISTOR				2SC5658 T2L Q/R	G3356588		1-	B	a3
Q 1104	TRANSISTOR				2SC5658 T2L Q/R	G3356588		1-	A	B3
Q 1105	TRANSISTOR				2SC5374-TL	G3353748		1-	B	b3
Q 1106	TRANSISTOR				CPH6102-TL	G3070223		1-	A	A3
Q 1107	TRANSISTOR				UMW1 TR	G3070078		1-	A	A3
Q 1108	TRANSISTOR				EMB3 T2R	G3070303		1-	A	B3
Q 1109	TRANSISTOR				2SA2029 T2L Q/R	G3120298		1-	A	A2
Q 1110	TRANSISTOR				EMG2 T2R	G3070304		1-	A	A3
Q 1111	IC				NJU3713AV(TE1)	G1094850		1-	A	B3
Q 1112	IC				NJU3713AV(TE1)	G1094850		1-	A	B3
Q 1113	FET				RRL035P03TR	G3070490		1-	A	A2
Q 1114	IC				NJW4154GM1-A	G1095092		1-	B	a5
Q 1115	IC				TPS62170DSGR	G1095094		1-	B	a5
Q 1116	IC				TPS62172DSGR	G1095062		1-	B	b5
R 1001	CHIP RES.	5.6	1/16W	5%	RMC1/16S 5R6JTH	J24189067		1-	B	b1
R 1002	CHIP RES.	33	1/16W	5%	RMC1/16S 330JTH	J24189007		1-	A	C5
R 1003	CHIP RES.	33	1/16W	5%	RMC1/16S 330JTH	J24189007		1-	A	C5
R 1004	CHIP RES.	33	1/16W	5%	RMC1/16S 330JTH	J24189007		1-	A	C5
R 1005	CHIP RES.	33	1/16W	5%	RMC1/16S 330JTH	J24189007		1-	A	C5
R 1006	CHIP RES.	39	1/16W	5%	RMC1/16S 390JTH	J24189008		1-	A	C5
R 1007	CHIP RES.	39	1/16W	5%	RMC1/16S 390JTH	J24189008		1-	A	B5
R 1008	CHIP RES.	39	1/16W	5%	RMC1/16S 390JTH	J24189008		1-	A	C5
R 1009	CHIP RES.	39	1/16W	5%	RMC1/16S 390JTH	J24189008		1-	A	C5
R 1010	CHIP RES.	22k	1/16W	5%	RMC1/16S 223JTH	J24189041		1-	A	A1
R 1011	CHIP RES.	22	1/16W	5%	RMC1/16S 220JTH	J24189005		1-	A	B1
R 1012	CHIP RES.	22	1/16W	5%	RMC1/16S 220JTH	J24189005		1-	B	b1
R 1013	CHIP RES.	22	1/16W	5%	RMC1/16S 220JTH	J24189005		1-	A	A1
R 1014	CHIP RES.	56k	1/16W	5%	RMC1/16S 563JTH	J24189046		1-	A	A2
R 1015	CHIP RES.	56k	1/16W	5%	RMC1/16S 563JTH	J24189046		1-	B	b2
R 1016	CHIP RES.	56	1/16W	5%	RMC1/16S 560JTH	J24189010		1-	B	b2
R 1017	CHIP RES.	56k	1/16W	5%	RMC1/16S 563JTH	J24189046		1-	A	A1
R 1018	CHIP RES.	220	1/16W	5%	RMC1/16S 221JTH	J24189017		1-	B	b1
R 1019	CHIP RES.	47k	1/16W	5%	RMC1/16S 473JTH	J24189045		1-	B	b1
R 1020	CHIP RES.	10k	1/16W	5%	RMC1/16S 103JTH	J24189037		1-	B	b1
R 1021	CHIP RES.	220	1/16W	5%	RMC1/16S 221JTH	J24189017		1-	B	b1
R 1022	CHIP RES.	220	1/16W	5%	RMC1/16S 221JTH	J24189017		1	B	b1
R 1022	CHIP RES.	390	1/16W	5%	RMC1/16S 391JTH	J24189020	W/ CE LABEL	2-	B	b1
R 1022	CHIP RES.	270	1/16W	5%	RMC1/16S 271JTH	J24189018	W/ CE LABEL	7-	B	b1
R 1022	CHIP RES.	220	1/16W	5%	RMC1/16S 221JTH	J24189017	W/O CE LABEL	2-	B	b1
R 1022	CHIP RES.	150	1/16W	5%	RMC1/16S 151JTH	J24189015	W/O CE LABEL	7-	B	b1
R 1023	CHIP RES.	47k	1/16W	5%	RMC1/16S 473JTH	J24189045		1-	B	b1
R 1024	CHIP RES.	10k	1/16W	5%	RMC1/16S 103JTH	J24189037		1-	B	b1
R 1025	CHIP RES.	5.6k	1/16W	5%	RMC1/16S 562JTH	J24189034		1-	A	C5
R 1026	CHIP RES.	6.8k	1/16W	5%	RMC1/16S 682JTH	J24189035		1-	A	C5
R 1027	CHIP RES.	100k	1/16W	5%	RMC1/16S 104JTH	J24189049		1-	A	B5
R 1028	CHIP RES.	1k	1/16W	5%	RMC1/16S 102JTH	J24189025		1-	A	B2
R 1029	CHIP RES.	100k	1/16W	5%	RMC1/16S 104JTH	J24189049		1-	A	B2
R 1030	CHIP RES.	47k	1/16W	5%	RMC1/16S 473JTH	J24189045		1-	B	b1
R 1032	CHIP RES.	47	1/16W	5%	RMC1/16S 470JTH	J24189009		1-	B	b1
R 1033	CHIP RES.	47k	1/16W	5%	RMC1/16S 473JTH	J24189045		1-	B	b1
R 1034	CHIP RES.	1k	1/16W	5%	RMC1/16S 102JTH	J24189025		1-	B	b1
R 1035	CHIP RES.	47k	1/16W	5%	RMC1/16S 473JTH	J24189045		1-	B	b1
R 1036	CHIP RES.	10k	1/16W	5%	RMC1/16S 103JTH	J24189037		1-	B	b1
R 1037	CHIP RES.	2.2k	1/16W	5%	RMC1/16S 222JTH	J24189029		1-	B	b1
R 1038	CHIP RES.	100k	1/16W	5%	RMC1/16S 104JTH	J24189049		1-	B	b1
R 1039	CHIP RES.	1k	1/16W	5%	RMC1/16S 102JTH	J24189025		1-	A	B1
R 1040	CHIP RES.	47k	1/16W	5%	RMC1/16S 473JTH	J24189045		1-	A	B1
R 1041	CHIP RES.	10k	1/16W	5%	RMC1/16S 103JTH	J24189037		1-	A	B1
R 1042	CHIP RES.	1k	1/16W	5%	RMC1/16S 102JTH	J24189025		1-	A	B1
R 1043	CHIP RES.	100k	1/16W	5%	RMC1/16S 104JTH	J24189049		1-	A	B1
R 1044	CHIP RES.	56	1/16W	5%	RMC1/16S 560JTH	J24189010		1-	A	B2
R 1045	CHIP RES.	2.2k	1/16W	5%	RMC1/16S 222JTH	J24189029		1-	A	B1
R 1046	CHIP RES.	10k	1/16W	5%	RMC1/16S 103JTH	J24189037		1-	A	B1
R 1047	CHIP RES.	100k	1/16W	5%	RMC1/16S 104JTH	J24189049		1-	A	B1
R 1048	CHIP RES.	2.2k	1/16W	5%	RMC1/16S 222JTH	J24189029		1-	B	b2
R 1049	CHIP RES.	220	1/16W	5%	RMC1/16S 221JTH	J24189017		1-	A	B1
R 1050	CHIP RES.	10k	1/16W	5%	RMC1/16S 103JTH	J24189037		1-	B	b2
R 1051	CHIP RES.	100k	1/16W	5%	RMC1/16S 104JTH	J24189049		1-	B	b2

RF Unit Parts List

REF	DESCRIPTION	VALUE	V/W	TOL.	MFR'S DESIG	YAESU P/N	VERS.	LOT	SIDE	LAY ADR
R 1052	CHIP RES.	10k	1/16W	5%	RMC1/16S 103JTH	J24189037		1-	A	B1
R 1053	CHIP RES.	220	1/16W	5%	RMC1/16S 221JTH	J24189017		1-	A	B1
R 1054	CHIP RES.	680	1/16W	5%	RMC1/16S 681JTH	J24189023		1-	A	A1
R 1055	CHIP RES.	10k	1/16W	5%	RMC1/16S 103JTH	J24189037		1-	A	B1
R 1056	CHIP RES.	220	1/16W	5%	RMC1/16S 221JTH	J24189017		1-	A	C1
R 1057	CHIP RES.	220	1/16W	5%	RMC1/16S 221JTH	J24189017		1-	A	C1
R 1058	CHIP RES.	220	1/16W	5%	RMC1/16S 221JTH	J24189017		1-	A	C1
R 1059	CHIP RES.	3.9k	1/16W	5%	RMC1/16S 392JTH	J24189032		1-	A	C2
R 1060	CHIP RES.	3.9k	1/16W	5%	RMC1/16S 392JTH	J24189032		1-	A	C2
R 1061	CHIP RES.	33k	1/16W	5%	RMC1/16S 333JTH	J24189043		1-	A	B3
R 1062	CHIP RES.	1.5k	1/16W	5%	RMC1/16S 152JTH	J24189027		1-	A	B4
R 1063	CHIP RES.	1.8k	1/16W	5%	RMC1/16S 182JTH	J24189028		1-	A	B4
R 1064	CHIP RES.	680	1/16W	5%	RMC1/16S 681JTH	J24189023		1-	A	B4
R 1065	CHIP RES.	2.2k	1/16W	5%	RMC1/16S 222JTH	J24189029		1-	A	B4
R 1066	CHIP RES.	1.2k	1/16W	5%	RMC1/16S 122JTH	J24189026		1-	A	B4
R 1067	CHIP RES.	100k	1/16W	5%	RMC1/16S 104JTH	J24189049		1-	A	A4
R 1068	CHIP RES.	100	1/16W	5%	RMC1/16S 101JTH	J24189013		1-	B	b1
R 1069	CHIP RES.	100k	1/16W	5%	RMC1/16S 104JTH	J24189049		1-	B	b1
R 1070	CHIP RES.	100k	1/16W	5%	RMC1/16S 104JTH	J24189049		1-	B	b1
R 1071	CHIP RES.	100k	1/16W	5%	RMC1/16S 104JTH	J24189049		1-	B	b1
R 1072	CHIP RES.	56k	1/16W	5%	RMC1/16S 563JTH	J24189046		1-	B	b1
R 1073	CHIP RES.	100	1/16W	5%	RMC1/16S 101JTH	J24189013		1-	B	b1
R 1074	CHIP RES.	100k	1/16W	5%	RMC1/16S 104JTH	J24189049		1-	A	B1
R 1075	CHIP RES.	56k	1/16W	5%	RMC1/16S 563JTH	J24189046		1-	A	B1
R 1076	CHIP RES.	100	1/16W	5%	RMC1/16S 101JTH	J24189013		1-	A	B1
R 1077	CHIP RES.	100k	1/16W	5%	RMC1/16S 104JTH	J24189049		1-	A	B1
R 1078	CHIP RES.	100k	1/16W	5%	RMC1/16S 104JTH	J24189049		1-	A	B2
R 1079	CHIP RES.	100k	1/16W	5%	RMC1/16S 104JTH	J24189049		1-	A	B1
R 1080	CHIP RES.	100k	1/16W	5%	RMC1/16S 104JTH	J24189049		1-	B	b2
R 1081	CHIP RES.	100k	1/16W	5%	RMC1/16S 104JTH	J24189049		1-	B	b2
R 1082	CHIP RES.	2.2k	1/16W	5%	RMC1/16S 222JTH	J24189029		1-	A	B1
R 1083	CHIP RES.	100k	1/16W	5%	RMC1/16S 104JTH	J24189049		1-	B	b2
R 1084	CHIP RES.	100k	1/16W	5%	RMC1/16S 104JTH	J24189049		1-	A	B1
R 1085	CHIP RES.	100k	1/16W	5%	RMC1/16S 104JTH	J24189049		1-	A	B1
R 1086	CHIP RES.	2.2k	1/16W	5%	RMC1/16S 222JTH	J24189029		1-	A	B1
R 1087	CHIP RES.	10k	1/16W	5%	RMC1/16S 103JTH	J24189037		1-	A	B4
R 1088	CHIP RES.	10k	1/16W	5%	RMC1/16S 103JTH	J24189037		1-	A	B4
R 1089	CHIP RES.	10k	1/16W	5%	RMC1/16S 103JTH	J24189037		1-	A	B4
R 1090	CHIP RES.	3.3k	1/16W	5%	RMC1/16S 332JTH	J24189031		1-	A	B4
R 1091	CHIP RES.	680	1/16W	5%	RMC1/16S 681JTH	J24189023		1-	A	B4
R 1092	CHIP RES.	100k	1/16W	5%	RMC1/16S 104JTH	J24189049		1-	B	b1
R 1093	CHIP RES.	220	1/16W	5%	RMC1/16S 221JTH	J24189017		1-	B	b1
R 1094	CHIP RES.	560	1/16W	5%	RMC1/16S 561JTH	J24189022		1-	B	b1
R 1095	CHIP RES.	100k	1/16W	5%	RMC1/16S 104JTH	J24189049		1-	B	a1
R 1096	CHIP RES.	100k	1/16W	5%	RMC1/16S 104JTH	J24189049		1-	B	a1
R 1097	CHIP RES.	150k	1/16W	5%	RMC1/16S 154JTH	J24189051		1	B	a1
R 1097	CHIP RES.	330k	1/16W	5%	RMC1/16S 334JTH	J24189055	W/ CE LABEL	2-	B	a1
R 1097	CHIP RES.	150k	1/16W	5%	RMC1/16S 154JTH	J24189051	W/O CE LABEL	2-	B	a1
R 1098	CHIP RES.	68	1/16W	5%	RMC1/16S 680JTH	J24189011		1-	B	a1
R 1099	CHIP RES.	100k	1/16W	5%	RMC1/16S 104JTH	J24189049		1-	A	B1
R 1100	CHIP RES.	100k	1/16W	5%	RMC1/16S 104JTH	J24189049		1-	A	B1
R 1101	CHIP RES.	100k	1/16W	5%	RMC1/16S 104JTH	J24189049		1-	A	B1
R 1102	CHIP RES.	100	1/16W	5%	RMC1/16S 101JTH	J24189013		1-	A	B1
R 1103	CHIP RES.	100k	1/16W	5%	RMC1/16S 104JTH	J24189049		1-	A	B2
R 1104	CHIP RES.	47	1/16W	5%	RMC1/16S 470JTH	J24189009		1	A	B2
R 1104	CHIP RES.	33	1/16W	5%	RMC1/16S 330JTH	J24189007	W/ CE LABEL	2-	A	B2
R 1104	CHIP RES.	47	1/16W	5%	RMC1/16S 470JTH	J24189009	W/O CE LABEL	2-	A	B2
R 1105	CHIP RES.	56k	1/16W	5%	RMC1/16S 563JTH	J24189046		1-	B	a2
R 1106	CHIP RES.	47k	1/16W	5%	RMC1/16S 473JTH	J24189045		1-	A	B2
R 1107	CHIP RES.	100k	1/16W	5%	RMC1/16S 104JTH	J24189049		1-	B	b2
R 1108	CHIP RES.	150	1/16W	5%	RMC1/16S 151JTH	J24189015		1	B	a2
R 1108	CHIP RES.	220	1/16W	5%	RMC1/16S 221JTH	J24189017	W/ CE LABEL	2-	B	a2
R 1108	CHIP RES.	150	1/16W	5%	RMC1/16S 151JTH	J24189015	W/O CE LABEL	2-	B	a2
R 1109	CHIP RES.	270k	1/16W	5%	RMC1/16S 274JTH	J24189054		1-	A	B1
R 1110	CHIP RES.	220	1/16W	5%	RMC1/16S 221JTH	J24189017		1-	B	a2
R 1111	CHIP RES.	1k	1/16W	5%	RMC1/16S 102JTH	J24189025		1-	A	B1
R 1112	CHIP RES.	330	1/16W	5%	RMC1/16S 331JTH	J24189019		1-	A	B1
R 1113	CHIP RES.	330	1/16W	5%	RMC1/16S 331JTH	J24189019		1-	A	B1
R 1114	CHIP RES.	10k	1/16W	5%	RMC1/16S 103JTH	J24189037		1-	A	B2
R 1115	CHIP RES.	2.2M	1/16W	5%	RMC1/16S 225JTH	J24189065		1-	A	B2
R 1116	CHIP RES.	2.2M	1/16W	5%	RMC1/16S 225JTH	J24189065		1-	A	B2
R 1117	CHIP RES.	390k	1/16W	0.5%	MCR01MZPD3903	J24189331		1-	A	B2
R 1118	CHIP RES.	680k	1/16W	5%	RMC1/16S 684JTH	J24189059		1-	A	B3

RF Unit Parts List

REF	DESCRIPTION	VALUE	V/W	TOL.	MFR'S DESIG	YAESU P/N	VERS.	LOT	SIDE	LAY ADR
R 1119	CHIP RES.	18k	1/16W	5%	RMC1/16S 183JTH	J24189040		1-	B	a3
R 1120	CHIP RES.	470	1/16W	0.5%	RR0510P-471-D	J24189111		1-	B	a4
R 1121	CHIP RES.	10k	1/16W	0.5%	RR0510P-103-D	J24189143		1-	B	b3
R 1122	CHIP RES.	3.3k	1/16W	0.5%	RR0510P-332-D	J24189131		1-	B	a3
R 1123	CHIP RES.	150	1/16W	0.5%	RR0510P-151-D	J24189099		1-	B	b3
R 1124	CHIP RES.	100	1/16W	0.5%	RR0510P-101-D	J24189095		1-	B	a3
R 1125	CHIP RES.	470	1/16W	0.5%	RR0510P-471-D	J24189111		1-	B	a3
R 1126	CHIP RES.	10k	1/16W	0.5%	RR0510P-103-D	J24189143		1-	B	a3
R 1127	CHIP RES.	2.2k	1/16W	0.5%	RR0510P-222-D	J24189127		1-	B	a3
R 1128	CHIP RES.	33	1/16W	0.5%	RR0510R-330-D	J24189083		1-	B	a3
R 1129	CHIP RES.	82	1/16W	0.5%	RR0510R-820-D	J24189093		1-	B	a3
R 1130	CHIP RES.	220	1/16W	5%	RMC1/16S 221JTH	J24189017		1-	B	a1
R 1131	CHIP RES.	220	1/16W	5%	RMC1/16S 221JTH	J24189017		1-	A	B1
R 1132	CHIP RES.	220	1/16W	5%	RMC1/16S 221JTH	J24189017		1-	A	B2
R 1133	CHIP RES.	10k	1/16W	5%	RMC1/16S 103JTH	J24189037		1-	A	B2
R 1134	CHIP RES.	2.2M	1/16W	5%	RMC1/16S 225JTH	J24189065		1-	A	B2
R 1135	CHIP RES.	2.2M	1/16W	5%	RMC1/16S 225JTH	J24189065		1-	A	B2
R 1136	CHIP RES.	390k	1/16W	0.5%	MCR01MZPD3903	J24189331		1-	A	B2
R 1137	CHIP RES.	10k	1/16W	5%	RMC1/16S 103JTH	J24189037		1-	B	a3
R 1138	CHIP RES.	2.7k	1/16W	0.5%	RR0510P-272-D	J24189129		1-	B	a3
R 1139	CHIP RES.	390	1/16W	5%	RMC1/16S 391JTH	J24189020		1-	B	a3
R 1140	CHIP RES.	150	1/16W	5%	RMC1/16S 151JTH	J24189015		1-	B	a3
R 1141	CHIP RES.	100	1/16W	5%	RMC1/16S 101JTH	J24189013		1-	B	a3
R 1142	CHIP RES.	1k	1/16W	5%	RMC1/16S 102JTH	J24189025		1-	B	b3
R 1143	CHIP RES.	10k	1/16W	5%	RMC1/16S 103JTH	J24189037		1-	B	c3
R 1144	CHIP RES.	330	1/16W	5%	RMC1/16S 331JTH	J24189019		1-	A	A2
R 1145	CHIP RES.	220	1/16W	5%	RMC1/16S 221JTH	J24189017		1-	A	A2
R 1146	CHIP RES.	220k	1/16W	5%	RMC1/16S 224JTH	J24189053		1-	A	A4
R 1147	CHIP RES.	47	1/16W	5%	RMC1/16S 470JTH	J24189009		1-	A	A4
R 1148	CHIP RES.	100	1/16W	5%	RMC1/16S 101JTH	J24189013		1-	A	A4
R 1149	CHIP RES.	470	1/16W	5%	RMC1/16S 471JTH	J24189021		1-	B	a2
R 1150	CHIP RES.	560	1/16W	5%	RMC1/16S 561JTH	J24189022		1-	A	C2
R 1151	CHIP RES.	560	1/16W	5%	RMC1/16S 561JTH	J24189022		1-	A	C2
R 1152	CHIP RES.	47k	1/16W	5%	RMC1/16S 473JTH	J24189045		1-	A	C3
R 1153	CHIP RES.	47k	1/16W	5%	RMC1/16S 473JTH	J24189045		1-	A	C3
R 1154	CHIP RES.	47k	1/16W	5%	RMC1/16S 473JTH	J24189045		1-	A	C3
R 1155	CHIP RES.	1k	1/16W	5%	RMC1/16S 102JTH	J24189025		1-	A	C3
R 1156	CHIP RES.	1k	1/16W	5%	RMC1/16S 102JTH	J24189025		1-	A	C2
R 1157	CHIP RES.	270	1/16W	5%	RMC1/16S 271JTH	J24189018		1-	B	b2
R 1158	CHIP RES.	220	1/16W	5%	RMC1/16S 221JTH	J24189017		1-	A	A2
R 1159	CHIP RES.	68	1/16W	5%	RMC1/16S 680JTH	J24189011		1-	B	b2
R 1161	CHIP RES.	220k	1/16W	5%	RMC1/16S 224JTH	J24189053		1-	A	A4
R 1162	CHIP RES.	33k	1/16W	5%	RMC1/16S 333JTH	J24189043		1-	A	A3
R 1163	CHIP RES.	47	1/16W	5%	RMC1/16S 470JTH	J24189009		1-	A	A4
R 1164	CHIP RES.	100	1/16W	5%	RMC1/16S 101JTH	J24189013		1-	A	A4
R 1165	CHIP RES.	330	1/16W	5%	RMC1/16S 331JTH	J24189019		1-	B	a2
R 1165	CHIP RES.	470	1/16W	5%	RMC1/16S 471JTH	J24189021		11-	B	a2
R 1166	CHIP RES.	100k	1/16W	5%	RMC1/16S 104JTH	J24189049		1-	B	a2
R 1167	CHIP RES.	150	1/16W	5%	RMC1/16S 151JTH	J24189015		1-	A	C2
R 1168	CHIP RES.	100k	1/16W	5%	RMC1/16S 104JTH	J24189049		1-	A	B2
R 1169	CHIP RES.	10k	1/16W	5%	RMC1/16S 103JTH	J24189037		1-	A	C3
R 1170	CHIP RES.	10k	1/16W	5%	RMC1/16S 103JTH	J24189037		1-	A	C3
R 1171	CHIP RES.	0	1/16W	5%	RMC1/16 000JATP	J24185000	VER.A2 USA	1-		
R 1171	CHIP RES.	0	1/16W	5%	RMC1/16 000JATP	J24185000	VER. B2	1-		
R 1171	CHIP RES.	0	1/16W	5%	RMC1/16 000JATP	J24185000	VER. C2	1-		
R 1171	CHIP RES.	0	1/16W	5%	RMC1/16 000JATP	J24185000	VER. H2	1-		
R 1172	CHIP RES.	470	1/16W	5%	RMC1/16S 471JTH	J24189021		1-	B	c2
R 1174	CHIP RES.	33k	1/16W	5%	RMC1/16S 333JTH	J24189043		1-	B	c2
R 1175	CHIP RES.	4.7k	1/16W	5%	RMC1/16S 472JTH	J24189033		1-	B	c3
R 1176	CHIP RES.	27k	1/16W	5%	RMC1/16S 273JTH	J24189042		1-	B	c3
R 1177	CHIP RES.	220	1/16W	5%	RMC1/16S 221JTH	J24189017		1-	A	A3
R 1179	CHIP RES.	100k	1/16W	5%	RMC1/16S 104JTH	J24189049		1-	A	A3
R 1180	CHIP RES.	270k	1/16W	5%	RMC1/16S 274JTH	J24189054		1-	A	A3
R 1181	CHIP RES.	100	1/16W	5%	RMC1/16S 101JTH	J24189013		1-	B	a2
R 1183	CHIP RES.	10k	1/16W	5%	RMC1/16S 103JTH	J24189037		1-	B	c4
R 1184	CHIP RES.	1k	1/16W	5%	RMC1/16S 102JTH	J24189025		1-	B	b4
R 1185	CHIP RES.	2.2k	1/16W	5%	RMC1/16S 222JTH	J24189029		1-	A	A5
R 1186	CHIP RES.	100	1/16W	5%	RMC1/16S 101JTH	J24189013		1-	A	C2
R 1188	CHIP RES.	1k	1/16W	5%	RMC1/16S 102JTH	J24189025		1-	A	B4
R 1189	CHIP RES.	10k	1/16W	5%	RMC1/16S 103JTH	J24189037		1-	A	B4
R 1190	CHIP RES.	1k	1/16W	5%	RMC1/16S 102JTH	J24189025		1-	A	B5
R 1191	CHIP RES.	100k	1/16W	5%	RMC1/16S 104JTH	J24189049		1-	A	B4
R 1192	CHIP RES.	330	1/16W	5%	RMC1/16S 331JTH	J24189019		1-	A	A2

RF Unit Parts List

REF	DESCRIPTION	VALUE	V/W	TOL.	MFR'S DESIG	YAESU P/N	VERS.	LOT	SIDE	LAY ADR
R 1193	CHIP RES.	100	1/16W	5%	RMC1/16S 101JTH	J24189013		1-	A	A2
R 1194	CHIP RES.	1M	1/16W	5%	RMC1/16S 105JTH	J24189061		1-	B	c3
R 1195	CHIP RES.	470	1/16W	5%	RMC1/16S 471JTH	J24189021		1-	B	c3
R 1196	CHIP RES.	100	1/16W	5%	RMC1/16S 101JTH	J24189013		1-	B	c3
R 1197	CHIP RES.	1k	1/16W	5%	RMC1/16S 102JTH	J24189025		1-	A	A3
R 1198	CHIP RES.	1k	1/16W	5%	RMC1/16S 102JTH	J24189025		1-	A	A3
R 1199	CHIP RES.	10k	1/16W	5%	RMC1/16S 103JTH	J24189037		1-	A	A4
R 1200	CHIP RES.	10k	1/16W	5%	RMC1/16S 103JTH	J24189037		1-	A	A4
R 1201	CHIP RES.	10k	1/16W	5%	RMC1/16S 103JTH	J24189037		1-	A	A3
R 1202	CHIP RES.	680k	1/16W	5%	RMC1/16S 684JTH	J24189059		1-	A	A3
R 1203	CHIP RES.	3.3k	1/16W	5%	RMC1/16S 332JTH	J24189031		1-	A	A3
R 1204	CHIP RES.	3.3k	1/16W	5%	RMC1/16S 332JTH	J24189031		1-	A	A3
R 1205	CHIP RES.	47k	1/16W	5%	RMC1/16S 473JTH	J24189045		1-	A	A3
R 1206	CHIP RES.	100k	1/16W	5%	RMC1/16S 104JTH	J24189049		1-	A	A3
R 1207	CHIP RES.	220	1/16W	5%	RMC1/16S 221JTH	J24189017		1-	A	A3
R 1208	CHIP RES.	0	1/16W	5%	RMC1/16S JPTH	J24189070		1-	A	A3
R 1209	CHIP RES.	3.3k	1/16W	5%	RMC1/16S 332JTH	J24189031		1-	A	A3
R 1210	CHIP RES.	6.8k	1/16W	5%	RMC1/16S 682JTH	J24189035		1-	A	A3
R 1211	CHIP RES.	100k	1/16W	5%	RMC1/16S 104JTH	J24189049		1-	A	A3
R 1212	CHIP RES.	680	1/16W	5%	RMC1/16S 681JTH	J24189023		1-	A	A3
R 1213	CHIP RES.	330k	1/16W	5%	RMC1/16S 334JTH	J24189055		1-	A	A4
R 1214	CHIP RES.	22k	1/16W	5%	RMC1/16S 223JTH	J24189041		1-	A	A4
R 1215	CHIP RES.	330k	1/16W	5%	RMC1/16S 334JTH	J24189055		1-	A	B4
R 1216	CHIP RES.	3.3k	1/16W	5%	RMC1/16S 332JTH	J24189031		1-	A	B4
R 1217	CHIP RES.	22k	1/16W	5%	RMC1/16S 223JTH	J24189041		1-	A	B4
R 1219	CHIP RES.	1.5k	1/16W	5%	RMC1/16S 152JTH	J24189027		1-	A	A2
R 1220	CHIP RES.	47k	1/16W	5%	RMC1/16S 473JTH	J24189045		1-	A	A2
R 1221	CHIP RES.	27k	1/16W	5%	RMC1/16S 273JTH	J24189042		1-	A	A2
R 1222	CHIP RES.	15k	1/16W	5%	RMC1/16S 153JTH	J24189039		1-	A	A2
R 1224	CHIP RES.	10k	1/16W	5%	RMC1/16S 103JTH	J24189037		1-	B	c3
R 1225	CHIP RES.	10k	1/16W	5%	RMC1/16S 103JTH	J24189037		1-	B	b4
R 1226	CHIP RES.	10k	1/16W	5%	RMC1/16S 103JTH	J24189037		1-	B	b4
R 1227	CHIP RES.	3.3k	1/16W	5%	RMC1/16S 332JTH	J24189031		1-	A	A4
R 1228	CHIP RES.	10k	1/16W	5%	RMC1/16S 103JTH	J24189037		1-	A	A4
R 1229	CHIP RES.	680	1/16W	5%	RMC1/16S 681JTH	J24189023		1-	A	A4
R 1230	CHIP RES.	3.3k	1/16W	5%	RMC1/16S 332JTH	J24189031		1-	A	A4
R 1231	CHIP RES.	330k	1/16W	5%	RMC1/16S 334JTH	J24189055		1-	A	A4
R 1232	CHIP RES.	10k	1/16W	5%	RMC1/16S 103JTH	J24189037		1-	B	b4
R 1233	CHIP RES.	3.3k	1/16W	5%	RMC1/16S 332JTH	J24189031		1-	A	A4
R 1234	CHIP RES.	1k	1/16W	5%	RMC1/16S 102JTH	J24189025		1-	A	A4
R 1235	CHIP RES.	100k	1/16W	5%	RMC1/16S 104JTH	J24189049		1-	A	A4
R 1236	CHIP RES.	10k	1/16W	5%	RMC1/16S 103JTH	J24189037		1-	A	B4
R 1237	CHIP RES.	1.8k	1/16W	5%	RMC1/16S 182JTH	J24189028		1-	A	A4
R 1238	CHIP RES.	10k	1/16W	5%	RMC1/16S 103JTH	J24189037		1-	A	B4
R 1239	CHIP RES.	680	1/16W	5%	RMC1/16S 681JTH	J24189023		1-	A	B4
R 1240	CHIP RES.	3.3k	1/16W	5%	RMC1/16S 332JTH	J24189031		1-	A	B4
R 1241	CHIP RES.	330k	1/16W	5%	RMC1/16S 334JTH	J24189055		1-	A	B4
R 1242	CHIP RES.	3.3k	1/16W	5%	RMC1/16S 332JTH	J24189031		1-	A	B4
R 1243	CHIP RES.	1k	1/16W	5%	RMC1/16S 102JTH	J24189025		1-	A	B4
R 1244	CHIP RES.	10k	1/16W	5%	RMC1/16S 103JTH	J24189037		1-	A	B4
R 1245	CHIP RES.	470k	1/16W	5%	RMC1/16S 474JTH	J24189057		1-	A	B4
R 1246	CHIP RES.	1k	1/16W	5%	RMC1/16S 102JTH	J24189025		1-	A	B4
R 1247	CHIP RES.	1.8k	1/16W	5%	RMC1/16S 182JTH	J24189028		1-	A	B4
R 1248	CHIP RES.	100k	1/16W	5%	RMC1/16S 104JTH	J24189049		1-	B	c3
R 1249	CHIP RES.	22k	1/16W	5%	RMC1/16S 223JTH	J24189041		1-	B	c3
R 1250	CHIP RES.	0	1/16W	5%	RMC1/16S JPTH	J24189070		1-	B	c1
R 1251	CHIP RES.	470	1/16W	5%	RMC1/16S 471JTH	J24189021		1-	A	A2
R 1252	CHIP RES.	3.3k	1/16W	0.5%	RR0510P-332-D	J24189131		1-	B	b3
R 1253	CHIP RES.	10k	1/16W	5%	RMC1/16S 103JTH	J24189037		1-	B	c3
R 1254	CHIP RES.	1k	1/16W	0.5%	RR0510P-102-D	J24189119		1-	B	b3
R 1255	CHIP RES.	100k	1/16W	5%	RMC1/16S 104JTH	J24189049		1-	B	b3
R 1256	CHIP RES.	6.8k	1/16W	0.5%	RR0510P-682-D	J24189139		1-	B	b3
R 1257	CHIP RES.	3.3k	1/16W	0.5%	RR0510P-332-D	J24189131		1-	B	b3
R 1258	CHIP RES.	10k	1/16W	5%	RMC1/16S 103JTH	J24189037		1-	B	b4
R 1259	CHIP RES.	470	1/16W	0.5%	RR0510P-471-D	J24189111		1-	B	b4
R 1260	CHIP RES.	10k	1/16W	0.5%	RR0510P-103-D	J24189143		1-	B	b4
R 1261	CHIP RES.	10k	1/16W	0.5%	RR0510P-103-D	J24189143		1-	B	b4
R 1262	CHIP RES.	2.2k	1/16W	0.5%	RR0510P-222-D	J24189127		1-	B	b3
R 1262	CHIP RES.	1k	1/16W	0.5%	RR0510P-102-D	J24189119		13-	B	b3
R 1263	CHIP RES.	470	1/16W	0.5%	RR0510P-471-D	J24189111		1-	B	b4
R 1264	CHIP RES.	180k	1/16W	5%	RMC1/16S 184JTH	J24189052		1-	A	B4
R 1265	CHIP RES.	100k	1/16W	5%	RMC1/16S 104JTH	J24189049		1-	A	B4
R 1266	CHIP RES.	330k	1/16W	5%	RMC1/16S 334JTH	J24189055		1-	A	B4

RF Unit Parts List

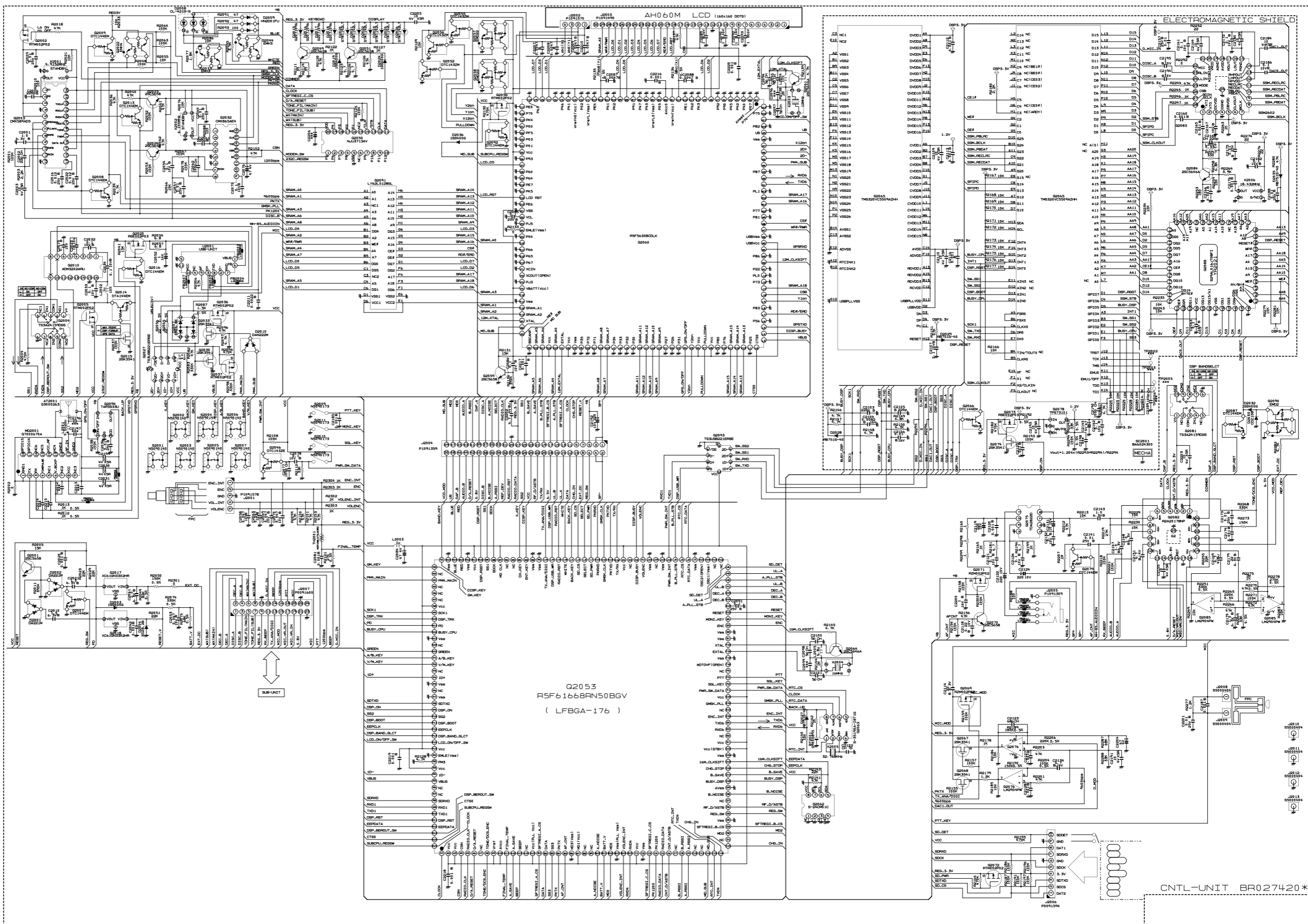
REF	DESCRIPTION	VALUE	V/W	TOL.	MFR'S DESIG	YAESU P/N	VERS.	LOT	SIDE	LAY ADR
R 1267	CHIP RES.	1k	1/16W	5%	RMC1/16S 102JTH	J24189025		1-	A	A4
R 1268	CHIP RES.	15k	1/16W	5%	RMC1/16S 153JTH	J24189039		1-	A	B4
R 1269	CHIP RES.	330k	1/16W	5%	RMC1/16S 334JTH	J24189055		1-	A	B4
R 1270	CHIP RES.	180k	1/16W	5%	RMC1/16S 184JTH	J24189052		1-	A	B4
R 1271	CHIP RES.	100k	1/16W	5%	RMC1/16S 104JTH	J24189049		1-	A	B4
R 1272	CHIP RES.	100k	1/16W	5%	RMC1/16S 104JTH	J24189049		1-	A	B4
R 1273	CHIP RES.	330k	1/16W	5%	RMC1/16S 334JTH	J24189055		1-	A	B4
R 1274	CHIP RES.	15k	1/16W	5%	RMC1/16S 153JTH	J24189039		1-	A	B4
R 1275	CHIP RES.	330k	1/16W	5%	RMC1/16S 334JTH	J24189055		1-	A	B4
R 1276	CHIP RES.	10k	1/16W	5%	RMC1/16S 103JTH	J24189037		1-	A	B3
R 1277	CHIP RES.	330k	1/16W	5%	RMC1/16S 334JTH	J24189055		1-	A	B3
R 1278	CHIP RES.	15k	1/16W	5%	RMC1/16S 153JTH	J24189039		1-	A	B3
R 1279	CHIP RES.	470k	1/16W	5%	RMC1/16S 474JTH	J24189057		1-	A	B4
R 1280	CHIP RES.	4.7k	1/16W	5%	RMC1/16S 472JTH	J24189033		1-	B	c1
R 1281	CHIP RES.	330	1/16W	5%	RMC1/16S 331JTH	J24189019		1-	A	A2
R 1282	CHIP RES.	150	1/16W	0.5%	RR0510P-151-D	J24189099		1-	B	b3
R 1283	CHIP RES.	100	1/16W	0.5%	RR0510P-101-D	J24189095		1-	B	b3
R 1284	CHIP RES.	100	1/16W	0.5%	RR0510P-101-D	J24189095		1-	B	b4
R 1285	CHIP RES.	390	1/16W	5%	RMC1/16S 391JTH	J24189020		1-	B	b3
R 1286	CHIP RES.	2.7k	1/16W	0.5%	RR0510P-272-D	J24189129		1-	B	b3
R 1287	CHIP RES.	150	1/16W	0.5%	RR0510P-151-D	J24189099		1-	B	b3
R 1288	CHIP RES.	33	1/16W	0.5%	RR0510R-330-D	J24189083		1-	B	b3
R 1288	CHIP RES.	100	1/16W	0.5%	RR0510P-101-D	J24189095		13-	B	b3
R 1289	CHIP RES.	82	1/16W	0.5%	RR0510R-820-D	J24189093		1-	B	b3
R 1289	CHIP RES.	100	1/16W	0.5%	RR0510P-101-D	J24189095		13-	B	b3
R 1290	CHIP RES.	150	1/16W	5%	RMC1/16S 151JTH	J24189015		1-	B	b3
R 1291	CHIP RES.	100k	1/16W	5%	RMC1/16S 104JTH	J24189049		1-	A	B4
R 1292	CHIP RES.	4.7k	1/16W	5%	RMC1/16S 472JTH	J24189033		1-	A	B2
R 1293	CHIP RES.	330k	1/16W	5%	RMC1/16S 334JTH	J24189055		1-	A	C3
R 1294	CHIP RES.	15k	1/16W	5%	RMC1/16S 153JTH	J24189039		1-	A	C3
R 1295	CHIP RES.	100k	1/16W	5%	RMC1/16S 104JTH	J24189049		1-	A	B3
R 1296	CHIP RES.	10k	1/16W	5%	RMC1/16S 103JTH	J24189037		1-	A	B3
R 1297	CHIP RES.	100k	1/16W	5%	RMC1/16S 104JTH	J24189049		1-	A	B3
R 1298	CHIP RES.	0	1/16W	5%	RMC1/16S JPTH	J24189070		1-	A	A1
R 1299	CHIP RES.	3.3k	1/16W	5%	RMC1/16S 332JTH	J24189031		1-	A	A1
R 1300	CHIP RES.	0	1/16W	5%	RMC1/16S JPTH	J24189070		1-	A	A1
R 1301	CHIP RES.	33k	1/16W	5%	RMC1/16S 333JTH	J24189043		1-	B	b3
R 1302	CHIP RES.	330	1/16W	5%	RMC1/16S 331JTH	J24189019		1-	B	b2
R 1303	CHIP RES.	100	1/16W	5%	RMC1/16S 101JTH	J24189013		1-	B	b3
R 1304	CHIP RES.	100	1/16W	5%	RMC1/16S 101JTH	J24189013		1-	B	b3
R 1305	CHIP RES.	4.7k	1/16W	5%	RMC1/16S 472JTH	J24189033		1-	A	B3
R 1306	CHIP RES.	1k	1/16W	5%	RMC1/16S 102JTH	J24189025		1-	A	B2
R 1307	CHIP RES.	4.7k	1/16W	5%	RMC1/16S 472JTH	J24189033		1-	A	B3
R 1308	CHIP RES.	470k	1/16W	5%	RMC1/16S 474JTH	J24189057		1-	B	a3
R 1309	CHIP RES.	470k	1/16W	5%	RMC1/16S 474JTH	J24189057		1-	A	B3
R 1310	CHIP RES.	2.7k	1/16W	5%	RMC1/16S 272JTH	J24189030		1-	B	a3
R 1311	CHIP RES.	68	1/16W	5%	RMC1/16S 680JTH	J24189011		1-	B	a3
R 1312	CHIP RES.	2.7k	1/16W	5%	RMC1/16S 272JTH	J24189030		1-	A	B3
R 1313	CHIP RES.	10k	1/16W	5%	RMC1/16S 103JTH	J24189037		1-	B	a3
R 1314	CHIP RES.	10k	1/16W	5%	RMC1/16S 103JTH	J24189037		1-	A	B3
R 1315	CHIP RES.	4.7	1/16W	5%	RMC1/16S 4R7JTH	J24189066		1-	B	b5
R 1316	CHIP RES.	68	1/16W	5%	RMC1/16S 680JTH	J24189011		1-	A	B3
R 1317	CHIP RES.	100k	1/16W	5%	RMC1/16S 104JTH	J24189049		1-	A	B5
R 1318	CHIP RES.	470k	1/16W	5%	RMC1/16S 474JTH	J24189057		1-	A	B5
R 1319	CHIP RES.	470k	1/16W	5%	RMC1/16S 474JTH	J24189057		1-	A	A5
R 1320	CHIP RES.	22	1/16W	5%	RMC1/16S 220JTH	J24189005		1-	B	b5
R 1320	CHIP RES.	4.7	1/16W	5%	RMC1/16S 4R7JTH	J24189066		3-	B	b5
R 1321	CHIP RES.	220	1/16W	5%	RMC1/16S 221JTH	J24189017		1-	A	A1
R 1322	CHIP RES.	18k	1/16W	5%	RMC1/16S 183JTH	J24189040		1-	B	b3
R 1323	CHIP RES.	4.7k	1/16W	5%	RMC1/16S 472JTH	J24189033		1-	A	B2
R 1324	CHIP RES.	10k	1/16W	5%	RMC1/16S 103JTH	J24189037		1-	A	A3
R 1325	CHIP RES.	1k	1/16W	5%	RMC1/16S 102JTH	J24189025		1-	A	A3
R 1326	CHIP RES.	15k	1/16W	5%	RMC1/16S 153JTH	J24189039		1-	A	A3
R 1327	CHIP RES.	33k	1/16W	5%	RMC1/16S 333JTH	J24189043		1-	B	a3
R 1328	CHIP RES.	33k	1/16W	5%	RMC1/16S 333JTH	J24189043		1-	A	B3
R 1329	CHIP RES.	150k	1/16W	5%	RMC1/16S 154JTH	J24189051		1-	B	a3
R 1330	CHIP RES.	150k	1/16W	5%	RMC1/16S 154JTH	J24189051		1-	A	B3
R 1331	CHIP RES.	2.2M	1/16W	5%	RMC1/16S 225JTH	J24189065		1-	B	a3
R 1332	CHIP RES.	2.2M	1/16W	5%	RMC1/16S 225JTH	J24189065		1-	A	B3
R 1333	CHIP RES.	1.5k	1/16W	5%	RMC1/16S 152JTH	J24189027		1-	B	a3
R 1334	CHIP RES.	10k	1/16W	5%	RMC1/16S 103JTH	J24189037		1-	B	a3
R 1335	CHIP RES.	1.5k	1/16W	5%	RMC1/16S 152JTH	J24189027		1-	A	B3
R 1336	CHIP RES.	100k	1/16W	5%	RMC1/16S 104JTH	J24189049		1-	A	B3

RF Unit Parts List

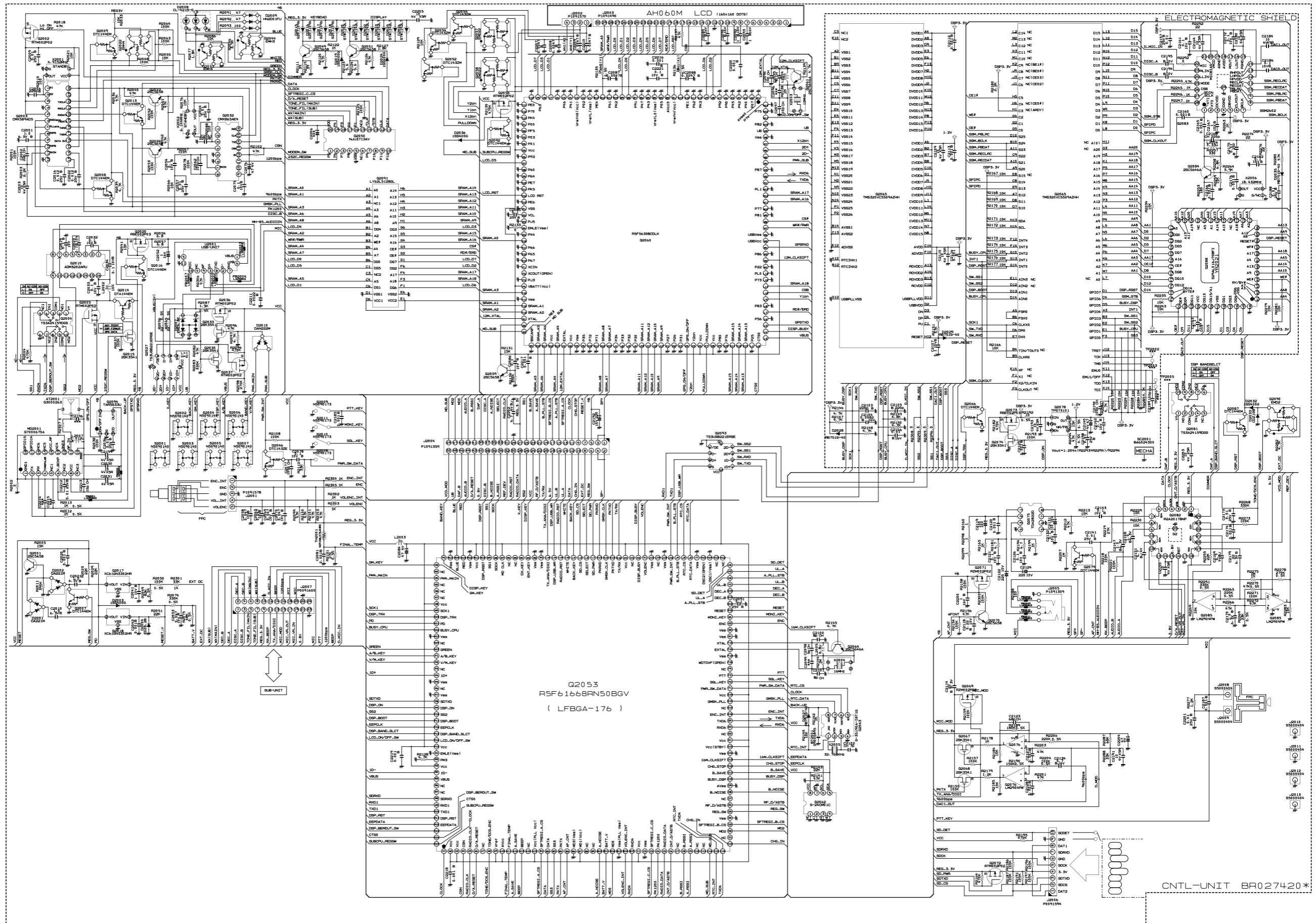
REF	DESCRIPTION	VALUE	V/W	TOL.	MFR'S DESIG	YAESU P/N	VERS.	LOT	SIDE	LAY ADR
R 1337	CHIP RES.	10k	1/16W	5%	RMC1/16S 103JTH	J24189037		1-	A	B3
R 1338	CHIP RES.	4.7k	1/16W	5%	RMC1/16S 472JTH	J24189033		1-	A	A1
R 1339	CHIP RES.	10k	1/16W	5%	RMC1/16S 103JTH	J24189037		1-	B	b3
R 1342	CHIP RES.	1k	1/16W	5%	RMC1/16S 102JTH	J24189025		1-	A	A3
R 1343	CHIP RES.	1k	1/16W	5%	RMC1/16S 102JTH	J24189025		1-	A	A3
R 1344	CHIP RES.	1k	1/16W	5%	RMC1/16S 102JTH	J24189025		1-	A	A2
R 1345	CHIP RES.	220k	1/16W	5%	RMC1/16S 224JTH	J24189053		1-	B	a5
R 1346	CHIP RES.	24k	1/16W	5%	RMC1/16S 243JTH	J24189604		1-	B	a5
R 1347	CHIP RES.	100k	1/16W	1%	RMC1/16SK104FTH	J24189529		1-	B	b5
R 1348	CHIP RES.	100k	1/16W	1%	RMC1/16SK104FTH	J24189529		1-	B	a5
R 1349	CHIP RES.	330k	1/16W	5%	RMC1/16S 334JTH	J24189055		1	B	a5
R 1349	CHIP RES.	330k	1/16W	0.5%	MCR01MZPD3303	J24189330		2-	B	a5
R 1350	CHIP RES.	120k	1/16W	5%	RMC1/16S 124JTH	J24189050		1	B	a5
R 1350	CHIP RES.	120k	1/16W	0.5%	MCR01MZPD1203	J24189387		2-	B	a5
R 1351	CHIP RES.	560	1/16W	5%	RMC1/16S 561JTH	J24189022		2-	A	A2
R 1352	CHIP RES.	100k	1/16W	5%	RMC1/16S 104JTH	J24189049		1-	A	B4
R 1353	CHIP RES.	100k	1/16W	5%	RMC1/16S 104JTH	J24189049		1		
R 1354	CHIP RES.	100k	1/16W	5%	RMC1/16S 104JTH	J24189049		1-	A	B4
R 1355	CHIP RES.	100k	1/16W	5%	RMC1/16S 104JTH	J24189049		1-	A	B3
R 1356	CHIP RES.	0	1/16W	5%	RMC1/16S JPTH	J24189070		1-	B	a5
R 1357	CHIP RES.	0	1/16W	5%	RMC1/16S JPTH	J24189070		1-	B	a2
R 1357	CHIP RES.	150	1/16W	5%	RMC1/16S 151JTH	J24189015		11-	B	a2
R 1358	CHIP RES.	10k	1/16W	5%	RMC1/16S 103JTH	J24189037		1-	A	C1
R 1359	CHIP RES.	1k	1/16W	5%	RMC1/16S 102JTH	J24189025		1-	A	A3
R 1360	CHIP RES.	47	1/16W	5%	RMC1/16S 470JTH	J24189009		1-	A	A2
R 1361	CHIP RES.	120	1/16W	5%	RMC1/16S 121JTH	J24189014	W/ CE LABEL	7-	B	b1
R 1361	CHIP RES.	100	1/16W	5%	RMC1/16S 101JTH	J24189013	W/O CE LABEL	7-	B	b1
R 1362	CHIP RES.	0	1/16W	5%	RMC1/16S JPTH	J24189070		7-	A	C2
S 1001	SLIDE SWITCH				SSAH120100	N6090118		1-	A	C3
SC1001	SHIELD CASE				(C)	RA6020100		1-	B	a3
SC1002	SHIELD CASE VCO				(A)	RA1360000		1-	B	b3
TH1001	THERMISTOR				ERTJ1VV473J	G9090122		1-	B	c3
TH1002	THERMISTOR				TN05-3M154JR	G9090171		1-	A	A2
X 1001	XTAL NX3215SA	32.768kHz			32.768KHZ 7P	H0103399		1-	A	C1
X 1002	VCTCXO	15.6MHz			TTS14VSB-A3 15.60MHZ	H9501310		1-	A	A3
XF1001	XTAL FILTER				47S15AB 47.25MHZ	H1102468		1-	B	a2
XF1002	XTAL FILTER				46S15AB 46.35MHZ	H1102467		1-	A	C2

CNTL Unit (Lot. 1-2)

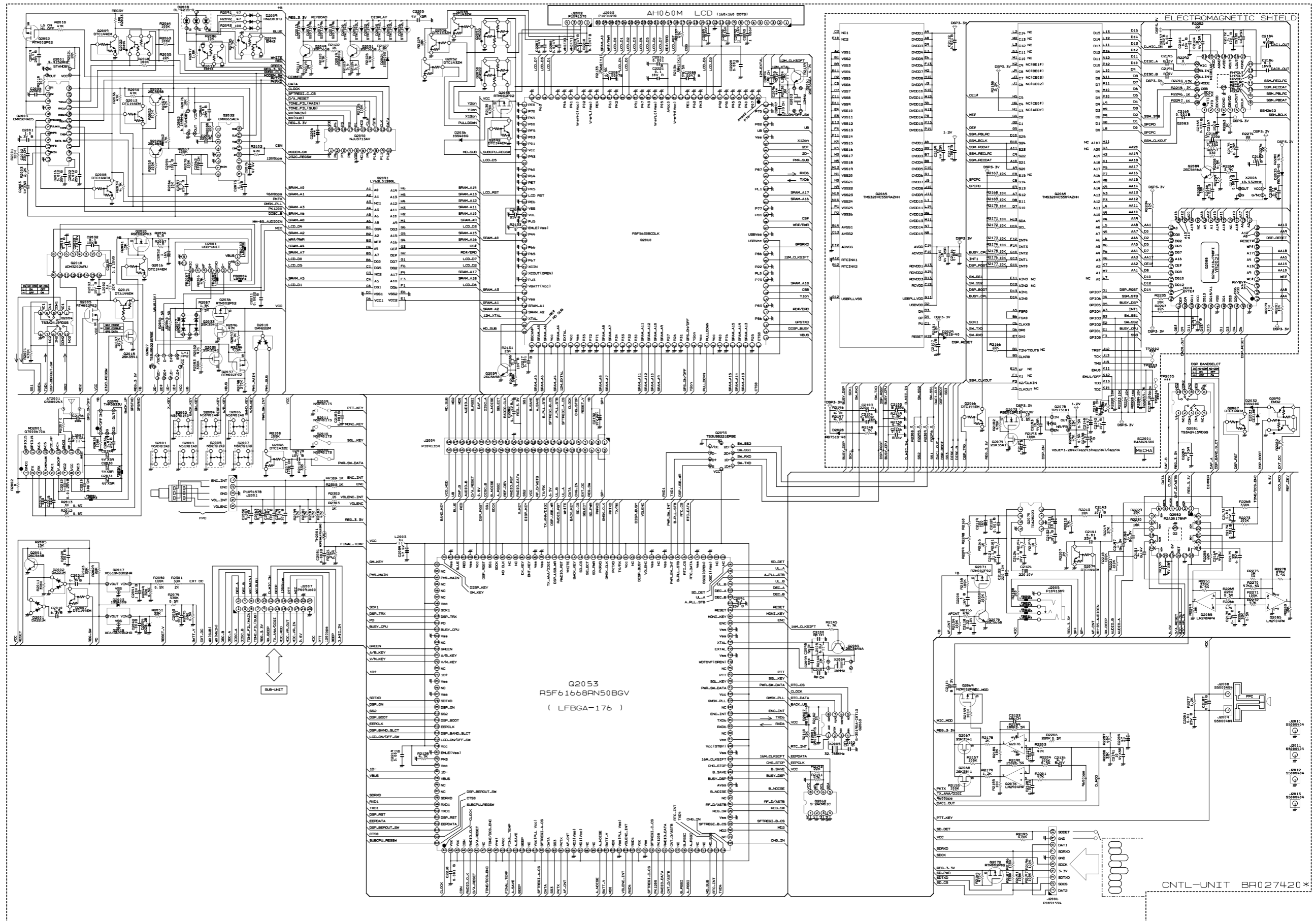
Circuit Diagram



CNTL Unit (Lot. 3-6) Circuit Diagram



CNTL Unit (Lot. 7-) Circuit Diagram



CNTL Unit

Parts List

REF	DESCRIPTION	VALUE	V/W	TOL.	MFR'S DESIG	YAESU P/N	VERS.	LOT	SIDE	LAY ADR
	PCB with Components					CS2357702* CS2357703* CS2357704* CS2357705* CS2357707*	USA: A2U EXP: B3 EU: B2 AUS: H2 EU: C2			
AT2001	CHIP ANTENNA				ACD-5036-A3-CC-S	Q3000263		1-	B	b1
BT2001	LITHIUM BATT.				ML614R-TT31	Q9000895		1-	B	c1
C 2001	CHIP CAP.	1uF	6.3V	B	GRM155B30J105KE18D	K22088803		1-	B	b4
C 2002	CHIP CAP.	22pF	50V	CH	GRM1552C1H220JA01D	K22178220		1-	B	b4
C 2003	CHIP CAP.	10uF	4V	X5R	GRM155R60G106ME44D	K22179733		1-	B	b4
C 2006	CHIP CAP.	220pF	50V	B	GRM155B11H221KA01D	K22178801		1-	B	c4
C 2009	CHIP CAP.	0.01uF	25V	B	GRM155B11E103KA01D	K22148834		1-	B	c5
C 2010	CHIP CAP.	1uF	6.3V	B	GRM155B30J105KE18D	K22088803		1-	B	c2
C 2016	CHIP CAP.	0.012uF	25V	B	GRM155B11E123KA61D	K22148836		1-	B	b4
C 2019	CHIP CAP.	0.1uF	10V	B	GRM155B11A104KA01D	K22108802		1-	B	a2
C 2020	CHIP CAP.	0.001uF	50V	B	GRM155B11H102KA01D	K22178809		1-	B	c2
C 2021	CHIP CAP.	1uF	6.3V	B	GRM155B30J105KE18D	K22088803		1-	B	c2
C 2022	CHIP CAP.	0.012uF	25V	B	GRM155B11E123KA61D	K22148836		1-	B	b5
C 2023	CHIP CAP.	0.1uF	10V	B	GRM155B11A104KA01D	K22108802		1-	B	a2
C 2030	CHIP CAP.	10uF	4V	X5R	GRM155R60G106ME44D	K22179733		1-	B	b1
C 2031	CHIP CAP.	10uF	4V	X5R	GRM155R60G106ME44D	K22179733		1-	B	b1
C 2032	CHIP CAP.	0.1uF	10V	B	GRM155B11A104KA01D	K22108802		1-	B	a2
C 2033	CHIP CAP.	0.1uF	10V	B	GRM155B11A104KA01D	K22108802		1-	B	a2
C 2034	CHIP CAP.	0.1uF	10V	B	GRM155B11A104KA01D	K22108802		1-	B	a2
C 2036	CHIP CAP.	0.01uF	25V	B	GRM155B11E103KA01D	K22148834		1-	B	b1
C 2041	CHIP CAP.	1uF	6.3V	B	GRM155B30J105KE18D	K22088803		1	B	c2
C 2041	CHIP CAP.	1uF	10V	B	GRM155B31A105KE15D	K22108809		2-	B	c2
C 2042	CHIP CAP.	0.001uF	50V	B	GRM155B11H102KA01D	K22178809		1-	B	c2
C 2052	CHIP TA.CAP.	1uF	16V		TMCP1C105MTRF	K78120076		1-	B	a2
C 2053	CHIP CAP.	0.047uF	10V	B	GRM155B11A473KA01D	K22108801		1-	B	b2
C 2054	CHIP CAP.	0.1uF	10V	B	GRM155B11A104KA01D	K22108802		1-	B	c4
C 2057	CHIP CAP.	0.01uF	25V	B	GRM155B11E103KA01D	K22148834		1-	B	c4
C 2058	CHIP CAP.	0.047uF	10V	B	GRM155B11A473KA01D	K22108801		1-	B	a2
C 2061	CHIP CAP.	220pF	50V	B	GRM155B11H221KA01D	K22178801		1-	B	c4
C 2062	CHIP CAP.	100pF	50V	CH	GRM1552C1H101JA01D	K22178236		1-	B	a4
C 2063	CHIP CAP.	0.047uF	10V	B	GRM155B11A473KA01D	K22108801		1-	B	c2
C 2064	CHIP CAP.	0.01uF	25V	B	GRM155B11E103KA01D	K22148834		1-	B	b4
C 2069	CHIP CAP.	0.047uF	10V	B	GRM155B11A473KA01D	K22108801		1-	B	a2
C 2070	CHIP CAP.	0.047uF	10V	B	GRM155B11A473KA01D	K22108801		1-	B	a2
C 2075	CHIP CAP.	0.1uF	10V	B	GRM155B11A104KA01D	K22108802		1-	B	c5
C 2076	CHIP TA.CAP.	47uF	4V		TMCP0G476MTRF	K78060050		1-	B	c4
C 2077	CHIP CAP.	100pF	50V	CH	GRM1552C1H101JA01D	K22178236		1-	A	A4
C 2078	CHIP CAP.	0.1uF	10V	B	GRM155B11A104KA01D	K22108802		1-	A	A4
C 2081	CHIP CAP.	0.001uF	50V	B	GRM155B11H102KA01D	K22178809		1-	B	c2
C 2084	CHIP TA.CAP.	47uF	4V		TMCP0G476MTRF	K78060050		1-	B	b2
C 2085	CHIP CAP.	0.1uF	25V	B	GRM155B31E104KA87D	K22148838		1-	B	b1
C 2086	CHIP CAP.	0.1uF	10V	B	GRM155B11A104KA01D	K22108802		1-	B	c2
C 2087	CHIP CAP.	0.0047uF	50V	B	GRM155B11H472KA01D	K22178838		1-	A	A1
C 2088	CHIP CAP.	0.0047uF	50V	B	GRM155B11H472KA01D	K22178838		1-	A	A1
C 2089	CHIP CAP.	1uF	16V	B	GRM155B31C105KA12D	K22128817		1-	A	B1
C 2090	CHIP CAP.	1uF	16V	B	GRM155B31C105KA12D	K22128817		1-	A	B1
C 2091	CHIP CAP.	0.1uF	25V	B	GRM155B31E104KA87D	K22148838		1-	B	b2
C 2092	CHIP CAP.	1uF	16V	B	GRM155B31C105KA12D	K22128817		1-	A	B1
C 2093	CHIP CAP.	1uF	16V	B	GRM155B31C105KA12D	K22128817		1-	A	B1
C 2094	CHIP CAP.	10pF	50V	CH	GRM1552C1H100JA01D	K22178212		1-	B	a1
C 2095	CHIP CAP.	9pF	50V	CH	GRM1552C1H9R0DA01D	K22178211		1-	B	a1
C 2095	CHIP CAP.	7pF	50V	CH	GRM1552C1H7R0DA01D	K22178209		11-	B	a1
C 2097	CHIP CAP.	10pF	50V	CH	GRM1552C1H100JA01D	K22178212		1-	B	a1
C 2098	CHIP CAP.	5pF	50V	CH	GRM1552C1H5R0CA01D	K22178207		1-	B	a1
C 2100	CHIP CAP.	8pF	50V	CH	GRM1552C1H8R0DA01D	K22178210		1-	B	a2
C 2101	CHIP CAP.	8pF	50V	CH	GRM1552C1H8R0DA01D	K22178210		1-	B	a1
C 2102	CHIP CAP.	7pF	50V	CH	GRM1552C1H7R0DA01D	K22178209		1-	B	c1
C 2103	CHIP CAP.	220pF	50V	B	GRM155B11H221KA01D	K22178801		1-	B	b3
C 2104	CHIP CAP.	0.0082uF	16V	B	GRM155B11C822KA01D	K22128801		1-	B	b3
C 2105	CHIP CAP.	220pF	50V	B	GRM155B11H221KA01D	K22178801		1-	B	b3
C 2106	CHIP CAP.	0.01uF	16V	B	GRM155B11C103JA01D	K22128814		1-	B	b3
C 2107	CHIP CAP.	0.1uF	10V	B	GRM155B11A104KA01D	K22108802		1-	B	b3
C 2109	CHIP CAP.	10uF	4V	X5R	GRM155R60G106ME44D	K22179733		1-	B	b3
C 2110	CHIP CAP.	10uF	4V	X5R	GRM155R60G106ME44D	K22179733		1-	B	b3
C 2112	CHIP CAP.	0.001uF	50V	B	GRM155B11H102KA01D	K22178809		1-	B	b4
C 2113	CHIP CAP.	0.001uF	50V	B	GRM155B11H102KA01D	K22178809		1-	B	b3
C 2114	CHIP CAP.	22uF	6.3V	B	GRM188R60J226MEA0D	K22084807		1-	B	c4
C 2116	CHIP CAP.	0.001uF	50V	B	GRM155B11H102KA01D	K22178809		1-	B	b3

* Please contact YAESU when replacing the CNTL-UNIT.

CNTL Unit

Parts List

REF	DESCRIPTION	VALUE	V/W	TOL.	MFR'S DESIG	YAESU P/N	VERS.	LOT	SIDE	LAY ADR
C 2118	CHIP CAP.	0.22uF	10V	B	GRM155B31A224KE18D	K22108808		1-	B	b5
C 2119	CHIP TA.CAP.	100uF	16V		TMCMC1C107MTRF	K78120098		1-	B	a4
C 2120	CHIP CAP.	0.001uF	50V	B	GRM155B11H102KA01D	K22178809		1-	B	a4
C 2121	CHIP CAP.	0.1uF	10V	B	GRM155B11A104KA01D	K22108802		1-	B	a5
C 2122	CHIP TA.CAP.	220uF	10V		TLJF227M010R0300	K78100125		1-	B	a4
C 2123	CHIP CAP.	68pF	50V	CH	GRM1552C1H680JA01D	K22178232		1-	B	c4
C 2124	CHIP TA.CAP.	220uF	10V		TLJF227M010R0300	K78100125		1-	B	a4
C 2125	CHIP CAP.	0.001uF	50V	B	GRM155B11H102KA01D	K22178809		1-	B	b3
C 2126	CHIP CAP.	0.1uF	10V	B	GRM155B11A104KA01D	K22108802		1-	B	a5
C 2127	CHIP CAP.	0.001uF	50V	B	GRM155B11H102KA01D	K22178809		1-	B	c3
C 2128	CHIP CAP.	0.001uF	50V	B	GRM155B11H102KA01D	K22178809		1-	B	c3
C 2131	CHIP TA.CAP.	10uF	10V		TMCP1A106MTRF	K78100074		1-	B	b5
C 2132	CHIP CAP.	0.1uF	10V	B	GRM155B11A104KA01D	K22108802		1-	B	a5
C 2134	CHIP CAP.	4.7uF	4V	BJ	AMK105BJ475MV-F	K22068801		1-	B	c3
C 2140	CHIP TA.CAP.	47uF	4V		TMCP0G476MTRF	K78060050		1-	B	b3
C 2141	CHIP CAP.	0.01uF	25V	B	GRM155B11H102KA01D	K22148834		1-	B	b5
C 2142	CHIP CAP.	0.1uF	10V	B	GRM155B11A104KA01D	K22108802		1-	B	b3
C 2143	CHIP CAP.	0.1uF	10V	B	GRM155B11A104KA01D	K22108802		1-	B	b5
C 2147	CHIP CAP.	1uF	6.3V	B	GRM155B30J105KE18D	K22088803		1-	B	b4
C 2148	CHIP CAP.	1uF	6.3V	B	GRM155B30J105KE18D	K22088803		1-	B	b4
C 2151	CHIP CAP.	4.7uF	4V	BJ	AMK105BJ475MV-F	K22068801		1-	B	b4
C 2155	CHIP CAP.	10uF	4V	X5R	GRM155R60G106ME44D	K22179733		1-	B	b5
C 2157	CHIP CAP.	0.01uF	25V	B	GRM155B11E103KA01D	K22148834		1-	B	b4
C 2160	CHIP CAP.	0.001uF	50V	B	GRM155B11H102KA01D	K22178809		1-	B	b4
C 2161	CHIP CAP.	0.1uF	10V	B	GRM155B11A104KA01D	K22108802		1-	B	b4
C 2163	CHIP CAP.	0.1uF	10V	B	GRM155B11A104KA01D	K22108802		1-	B	b3
C 2164	CHIP CAP.	10uF	4V	X5R	GRM155R60G106ME44D	K22179733		1-	B	b4
C 2165	CHIP CAP.	0.001uF	50V	B	GRM155B11H102KA01D	K22178809		1-	B	b4
C 2166	CHIP CAP.	0.001uF	50V	B	GRM155B11H102KA01D	K22178809		1-	B	b4
C 2167	CHIP CAP.	1uF	10V	B	GRM155B31A105KE15D	K22108809		1-	B	b4
C 2168	CHIP CAP.	220pF	50V	CH	GRM1552C1H221JA01D	K22179713		1-	B	b4
C 2169	CHIP CAP.	4.7uF	4V	BJ	AMK105BJ475MV-F	K22068801		1-	B	b4
C 2170	CHIP CAP.	1uF	6.3V	B	GRM155B30J105KE18D	K22088803		1-	B	b4
C 2172	CHIP CAP.	0.1uF	10V	B	GRM155B11A104KA01D	K22108802		1-	B	b4
C 2173	CHIP CAP.	0.01uF	25V	B	GRM155B11E103KA01D	K22148834		1-	B	b5
C 2174	CHIP CAP.	0.001uF	50V	B	GRM155B11H102KA01D	K22178809		1-	B	b5
C 2175	CHIP CAP.	0.01uF	25V	B	GRM155B11E103KA01D	K22148834		1-	B	b4
C 2176	CHIP CAP.	0.001uF	50V	B	GRM155B11H102KA01D	K22178809		1-	B	b4
C 2179	CHIP CAP.	22uF	6.3V	B	GRM188R60J226MEA0D	K22084807		1-	B	b4
C 2180	CHIP CAP.	10uF	4V	X5R	GRM155R60G106ME44D	K22179733		1-	B	b4
C 2182	CHIP CAP.	0.1uF	10V	B	GRM155B11A104KA01D	K22108802		1-	B	b3
C 2184	CHIP CAP.	10uF	4V	X5R	GRM155R60G106ME44D	K22179733		1-	B	b4
C 2185	CHIP CAP.	0.001uF	50V	B	GRM155B11H102KA01D	K22178809		1-	A	A1
C 2186	CHIP CAP.	0.1uF	10V	B	GRM155B11A104KA01D	K22108802		1-	B	b3
C 2187	CHIP CAP.	0.001uF	50V	B	GRM155B11H102KA01D	K22178809		1-	A	A5
C 2188	CHIP CAP.	0.01uF	25V	B	GRM155B11E103KA01D	K22148834		1-	B	b3
C 2189	CHIP CAP.	100pF	50V	CH	GRM1552C1H101JA01D	K22178236		1-	B	b3
C 2190	CHIP CAP.	100pF	50V	CH	GRM1552C1H101JA01D	K22178236		1-	B	b3
C 2191	CHIP CAP.	10uF	4V	X5R	GRM155R60G106ME44D	K22179733		1-	B	c3
C 2192	CHIP TA.CAP.	220uF	10V		TLJF227M010R0300	K78100125		1-	B	c3
C 2192	CHIP TA.CAP.	100uF	16V		TMCMC1C107MTRF	K78120098		10-	B	c3
C 2193	CHIP CAP.	10uF	4V	X5R	GRM155R60G106ME44D	K22179733		1-	B	a3
C 2194	CHIP CAP.	1uF	10V	B	GRM155B31A105KE15D	K22108809		1-	B	b4
C 2195	CHIP CAP.	1uF	10V	B	GRM155B31A105KE15D	K22108809		1-	B	b4
C 2198	CHIP CAP.	0.01uF	25V	B	GRM155B11E103KA01D	K22148834		1-	B	b3
C 2199	CHIP CAP.	10uF	4V	X5R	GRM155R60G106ME44D	K22179733		1-	B	b1
C 2200	CHIP CAP.	1uF	16V	B	GRM155B31C105KA12D	K22128817		1-	B	b5
C 2200	CHIP CAP.	0.001uF	50V	B	GRM155B11H102KA01D	K22178809		6-	B	b5
C 2201	CHIP CAP.	0.01uF	25V	B	GRM155B11E103KA01D	K22148834		1-	A	A3
C 2202	CHIP CAP.	4.7uF	4V	BJ	AMK105BJ475MV-F	K22068801		1-	B	a4
C 2203	CHIP CAP.	10uF	4V	X5R	GRM155R60G106ME44D	K22179733		1-	B	a4
C 2204	CHIP TA.CAP.	47uF	4V		TMCP0G476MTRF	K78060050		1-	B	c3
C 2205	CHIP CAP.	10uF	4V	X5R	GRM155R60G106ME44D	K22179733		1-	A	A2
C 2207	CHIP CAP.	0.0047uF	50V	B	GRM155B11H472KA01D	K22178838		1-	A	A1
C 2208	CHIP CAP.	0.0047uF	50V	B	GRM155B11H472KA01D	K22178838		1-	A	A1
C 2209	CHIP CAP.	0.0047uF	50V	B	GRM155B11H472KA01D	K22178838		1-	A	A1
C 2210	CHIP CAP.	0.0047uF	50V	B	GRM155B11H472KA01D	K22178838		1-	A	A1
C 2211	CHIP CAP.	0.0022uF	50V	B	GRM155B11H222KA01D	K22178813		1-	B	a3
C 2212	CHIP CAP.	0.01uF	25V	B	GRM155B11E103KA01D	K22148834		1-	B	b2
C 2213	CHIP CAP.	10pF	50V	CH	GRM1552C1H100BA01D	K22178297		1-	B	b2
C 2216	CHIP CAP.	0.001uF	50V	B	GRM155B11H102KA01D	K22178809		1-	B	b1
C 2217	CHIP CAP.	0.001uF	50V	B	GRM155B11H102KA01D	K22178809		1-	B	c2
C 2218	CHIP CAP.	0.001uF	50V	B	GRM155B11H102KA01D	K22178809		1-	B	b2

CNTL Unit

Parts List

REF	DESCRIPTION	VALUE	V/W	TOL.	MFR'S DESIG	YAESU P/N	VERS.	LOT	SIDE	LAY ADR
C 2219	CHIP CAP.	0.001uF	50V	B	GRM155B11H102KA01D	K22178809		1-	B	b2
C 2220	CHIP CAP.	0.001uF	50V	B	GRM155B11H102KA01D	K22178809		1-	A	B1
C 2221	CHIP CAP.	0.1uF	10V	B	GRM155B11A104KA01D	K22108802		7-	B	b1
D 2001	DIODE				DA221M T2L	G2070940		1-	B	c2
D 2002	DIODE				DA221M T2L	G2070940		1-	B	c2
D 2003	DIODE				1SS400G T2R	G2070934		1-	B	c2
D 2004	DIODE				EDZ TE-61 8.2B	G2071188		1-	B	c2
D 2007	DIODE				EMZ6.8ET2R	G2071522		1-	B	a2
D 2008	LED				CL-421S-G-D-TS	G4070018		1	B	b1
D 2008	LED				CL-421S-G-D-TS	G2071560		2-	B	b1
D 2009	DIODE				HN2D01FU(TE85R.F)	G2070348		1-	A	A1
D 2010	DIODE				DAN222M T2L	G2070936		1-	B	a3
D 2015	LED				19-213/S2C-AN1P2B/3T	G2071096		1-	A	A4
D 2015	LED				19-213/S2C-AP1Q2B/3T	G2071558		8-	A	A4
D 2016	LED				19-213/S2C-AN1P2B/3T	G2071096		1-	A	B4
D 2016	LED				19-213/S2C-AP1Q2B/3T	G2071558		8-	A	B4
D 2017	LED				19-213/S2C-AN1P2B/3T	G2071096		1-	A	A4
D 2017	LED				19-213/S2C-AP1Q2B/3T	G2071558		8-	A	A4
D 2018	LED				19-213/S2C-AN1P2B/3T	G2071096		1-	A	B4
D 2018	LED				19-213/S2C-AP1Q2B/3T	G2071558		8-	A	B4
D 2019	DIODE				1SS400G T2R	G2070934		1-	A	C2
D 2020	LED				STW1142LT	G2071468		1-	A	A2
D 2021	LED				STW1142LT	G2071468		1-	A	A2
D 2022	LED				STW1142LT	G2071468		1-	A	A3
D 2023	LED				STW1142LT	G2071468		1-	A	C2
D 2024	DIODE				1SS400G T2R	G2070934		1-	A	C2
D 2025	LED				STW1142LT	G2071468		1-	A	C2
D 2026	LED				STW1142LT	G2071468		1-	A	C3
D 2027	DIODE				RB751G-40T2R	G2071066		1-	B	c1
D 2028	DIODE				RB751S-40TE61	G2070850		1-	B	b3
D 2029	DIODE				RB751S-40TE61	G2070850		1-	B	b3
D 2032	DIODE				1SS400G T2R	G2070934		1-	B	c3
D 2033	DIODE				CDZT2R10B	G2071410		1-	B	c3
D 2035	DIODE				RB751S-40TE61	G2070850		1-	B	b3
D 2036	DIODE				1SS400G T2R	G2070934		1-	B	c1
DS2001	LCD MODULE				OPTO1097GF	Q7000678		1-		
FB2001	FERRITE BEADS				BLM15AG121SN1D	L1690843		1-	B	b2
FB2002	FERRITE BEADS				BLM15AG121SN1D	L1690843		1-	B	b1
FB2003	FERRITE BEADS				BLM15AG121SN1D	L1690843		1-	B	a2
FB2004	FERRITE BEADS				BLM15AG121SN1D	L1690843		1-	B	a2
FB2005	FERRITE BEADS				BLM15AG121SN1D	L1690843		1-	B	a2
FB2007	FERRITE BEADS				BLM15AG121SN1D	L1690843		1-	B	a3
FB2008	FERRITE BEADS				BLM15AG121SN1D	L1690843		1-	B	a3
FB2009	FERRITE BEADS				BLM15AG121SN1D	L1690843		1-	B	a3
FB2010	FERRITE BEADS				BLM15AG121SN1D	L1690843		1-	B	a3
FB2011	FERRITE BEADS				BLM15AG121SN1D	L1690843		1-	B	a3
J 2001	CONNECTOR				AYF530535	P1091578		1-	B	a2
J 2002	CONNECTOR				AYF530435	P1091570		1-	A	A1
J 2003	CONNECTOR				AYF533035	P1091490		1-	A	B1
J 2004	CONNECTOR				AXK5S50037YG	P1091359		1-	B	a4
J 2005	CONNECTOR				MJC-046-C1-3.5-T	P1091309		1-	B	a3
J 2006	CONNECTOR				SCHA4B0415	P0091594		1-	B	a1
J 2007	CONNECTOR				AXK824145WG	P0091600		1-	B	b4
J 2008	CONTACT				IPS-4104T-01Y900	S5000404		1-	A	A5
J 2009	CONTACT				IPS-4104T-01Y900	S5000404		1-	A	A5
J 2010	CONTACT				IPS-4104T-01Y900	S5000404		1-	B	b1
J 2011	CONTACT				IPS-4104T-01Y900	S5000404		1-	B	a1
J 2012	CONTACT				IPS-4104T-01Y900	S5000404		1-	B	c1
J 2013	CONTACT				IPS-4104T-01Y900	S5000404		1-	B	a1
L 2002	M.RFC	1uH		10%	LK1005 1R0K-T	L1691715		1-	B	a2
L 2003	M.RFC	1uH			LK1608 1R0K-T	L1690687		1-	B	b2
L 2004	M.RFC	10uH			LK1608 100K-T	L1690689		1-	B	a1
L 2005	M.RFC	6.8uH			LK1608 6R8K-T	L1690632		1-	B	a1
L 2006	M.RFC	0.33uH			LK1608 R33K-T	L1690412		1-	B	b4
L 2007	M.RFC	0.012uH			HK1005 12NJ-T	L1691108		1-	B	b1
MD2001	GPS MODULE				MC-1010-Y	Q7000670A		1-	B	b1
Q 2001	TRANSISTOR				2SC5658 T2L Q/R	G3356588		1-	B	c2
Q 2002	FET				RTM002P02(TAPE)	G3070347		1-	B	c4
Q 2003	IC				CMX589AD5	G1094597		1-	B	c4
Q 2004	IC				TS3A24159DGSRG4	G1094892		1-	B	a2
Q 2005	FET				RTM002P02(TAPE)	G3070347		1-	B	a2
Q 2007	TRANSISTOR				DTC144EM T2L	G3070309		1-	B	c2
Q 2008	TRANSISTOR				DTC144EM T2L	G3070309		1-	B	c4

CNTL Unit

Parts List

REF	DESCRIPTION	VALUE	V/W	TOL.	MFR'S DESIG	YAESU P/N	VERS.	LOT	SIDE	LAY ADR
Q 2009	TRANSISTOR				DTC144EM T2L	G3070309		1-	B	c4
Q 2010	IC				ADM3202ARUZ	G1094022		1-	B	a2
Q 2013	TRANSISTOR				DTC144EM T2L	G3070309		1-	B	b4
Q 2014	TRANSISTOR				DTA144EM T2L	G3070310		1-	B	a2
Q 2015	FET				2SK3541 T2L	G3835417		1-	B	a2
Q 2016	TRANSISTOR				DTC144EM T2L	G3070309		1-	B	a2
Q 2017	IC				XC61GN3302HR-G	G1095116		1-	B	c2
Q 2018	IC				XC61GN3302HR-G	G1095116		1-	B	c2
Q 2020	FET				RSE002P03TL	G3070472		1-	B	a2
Q 2022	TRANSISTOR				EMH4T2R	G3070459		1-	B	c4
Q 2023	TRANSISTOR				2SC5658 T2L Q/R	G3356588		1-	B	c4
Q 2024	TRANSISTOR				2SC5658 T2L Q/R	G3356588		1-	B	b4
Q 2027	IC				TS3USB221ERSER	G1095090		1-	B	a2
Q 2030	FET				2SK3541 T2L	G3835417		1-	B	a2
Q 2031	TRANSISTOR				EMH3 T2R	G3070313		1-	A	A1
Q 2032	IC				CMX865AE4	G1094617		1-	B	c4
Q 2033	FET				2SK3541 T2L	G3835417		1-	B	a3
Q 2036	FET				RTM002P02(TAPE)	G3070347		1-	B	a2
Q 2037	FET				RTM002P02(TAPE)	G3070347		1-	B	a2
Q 2044	TRANSISTOR				EMH3 T2R	G3070313		1-	A	A1
Q 2046	TRANSISTOR				DTC143ZE TL	G3070102		1-	A	A4
Q 2049	TRANSISTOR				2SC5658 T2L Q/R	G3356588		1-	A	C2
Q 2050	IC				NJU3713AV(TE1)	G1094850		1-	B	c3
Q 2051	TRANSISTOR				2SC5658 T2L Q/R	G3356588		1-	A	C1
Q 2052	TRANSISTOR				DTC143ZM	G3070400		1-	A	B1
Q 2053	IC				R5F61668RN50BGV	G1094952		1-	B	b2
Q 2054	TRANSISTOR				DTC143ZM	G3070400		1-	A	B1
Q 2055	TRANSISTOR				DTC143ZM	G3070400		1-	A	A1
Q 2056	FET				RTM002P02(TAPE)	G3070347		1-	B	c1
Q 2057	TRANSISTOR				EMD22 T2R	G3070402		1-	A	B1
Q 2058	TRANSISTOR				EMD22 T2R	G3070402		1-	A	B1
Q 2059	TRANSISTOR				2SC5658 T2L Q/R	G3356588		1-	B	c2
Q 2060	IC				R5F5630BCDLK#U0	G1095120		1-	B	b1
Q 2061	TRANSISTOR				2SC5646A(TAPE)	G3356468		1-	B	a1
Q 2062	IC				S-24CM01CI-J8T1U4	G1095023*		1-	B	b2
Q 2063	IC				S-35190A-I8T1G	G1094590		1-	B	c1
Q 2064	TRANSISTOR				2SC5646A(TAPE)	G3356468		1-	B	a2
Q 2065	IC				TMS320VC5509AZHH	G1094763		1-	B	b3
Q 2066	TRANSISTOR				DTC144EM T2L	G3070309		1-	B	b3
Q 2067	FET				2SK3541 T2L	G3835417		1-	B	c4
Q 2068	FET				2SK3541 T2L	G3835417		1-	B	c4
Q 2069	FET				RZM002P02	G3070432		1-	B	c4
Q 2070	TRANSISTOR				2SC5658 T2L Q/R	G3356588		1-	B	b4
Q 2071	FET				RZM002P02	G3070432		1-	B	b4
Q 2072	FET				RTM002P02(TAPE)	G3070347		1-	B	a1
Q 2073	FET				RSE002P03TL	G3070472		1-	B	b3
Q 2074	FET				2SK3541 T2L	G3835417		1-	B	b3
Q 2075	IC				TDA2822D013TR	G1091542		1-	B	a4
Q 2076	IC				LM2904PWR	G1094010		1-	B	c3
Q 2078	IC				TPS73101DBVR	G1095096		1-	B	b3
Q 2079	TRANSISTOR				DTC144EM T2L	G3070309		1-	B	b5
Q 2081	IC				TS3A24159DGSRG4	G1094892		1-	B	a4
Q 2082	IC				R2A20178NP	G1094776		1-	B	b4
Q 2083	IC				SSM2602CPZ-REEL7	G1094762		1-	B	b4
Q 2084	TRANSISTOR				2SC5646A(TAPE)	G3356468		1-	B	b4
Q 2085	IC				LM2904PWR	G1094010		1-	B	b4
Q 2087	TRANSISTOR				DTC144EM T2L	G3070309		1-	B	c3
Q 2088	IC				S29AL016J70BF1010E YR2021	G1095138		1-	B	b3
Q 2088	IC				S29AL016J70BF1010E YR2071	G1095246		15-	B	b3
Q 2090	TRANSISTOR				EMD2 T2R	G3070312		1-	B	c3
Q 2091	IC				LY62L5128GL-55SLI	G1095114		1-	B	c2
Q 2092	TRANSISTOR				DTC144EM T2L	G3070309		1-	B	c1
Q 2093	IC				TS3USB221ERSER	G1095090		1-	B	b2
Q 2094	IC				TAR5S33U(TE85L.F)	G1094549		1-	B	b1
R 2001	CHIP RES.	100k	1/16W	5%	RMC1/16S 104JTH	J24189049		1-	B	b4
R 2002	CHIP RES.	0	1/16W	5%	RMC1/16S JPTH	J24189070		1-	B	b2
R 2003	CHIP RES.	2.2k	1/16W	5%	RMC1/16S 222JTH	J24189029		1-	B	b4
R 2004	CHIP RES.	470k	1/16W	5%	RMC1/16S 474JTH	J24189057		1-	B	a2
R 2005	CHIP RES.	15k	1/16W	5%	RMC1/16S 153JTH	J24189039		1-	B	c2
R 2010	CHIP RES.	100	1/16W	5%	RMC1/16S 101JTH	J24189013		1-	B	c4
R 2011	CHIP RES.	390k	1/16W	5%	RMC1/16S 394JTH	J24189056		1-	B	c2
R 2012	CHIP RES.	1k	1/16W	0.5%	RR0510P-102-D	J24189119		1-	B	b2
R 2013	CHIP RES.	1k	1/16W	0.5%	RR0510P-102-D	J24189119		1-	B	b2

* Please Contact YAESU when replacing this part.

CNTL Unit

Parts List

REF	DESCRIPTION	VALUE	V/W	TOL.	MFR'S DESIG	YAESU P/N	VERS.	LOT	SIDE	LAY ADR
R 2018	CHIP RES.	47k	1/16W	5%	RMC1/16S 473JTH	J24189045		1-	B	c4
R 2021	CHIP RES.	10k	1/16W	5%	RMC1/16S 103JTH	J24189037		1-	B	c4
R 2023	CHIP RES.	22k	1/16W	5%	RMC1/16S 223JTH	J24189041		1-	B	c2
R 2029	CHIP RES.	22k	1/16W	5%	RMC1/16S 223JTH	J24189041		1-	B	c2
R 2033	CHIP RES.	10k	1/16W	5%	RMC1/16S 103JTH	J24189037		1-	B	c4
R 2036	CHIP RES.	47k	1/16W	5%	RMC1/16S 473JTH	J24189045		1-	B	b4
R 2037	CHIP RES.	100k	1/16W	5%	RMC1/16S 104JTH	J24189049		1-	B	a2
R 2038	CHIP RES.	100k	1/16W	5%	RMC1/16S 104JTH	J24189049		1-	B	b1
R 2039	CHIP RES.	4.7k	1/16W	5%	RMC1/16S 472JTH	J24189033		1-	B	c4
R 2040	CHIP RES.	47k	1/16W	5%	RMC1/16S 473JTH	J24189045		1-	B	b4
R 2041	CHIP RES.	15k	1/16W	5%	RMC1/16S 153JTH	J24189039		1-	B	a2
R 2048	CHIP RES.	100k	1/16W	5%	RMC1/16S 104JTH	J24189049		1-	B	c4
R 2049	CHIP RES.	82k	1/16W	0.5%	MCR01MZPD8202	J24189385		1-	B	c2
R 2050	CHIP RES.	150k	1/16W	0.5%	MCR01MZPD1503	J24189328		1	B	c2
R 2050	CHIP RES.	100k	1/16W	0.5%	MCR01MZPD1003	J24189386		2-	B	c2
R 2051	CHIP RES.	22k	1/16W	5%	RMC1/16S 223JTH	J24189041		1-	B	c2
R 2052	CHIP RES.	100k	1/16W	5%	RMC1/16S 104JTH	J24189049		1-	B	b4
R 2053	CHIP RES.	100k	1/16W	5%	RMC1/16S 104JTH	J24189049		1-	B	b4
R 2054	CHIP RES.	6.8	1/16W	5%	RMC1/16S 6R8JTH	J24189068		1-	B	a2
R 2055	CHIP RES.	10k	1/16W	5%	RMC1/16S 103JTH	J24189037		1-	B	c4
R 2056	CHIP RES.	22	1/16W	0.5%	RR0510R-220-D	J24189079		1-	B	a2
R 2057	CHIP RES.	6.8	1/16W	5%	RMC1/16S 6R8JTH	J24189068		1-	B	a2
R 2061	CHIP RES.	47k	1/16W	5%	RMC1/16S 473JTH	J24189045		1-	B	b4
R 2062	CHIP RES.	47k	1/16W	5%	RMC1/16S 473JTH	J24189045		1-	B	b4
R 2063	CHIP RES.	100k	1/16W	5%	RMC1/16S 104JTH	J24189049		1-	B	c4
R 2064	CHIP RES.	100k	1/16W	5%	RMC1/16S 104JTH	J24189049		1-	B	c4
R 2065	CHIP RES.	22	1/16W	0.5%	RR0510R-220-D	J24189079		1-	B	a2
R 2066	CHIP RES.	10k	1/16W	5%	RMC1/16S 103JTH	J24189037		1-	B	c4
R 2067	CHIP RES.	100k	1/16W	5%	RMC1/16S 104JTH	J24189049		1-	B	c4
R 2074	CHIP RES.	330k	1/16W	0.5%	MCR01MZPD3303	J24189330		1-	B	b2
R 2075	CHIP RES.	68k	1/16W	0.5%	MCR01MZPD6802	J24189384		1-	B	b2
R 2076	CHIP RES.	10k	1/16W	5%	RMC1/16S 103JTH	J24189037		1-	B	c4
R 2077	CHIP RES.	1.8k	1/16W	5%	RMC1/16S 182JTH	J24189028		1-	A	A1
R 2078	CHIP RES.	100k	1/16W	5%	RMC1/16S 104JTH	J24189049		1-	B	c4
R 2082	CHIP RES.	47k	1/16W	5%	RMC1/16S 473JTH	J24189045		1-	B	a2
R 2083	CHIP RES.	330k	1/16W	5%	RMC1/16S 334JTH	J24189055		1-	B	a2
R 2086	CHIP RES.	10k	1/16W	5%	RMC1/16S 103JTH	J24189037		1-	A	A1
R 2087	CHIP RES.	1.5k	1/16W	0.5%	RR0510P-152-D	J24189123		1-	B	a2
R 2088	CHIP RES.	100	1/16W	5%	RMC1/16S 101JTH	J24189013		1-	B	c4
R 2091	CHIP RES.	47	1/16W	5%	RMC1/16S 470JTH	J24189009		1-	A	A1
R 2092	CHIP RES.	47	1/16W	5%	RMC1/16S 470JTH	J24189009		1-	A	A1
R 2093	CHIP RES.	100	1/16W	5%	RMC1/16S 101JTH	J24189013		1-	A	A1
R 2094	CHIP RES.	470k	1/16W	5%	RMC1/16S 474JTH	J24189057		1-	B	a2
R 2095	CHIP RES.	3.9k	1/16W	5%	RMC1/16S 392JTH	J24189032		1-	A	A1
R 2096	CHIP RES.	47k	1/16W	5%	RMC1/16S 473JTH	J24189045		1-	B	a3
R 2097	CHIP RES.	4.7k	1/16W	5%	RMC1/16S 472JTH	J24189033		1-	B	a3
R 2098	CHIP RES.	330k	1/16W	5%	RMC1/16S 334JTH	J24189055		1	B	b2
R 2098	CHIP RES.	270k	1/16W	5%	RMC1/16S 274JTH	J24189054		2-	B	b2
R 2099	CHIP RES.	47k	1/16W	5%	RMC1/16S 473JTH	J24189045		1-	B	a2
R 2100	CHIP RES.	47k	1/16W	5%	RMC1/16S 473JTH	J24189045		1-	B	a2
R 2101	CHIP RES.	47k	1/16W	5%	RMC1/16S 473JTH	J24189045		1-	B	a2
R 2102	CHIP RES.	47k	1/16W	5%	RMC1/16S 473JTH	J24189045		1-	B	c4
R 2103	CHIP RES.	47k	1/16W	5%	RMC1/16S 473JTH	J24189045		1-	B	a2
R 2108	CHIP RES.	100k	1/16W	5%	RMC1/16S 104JTH	J24189049		1-	A	A4
R 2111	CHIP RES.	39	1/16W	5%	RMC1/16S 390JTH	J24189008		1-	A	C2
R 2112	CHIP RES.	33k	1/16W	5%	RMC1/16S 333JTH	J24189043		1-	A	A4
R 2119	CHIP RES.	39	1/16W	5%	RMC1/16S 390JTH	J24189008		1-	A	C2
R 2120	CHIP RES.	47k	1/16W	5%	RMC1/16S 473JTH	J24189045		1-	A	C2
R 2121	CHIP RES.	27k	1/16W	0.5%	RR0510R-273-D	J24189153		1-	B	c2
R 2122	CHIP RES.	1k	1/16W	5%	RMC1/16S 102JTH	J24189025		1-	A	C2
R 2123	CHIP RES.	5.6	1/16W	5%	RMC1/16S 5R6JTH	J24189067		1-	A	C1
R 2124	CHIP RES.	5.6	1/16W	5%	RMC1/16S 5R6JTH	J24189067		1-	A	C1
R 2125	CHIP RES.	100k	1/16W	5%	RMC1/16S 104JTH	J24189049		1-	B	c2
R 2126	CHIP RES.	47k	1/16W	5%	RMC1/16S 473JTH	J24189045		1-	A	C2
R 2127	CHIP RES.	1.8k	1/16W	5%	RMC1/16S 182JTH	J24189028		1-	A	C2
R 2128	CHIP RES.	4.7k	1/16W	5%	RMC1/16S 472JTH	J24189033		1-	B	b2
R 2129	CHIP RES.	10k	1/16W	5%	RMC1/16S 103JTH	J24189037		1-	A	C1
R 2130	CHIP RES.	470k	1/16W	5%	RMC1/16S 474JTH	J24189057		1-	B	c1
R 2131	CHIP RES.	15k	1/16W	5%	RMC1/16S 153JTH	J24189039		1-	B	c2
R 2133	CHIP RES.	0	1/16W	5%	RMC1/16S JPTH	J24189070		1-	B	b1
R 2134	CHIP RES.	390k	1/16W	5%	RMC1/16S 394JTH	J24189056		1-	B	c2
R 2135	CHIP RES.	1k	1/16W	0.5%	RR0510P-102-D	J24189119		1-	A	A1
R 2136	CHIP RES.	1k	1/16W	0.5%	RR0510P-102-D	J24189119		1-	A	A1

CNTL Unit

Parts List

REF	DESCRIPTION	VALUE	V/W	TOL.	MFR'S DESIG	YAESU P/N	VERS.	LOT	SIDE	LAY ADR
R 2137	CHIP RES.	47k	1/16W	5%	RMC1/16S 473JTH	J24189045		1-	A	B1
R 2138	CHIP RES.	1M	1/16W	5%	RMC1/16S 105JTH	J24189061		1-	B	a1
R 2139	CHIP RES.	4.7k	1/16W	5%	RMC1/16S 472JTH	J24189033		1-	B	a1
R 2140	CHIP RES.	10k	1/16W	5%	RMC1/16S 103JTH	J24189037		1-	B	c1
R 2141	CHIP RES.	47k	1/16W	5%	RMC1/16S 473JTH	J24189045		1-	B	b2
R 2142	CHIP RES.	1k	1/16W	5%	RMC1/16S 102JTH	J24189025		1-	B	c1
R 2143	CHIP RES.	22k	1/16W	5%	RMC1/16S 223JTH	J24189041		1-	B	b2
R 2144	CHIP RES.	1M	1/16W	5%	RMC1/16S 105JTH	J24189061		1-	B	a1
R 2145	CHIP RES.	4.7k	1/16W	5%	RMC1/16S 472JTH	J24189033		1-	B	a2
R 2146	CHIP RES.	4.7k	1/16W	5%	RMC1/16S 472JTH	J24189033		1-	B	b4
R 2147	CHIP RES.	4.7k	1/16W	5%	RMC1/16S 472JTH	J24189033		1-	B	b4
R 2148	CHIP RES.	4.7k	1/16W	5%	RMC1/16S 472JTH	J24189033		1-	B	b3
R 2149	CHIP RES.	6.8k	1/16W	5%	RMC1/16S 682JTH	J24189035		1-	B	b3
R 2150	CHIP RES.	4.7k	1/16W	5%	RMC1/16S 472JTH	J24189033		1-	B	b3
R 2151	CHIP RES.	47k	1/16W	5%	RMC1/16S 473JTH	J24189045		1-	B	b3
R 2154	CHIP RES.	100k	1/16W	5%	RMC1/16S 104JTH	J24189049		1-	B	b5
R 2155	CHIP RES.	100k	1/16W	5%	RMC1/16S 104JTH	J24189049		1-	B	c4
R 2156	CHIP RES.	47k	1/16W	5%	RMC1/16S 473JTH	J24189045		1-	B	b4
R 2157	CHIP RES.	100k	1/16W	5%	RMC1/16S 104JTH	J24189049		1-	B	c3
R 2158	CHIP RES.	100k	1/16W	5%	RMC1/16S 104JTH	J24189049		1-	B	b4
R 2159	CHIP RES.	100k	1/16W	5%	RMC1/16S 104JTH	J24189049		1-	B	c4
R 2160	CHIP RES.	1	1/16W	5%	RMC1/16S 1R0JTH	J24189319		1-	B	a4
R 2164	CHIP RES.	470k	1/16W	5%	RMC1/16S 474JTH	J24189057		1-	B	a1
R 2165	CHIP RES.	1k	1/16W	5%	RMC1/16S 102JTH	J24189025		1-	B	a5
R 2166	CHIP RES.	10k	1/16W	5%	RMC1/16S 103JTH	J24189037		1-	B	b4
R 2167	CHIP RES.	10k	1/16W	5%	RMC1/16S 103JTH	J24189037		1-	B	b3
R 2168	CHIP RES.	10k	1/16W	5%	RMC1/16S 103JTH	J24189037		1-	B	b3
R 2169	CHIP RES.	10k	1/16W	5%	RMC1/16S 103JTH	J24189037		1-	B	b3
R 2170	CHIP RES.	10k	1/16W	5%	RMC1/16S 103JTH	J24189037		1-	B	b4
R 2171	CHIP RES.	10k	1/16W	5%	RMC1/16S 103JTH	J24189037		1-	B	b3
R 2172	CHIP RES.	10k	1/16W	5%	RMC1/16S 103JTH	J24189037		1-	B	b3
R 2173	CHIP RES.	10k	1/16W	5%	RMC1/16S 103JTH	J24189037		1-	B	b3
R 2174	CHIP RES.	10k	1/16W	5%	RMC1/16S 103JTH	J24189037		1-	B	b3
R 2175	CHIP RES.	10k	1/16W	5%	RMC1/16S 103JTH	J24189037		1-	B	b3
R 2176	CHIP RES.	10k	1/16W	5%	RMC1/16S 103JTH	J24189037		1-	B	b3
R 2177	CHIP RES.	10k	1/16W	5%	RMC1/16S 103JTH	J24189037		1-	B	b3
R 2178	CHIP RES.	1k	1/16W	5%	RMC1/16S 102JTH	J24189025		1-	B	c3
R 2179	CHIP RES.	1.2k	1/16W	5%	RMC1/16S 122JTH	J24189026		1-	B	c3
R 2180	CHIP RES.	2.2k	1/16W	5%	RMC1/16S 222JTH	J24189029		1-	B	b3
R 2181	CHIP RES.	4.7	1/16W	5%	RMC1/16S 4R7JTH	J24189066		1-	B	a5
R 2182	CHIP RES.	470k	1/16W	5%	RMC1/16S 474JTH	J24189057		1-	B	b3
R 2184	CHIP RES.	10k	1/16W	5%	RMC1/16S 103JTH	J24189037		1-	B	c3
R 2185	CHIP RES.	10k	1/16W	5%	RMC1/16S 103JTH	J24189037		1-	B	c3
R 2186	CHIP RES.	100k	1/16W	5%	RMC1/16S 104JTH	J24189049		1-	B	a1
R 2187	CHIP RES.	100k	1/16W	5%	RMC1/16S 104JTH	J24189049		1-	B	a1
R 2188	CHIP RES.	100	1/16W	5%	RMC1/16S 101JTH	J24189013		1-	B	a3
R 2189	CHIP RES.	180k	1/16W	0.5%	MCR01MZPD1803	J24189388		1-	B	c3
R 2190	CHIP RES.	150k	1/16W	0.5%	MCR01MZPD1503	J24189328		1-	B	c3
R 2191	CHIP RES.	100k	1/16W	5%	RMC1/16S 104JTH	J24189049		1-	B	a1
R 2192	CHIP RES.	10	1/16W	0.5%	RR0510R-100-D	J24189071		1-	B	b3
R 2193	CHIP RES.	100k	1/16W	5%	RMC1/16S 104JTH	J24189049		1-	B	a3
R 2194	CHIP RES.	4.7	1/16W	5%	RMC1/16S 4R7JTH	J24189066		1-	B	a5
R 2195	CHIP RES.	470k	1/16W	5%	RMC1/16S 474JTH	J24189057		1-	B	a1
R 2196	CHIP RES.	100k	1/16W	5%	RMC1/16S 104JTH	J24189049		1-	B	a1
R 2197	CHIP RES.	100k	1/16W	5%	RMC1/16S 104JTH	J24189049		1-	B	a1
R 2199	CHIP RES.	1k	1/16W	5%	RMC1/16S 102JTH	J24189025		1-	B	a5
R 2201	CHIP RES.	47k	1/16W	5%	RMC1/16S 473JTH	J24189045		1-	B	c3
R 2203	CHIP RES.	47k	1/16W	5%	RMC1/16S 473JTH	J24189045		1-	B	c3
R 2204	CHIP RES.	100k	1/16W	0.5%	MCR01MZPD1003	J24189386		1-	B	c3
R 2206	CHIP RES.	220k	1/16W	0.5%	MCR01MZPD2203	J24189389		1-	B	c4
R 2207	CHIP RES.	1M	1/16W	5%	RMC1/16S 105JTH	J24189061		1-	B	b5
R 2212	CHIP RES.	47k	1/16W	5%	RMC1/16S 473JTH	J24189045		1-	B	b5
R 2213	CHIP RES.	10k	1/16W	5%	RMC1/16S 103JTH	J24189037		1-	B	b5
R 2218	CHIP RES.	100k	1/16W	5%	RMC1/16S 104JTH	J24189049		1-	B	b4
R 2219	CHIP RES.	27k	1/16W	5%	RMC1/16S 273JTH	J24189042		1-	B	b5
R 2220	CHIP RES.	10k	1/16W	5%	RMC1/16S 103JTH	J24189037		1-	B	b3
R 2221	CHIP RES.	100k	1/16W	5%	RMC1/16S 104JTH	J24189049		1-	B	b4
R 2223	CHIP RES.	10k	1/16W	5%	RMC1/16S 103JTH	J24189037		1-	B	b3
R 2224	CHIP RES.	10k	1/16W	5%	RMC1/16S 103JTH	J24189037		1-	B	b3
R 2228	CHIP RES.	10k	1/16W	5%	RMC1/16S 103JTH	J24189037		1-	B	b3
R 2229	CHIP RES.	10k	1/16W	5%	RMC1/16S 103JTH	J24189037		1-	B	b4
R 2230	CHIP RES.	10k	1/16W	5%	RMC1/16S 103JTH	J24189037		1-	B	b4
R 2234	CHIP RES.	10k	1/16W	5%	RMC1/16S 103JTH	J24189037		1-	B	b3

CNTL Unit

Parts List

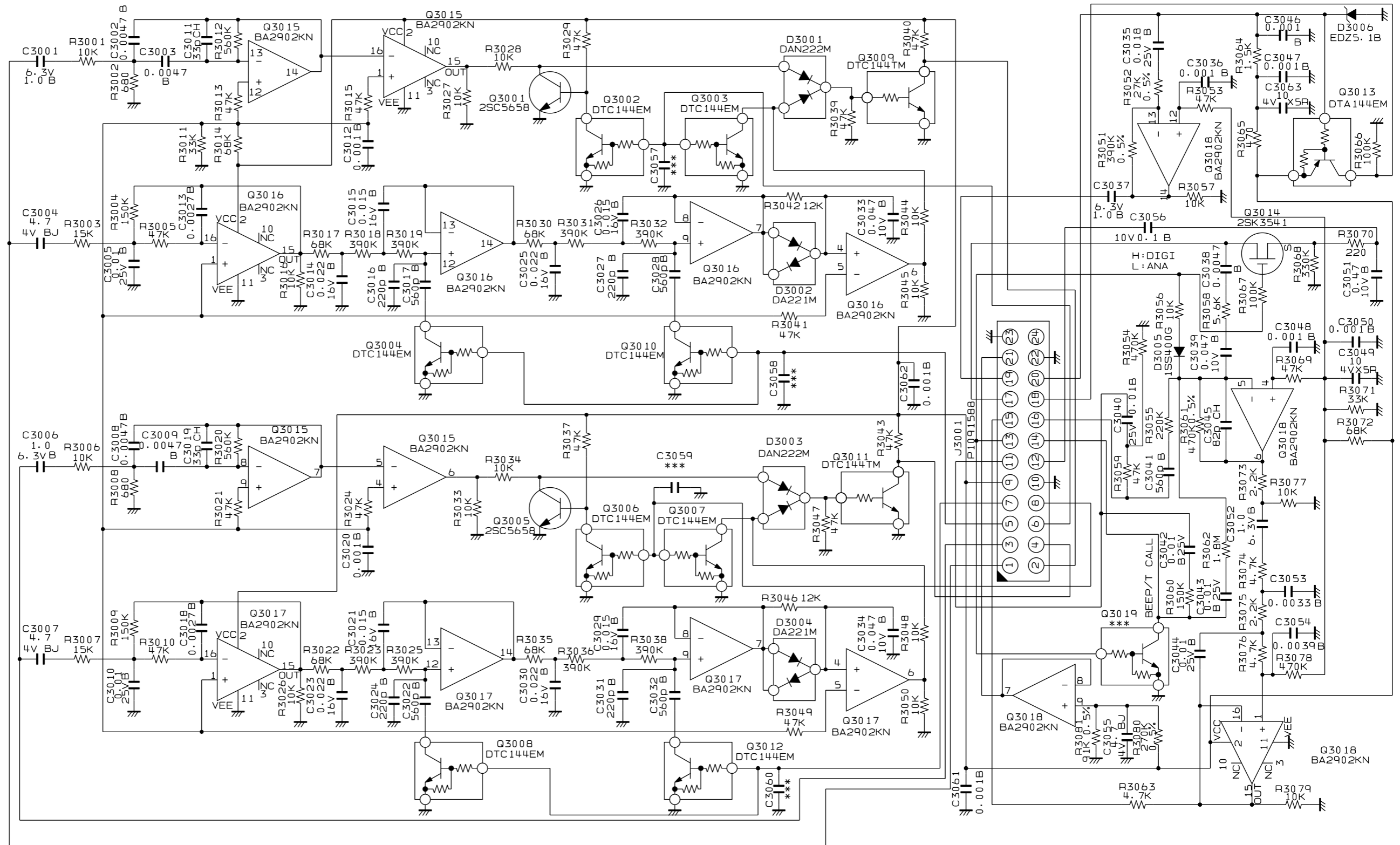
REF	DESCRIPTION	VALUE	V/W	TOL.	MFR'S DESIG	YAESU P/N	VERS.	LOT	SIDE	LAY ADR
R 2235	CHIP RES.	10k	1/16W	5%	RMC1/16S 103JTH	J24189037		1-	B	b3
R 2243	CHIP RES.	10k	1/16W	5%	RMC1/16S 103JTH	J24189037		1-	B	b3
R 2244	CHIP RES.	47k	1/16W	5%	RMC1/16S 473JTH	J24189045		1-	B	b4
R 2245	CHIP RES.	1k	1/16W	5%	RMC1/16S 102JTH	J24189025		1-	B	b4
R 2246	CHIP RES.	1k	1/16W	5%	RMC1/16S 102JTH	J24189025		1-	B	b4
R 2247	CHIP RES.	1k	1/16W	5%	RMC1/16S 102JTH	J24189025		1-	B	b4
R 2249	CHIP RES.	10k	1/16W	5%	RMC1/16S 103JTH	J24189037		1-	B	b4
R 2251	CHIP RES.	330k	1/16W	0.5%	MCR01MZPD3303	J24189330		1-	B	b4
R 2252	CHIP RES.	22	1/16W	5%	RMC1/16S 220JTH	J24189005		1-	B	b3
R 2253	CHIP RES.	180	1/16W	5%	RMC1/16S 181JTH	J24189016		1-	B	b4
R 2255	CHIP RES.	22k	1/16W	5%	RMC1/16S 223JTH	J24189041		1-	B	b4
R 2257	CHIP RES.	330	1/16W	5%	RMC1/16S 331JTH	J24189019		1-	B	b4
R 2258	CHIP RES.	6.8k	1/16W	5%	RMC1/16S 682JTH	J24189035		1-	B	b4
R 2259	CHIP RES.	10k	1/16W	5%	RMC1/16S 103JTH	J24189037		1-	B	b4
R 2263	CHIP RES.	1k	1/16W	5%	RMC1/16S 102JTH	J24189025		1-	B	b4
R 2264	CHIP RES.	3.9k	1/16W	5%	RMC1/16S 392JTH	J24189032		1-	B	b4
R 2265	CHIP RES.	220k	1/16W	0.5%	MCR01MZPD2203	J24189389		1-	B	b4
R 2266	CHIP RES.	47k	1/16W	5%	RMC1/16S 473JTH	J24189045		1-	B	b4
R 2268	CHIP RES.	330k	1/16W	5%	RMC1/16S 334JTH	J24189055		1-	B	b5
R 2269	CHIP RES.	33k	1/16W	0.5%	MCR01MZPD3302	J24189380		1-	B	b4
R 2270	CHIP RES.	47k	1/16W	0.5%	MCR01MZPD4702	J24189382		1-	B	b4
R 2271	CHIP RES.	100k	1/16W	5%	RMC1/16S 104JTH	J24189049		1-	B	b4
R 2272	CHIP RES.	47k	1/16W	5%	RMC1/16S 473JTH	J24189045		1-	B	b4
R 2273	CHIP RES.	100k	1/16W	5%	RMC1/16S 104JTH	J24189049		1-	B	b5
R 2274	CHIP RES.	22	1/16W	5%	RMC1/16S 220JTH	J24189005		1-	B	b4
R 2275	CHIP RES.	1M	1/16W	1%	RMC1/16SK105FTH	J24189541		1-	B	b4
R 2276	CHIP RES.	22	1/16W	5%	RMC1/16S 220JTH	J24189005		1-	B	b4
R 2277	CHIP RES.	1.2k	1/16W	5%	RMC1/16S 122JTH	J24189026		1-	A	A5
R 2278	CHIP RES.	270k	1/16W	0.5%	MCR01MZPD2703	J24189329		1-	B	b4
R 2279	CHIP RES.	10k	1/16W	5%	RMC1/16S 103JTH	J24189037		1-	B	b3
R 2280	CHIP RES.	47k	1/16W	5%	RMC1/16S 473JTH	J24189045		1-	B	b3
R 2281	CHIP RES.	10k	1/16W	5%	RMC1/16S 103JTH	J24189037		1-	B	b3
R 2282	CHIP RES.	4.7k	1/16W	5%	RMC1/16S 472JTH	J24189033		1-	B	c3
R 2283	CHIP RES.	10k	1/16W	5%	RMC1/16S 103JTH	J24189037		1-	B	b4
R 2284	CHIP RES.	10k	1/16W	5%	RMC1/16S 103JTH	J24189037		1-	B	b3
R 2285	CHIP RES.	4.7k	1/16W	5%	RMC1/16S 472JTH	J24189033		1-	B	b3
R 2286	CHIP RES.	4.7k	1/16W	5%	RMC1/16S 472JTH	J24189033		1-	B	b3
R 2287	CHIP RES.	68k	1/16W	5%	RMC1/16S 683JTH	J24189047		1-	B	c3
R 2288	CHIP RES.	33k	1/16W	5%	RMC1/16S 333JTH	J24189043		1-	B	c3
R 2292	CHIP RES.	0	1/16W	5%	RMC1/16S JPTH	J24189070		1-	B	b4
R 2293	CHIP RES.	15k	1/16W	0.5%	RR0510R-153-D	J24189147		1-	B	b3
R 2294	CHIP RES.	47k	1/16W	0.5%	RR0510R-473-D	J24189159		1-	B	b3
R 2295	CHIP RES.	0	1/16W	5%	RMC1/16S JPTH	J24189070		1-	B	b2
R 2296	CHIP RES.	0	1/16W	5%	RMC1/16S JPTH	J24189070		1-	B	b2
R 2298	CHIP RES.	1	1/16W	5%	RMC1/16S 1R0JTH	J24189319		1-	B	a4
R 2299	CHIP RES.	1	1/16W	5%	RMC1/16S 1R0JTH	J24189319		1-	B	b4
R 2300	CHIP RES.	100k	1/16W	5%	RMC1/16S 104JTH	J24189049		1-	B	b4
R 2301	CHIP RES.	0	1/16W	5%	RMC1/16S JPTH	J24189070		1	B	c2
R 2301	CHIP RES.	33k	1/16W	1%	RMC1/16SK333FTH	J24189494		2-	B	c2
R 2302	CHIP RES.	1k	1/16W	5%	RMC1/16S 102JTH	J24189025		1-	B	a2
R 2303	CHIP RES.	1k	1/16W	5%	RMC1/16S 102JTH	J24189025		1-	B	a2
R 2304	CHIP RES.	1k	1/16W	5%	RMC1/16S 102JTH	J24189025		1-	B	a2
R 2305	CHIP RES.	1k	1/16W	5%	RMC1/16S 102JTH	J24189025		1-	B	a2
R 2306	CHIP RES.	47k	1/16W	5%	RMC1/16S 473JTH	J24189045		1-	B	a3
R 2307	CHIP RES.	0	1/16W	5%	RMC1/16S JPTH	J24189070		1-	B	b1
R 2308	CHIP RES.	0	1/16W	5%	RMC1/16S JPTH	J24189070		1-	B	b2
R 2309	CHIP RES.	0	1/16W	5%	RMC1/16S JPTH	J24189070		1-	B	b2
S 2001	TACT SWITCH				SKRMAAE010	N5090140		1-	A	A4
S 2002	TACT SWITCH				SKRMAAE010	N5090140		1-	A	A4
S 2003	TACT SWITCH				SKRMAAE010	N5090140		1-	A	B4
S 2004	TACT SWITCH				SKRMAAE010	N5090140		1-	A	B4
S 2005	TACT SWITCH				SKRMAAE010	N5090140		1-	A	B4
S 2006	TACT SWITCH				SKRMAAE010	N5090140		1-	A	C4
S 2007	TACT SWITCH				SKRMAAE010	N5090140		1-	A	C4
S 2008	TACT SWITCH				EVQP8403M	N5090173		1-	B	c3
S 2009	TACT SWITCH				EVQP8403M	N5090173		1-	B	c1
S 2010	TACT SWITCH				EVQP8403M	N5090173		1-	B	c3
S 2011	TACT SWITCH				EVQP8403M	N5090173		1-	B	c2
SC2001	SHIELD CASE				(DSP)	RA6024300		1-	B	b3
TH2001	THERMISTOR				NCP15WL473J03RC	G9090175		1-	B	c2
X 2001	XTAL OSC	4.9152MHZ			NZ2520SB 4.9152MHZ	H9501500		1-	B	c4
X 2002	XTAL OSC	6.144MHZ			NZ2520SB 6.144MHZ	H9501510		1-	B	c4
X 2003	XTAL NX3225SA	12MHZ			12.000MHZ	H0103441		1-	B	a1

CNTL Unit

Parts List

REF	DESCRIPTION	VALUE	V/W	TOL.	MFR'S DESIG	YAESU P/N	VERS.	LOT	SIDE	LAY ADR
X 2004	XTAL NX3225SA	16MHz			16.000MHZ	H0103415		1-	B	a1
X 2005	XTAL NX3215SA	32.768kHz			32.768KHZ 7P	H0103399		1-	B	c1
X 2006	TCXO	18.432MHz			TTS18NSE-A11 18.432M	H9501220		1-	B	b4

SUB Unit Circuit Diagram



SUB Unit

Parts List

REF	DESCRIPTION	VALUE	V/W	TOL.	MFR'S DESIG	YAESU P/N	VERS.	LOT	SIDE	LAY ADR
C 3001	CHIP CAP.	1uF	6.3V	B	GRM155B30J105KE18D	K22088803		1-	A	
C 3002	CHIP CAP.	0.0047uF	50V	B	GRM155B11H472KA01D	K22178838		1-	A	
C 3003	CHIP CAP.	0.0047uF	50V	B	GRM155B11H472KA01D	K22178838		1-	A	
C 3004	CHIP CAP.	4.7uF	4V	BJ	AMK105BJ475MV-F	K22068801		1-	A	
C 3005	CHIP CAP.	0.01uF	25V	B	GRM155B11E103KA01D	K22148834		1-	A	
C 3006	CHIP CAP.	1uF	6.3V	B	GRM155B30J105KE18D	K22088803		1-	A	
C 3007	CHIP CAP.	4.7uF	4V	BJ	AMK105BJ475MV-F	K22068801		1-	A	
C 3008	CHIP CAP.	0.0047uF	50V	B	GRM155B11H472KA01D	K22178838		1-	A	
C 3009	CHIP CAP.	0.0047uF	50V	B	GRM155B11H472KA01D	K22178838		1-	A	
C 3010	CHIP CAP.	0.01uF	25V	B	GRM155B11E103KA01D	K22148834		1-	A	
C 3011	CHIP CAP.	33pF	50V	CH	GRM1552C1H330JA01D	K22178224		1-	A	
C 3012	CHIP CAP.	0.001uF	50V	B	GRM155B11H102KA01D	K22178809		1-	A	
C 3013	CHIP CAP.	0.0027uF	50V	B	GRM155B11H272KA01D	K22178814		1-	A	
C 3014	CHIP CAP.	0.022uF	16V	B	GRM155B11C223KA01D	K22128806		1-	A	
C 3015	CHIP CAP.	0.015uF	16V	B	GRM155B11C153KA01D	K22128807		1-	A	
C 3016	CHIP CAP.	220pF	50V	B	GRM155B11H221KA01D	K22178801		1-	A	
C 3017	CHIP CAP.	560pF	50V	B	GRM155B11H561KA01D	K22178806		1-	A	
C 3018	CHIP CAP.	0.0027uF	50V	B	GRM155B11H272KA01D	K22178814		1-	A	
C 3019	CHIP CAP.	33pF	50V	CH	GRM1552C1H330JA01D	K22178224		1-	A	
C 3020	CHIP CAP.	0.001uF	50V	B	GRM155B11H102KA01D	K22178809		1-	A	
C 3021	CHIP CAP.	0.015uF	16V	B	GRM155B11C153KA01D	K22128807		1-	A	
C 3022	CHIP CAP.	560pF	50V	B	GRM155B11H561KA01D	K22178806		1-	A	
C 3023	CHIP CAP.	0.022uF	16V	B	GRM155B11C223KA01D	K22128806		1-	A	
C 3024	CHIP CAP.	220pF	50V	B	GRM155B11H221KA01D	K22178801		1-	A	
C 3025	CHIP CAP.	0.022uF	16V	B	GRM155B11C223KA01D	K22128806		1-	A	
C 3026	CHIP CAP.	0.015uF	16V	B	GRM155B11C153KA01D	K22128807		1-	A	
C 3027	CHIP CAP.	220pF	50V	B	GRM155B11H221KA01D	K22178801		1-	A	
C 3028	CHIP CAP.	560pF	50V	B	GRM155B11H561KA01D	K22178806		1-	A	
C 3029	CHIP CAP.	0.015uF	16V	B	GRM155B11C153KA01D	K22128807		1-	A	
C 3030	CHIP CAP.	0.022uF	16V	B	GRM155B11C223KA01D	K22128806		1-	A	
C 3031	CHIP CAP.	220pF	50V	B	GRM155B11H221KA01D	K22178801		1-	A	
C 3032	CHIP CAP.	560pF	50V	B	GRM155B11H561KA01D	K22178806		1-	A	
C 3033	CHIP CAP.	0.047uF	10V	B	GRM155B11A473KA01D	K22108801		1-	A	
C 3034	CHIP CAP.	0.047uF	10V	B	GRM155B11A473KA01D	K22108801		1-	A	
C 3035	CHIP CAP.	0.018uF	25V	B	GRM155B11E183KA61D	K22148835		1-	A	
C 3036	CHIP CAP.	0.001uF	50V	B	GRM155B11H102KA01D	K22178809		1-	A	
C 3037	CHIP CAP.	1uF	6.3V	B	GRM155B30J105KE18D	K22088803		1-	A	
C 3038	CHIP CAP.	0.0047uF	50V	B	GRM155B11H472KA01D	K22178838		1-	A	
C 3039	CHIP CAP.	0.047uF	10V	B	GRM155B11A473KA01D	K22108801		1-	A	
C 3040	CHIP CAP.	0.01uF	25V	B	GRM155B11E103KA01D	K22148834		1-	A	
C 3041	CHIP CAP.	560pF	50V	B	GRM155B11H561KA01D	K22178806		1-	A	
C 3042	CHIP CAP.	0.01uF	25V	B	GRM155B11E103KA01D	K22148834		1-	A	
C 3043	CHIP CAP.	0.01uF	25V	B	GRM155B11E103KA01D	K22148834		1-	A	
C 3044	CHIP CAP.	0.01uF	25V	B	GRM155B11E103KA01D	K22148834		1-	A	
C 3045	CHIP CAP.	82pF	50V	CH	GRM1552C1H820JA01D	K22178234		1-	A	
C 3046	CHIP CAP.	0.001uF	50V	B	GRM155B11H102KA01D	K22178809		1-	A	
C 3047	CHIP CAP.	0.001uF	50V	B	GRM155B11H102KA01D	K22178809		1-	A	
C 3048	CHIP CAP.	0.001uF	50V	B	GRM155B11H102KA01D	K22178809		1-	A	
C 3049	CHIP CAP.	10uF	4V	X5R	GRM155R60G106ME44D	K22179733		1-	A	
C 3050	CHIP CAP.	0.001uF	50V	B	GRM155B11H102KA01D	K22178809		1-	A	
C 3051	CHIP CAP.	0.47uF	10V	B	GRM155B31A474KE14D	K22108812		1-	A	
C 3052	CHIP CAP.	1uF	6.3V	B	GRM155B30J105KE18D	K22088803		1-	A	
C 3053	CHIP CAP.	0.0033uF	50V	B	GRM155B11H332KA01D	K22178815		1-	A	
C 3054	CHIP CAP.	0.0039uF	50V	B	GRM155B11H392KA01D	K22178816		1-	A	
C 3055	CHIP CAP.	4.7uF	4V	BJ	AMK105BJ475MV-F	K22068801		1-	A	
C 3056	CHIP CAP.	0.1uF	10V	B	GRM155B11A104KA01D	K22108802		1-	A	
C 3061	CHIP CAP.	0.001uF	50V	B	GRM155B11H102KA01D	K22178809		1-	A	
C 3062	CHIP CAP.	0.001uF	50V	B	GRM155B11H102KA01D	K22178809		1-	A	
C 3063	CHIP CAP.	10uF	4V	X5R	GRM155R60G106ME44D	K22179733		1-	A	
D 3001	DIODE				DAN222M T2L	G2070936		1-	A	
D 3002	DIODE				DA221M T2L	G2070940		1-	A	
D 3003	DIODE				DAN222M T2L	G2070936		1-	A	
D 3004	DIODE				DA221M T2L	G2070940		1-	A	
D 3005	DIODE				1SS400G T2R	G2070934		1-	A	
D 3006	DIODE				EDZ TE-61 5.1B	G2070998		1-	A	
J 3001	CONNECTOR				AXK724247G	P1091588		1-	B	
Q 3001	TRANSISTOR				2SC5658 T2L Q/R	G3356588		1-	A	
Q 3002	TRANSISTOR				DTC144EM T2L	G3070309		1-	A	
Q 3003	TRANSISTOR				DTC144EM T2L	G3070309		1-	A	
Q 3004	TRANSISTOR				DTC144EM T2L	G3070309		1-	A	
Q 3005	TRANSISTOR				2SC5658 T2L Q/R	G3356588		1-	A	
Q 3006	TRANSISTOR				DTC144EM T2L	G3070309		1-	A	
Q 3007	TRANSISTOR				DTC144EM T2L	G3070309		1-	A	

SUB Unit

Parts List

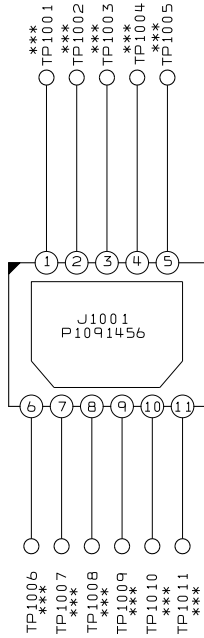
REF	DESCRIPTION	VALUE	V/W	TOL.	MFR'S DESIG	YAESU P/N	VERS.	LOT	SIDE	LAY ADR
Q 3008	TRANSISTOR				DTC144EM T2L	G3070309		1-	A	
Q 3009	TRANSISTOR				DTC144TM T2L	G3070401		1-	A	
Q 3010	TRANSISTOR				DTC144EM T2L	G3070309		1-	A	
Q 3011	TRANSISTOR				DTC144TM T2L	G3070401		1-	A	
Q 3012	TRANSISTOR				DTC144EM T2L	G3070309		1-	A	
Q 3013	TRANSISTOR				DTA144EM T2L	G3070310		1-	A	
Q 3014	FET				2SK3541 T2L	G3835417		1-	A	
Q 3015	IC				BA2902KN	G1094201		1-	A	
Q 3016	IC				BA2902KN	G1094201		1-	A	
Q 3017	IC				BA2902KN	G1094201		1-	A	
Q 3018	IC				BA2902KN	G1094201		1-	A	
R 3001	CHIP RES.	10k	1/16W	5%	RMC1/16S 103JTH	J24189037		1-	A	
R 3002	CHIP RES.	680	1/16W	5%	RMC1/16S 681JTH	J24189023		1-	A	
R 3003	CHIP RES.	15k	1/16W	5%	RMC1/16S 153JTH	J24189039		1-	A	
R 3004	CHIP RES.	150k	1/16W	5%	RMC1/16S 154JTH	J24189051		1-	A	
R 3005	CHIP RES.	47k	1/16W	5%	RMC1/16S 473JTH	J24189045		1-	A	
R 3006	CHIP RES.	10k	1/16W	5%	RMC1/16S 103JTH	J24189037		1-	A	
R 3007	CHIP RES.	15k	1/16W	5%	RMC1/16S 153JTH	J24189039		1-	A	
R 3008	CHIP RES.	680	1/16W	5%	RMC1/16S 681JTH	J24189023		1-	A	
R 3009	CHIP RES.	150k	1/16W	5%	RMC1/16S 154JTH	J24189051		1-	A	
R 3010	CHIP RES.	47k	1/16W	5%	RMC1/16S 473JTH	J24189045		1-	A	
R 3011	CHIP RES.	33k	1/16W	5%	RMC1/16S 333JTH	J24189043		1-	A	
R 3012	CHIP RES.	560k	1/16W	5%	RMC1/16S 564JTH	J24189058		1-	A	
R 3013	CHIP RES.	47k	1/16W	5%	RMC1/16S 473JTH	J24189045		1-	A	
R 3014	CHIP RES.	68k	1/16W	5%	RMC1/16S 683JTH	J24189047		1-	A	
R 3015	CHIP RES.	47k	1/16W	5%	RMC1/16S 473JTH	J24189045		1-	A	
R 3016	CHIP RES.	10k	1/16W	5%	RMC1/16S 103JTH	J24189037		1-	A	
R 3017	CHIP RES.	68k	1/16W	5%	RMC1/16S 683JTH	J24189047		1-	A	
R 3018	CHIP RES.	390k	1/16W	5%	RMC1/16S 394JTH	J24189056		1-	A	
R 3019	CHIP RES.	390k	1/16W	5%	RMC1/16S 394JTH	J24189056		1-	A	
R 3020	CHIP RES.	560k	1/16W	5%	RMC1/16S 564JTH	J24189058		1-	A	
R 3021	CHIP RES.	47k	1/16W	5%	RMC1/16S 473JTH	J24189045		1-	A	
R 3022	CHIP RES.	68k	1/16W	5%	RMC1/16S 683JTH	J24189047		1-	A	
R 3023	CHIP RES.	390k	1/16W	5%	RMC1/16S 394JTH	J24189056		1-	A	
R 3024	CHIP RES.	47k	1/16W	5%	RMC1/16S 473JTH	J24189045		1-	A	
R 3025	CHIP RES.	390k	1/16W	5%	RMC1/16S 394JTH	J24189056		1-	A	
R 3026	CHIP RES.	10k	1/16W	5%	RMC1/16S 103JTH	J24189037		1-	A	
R 3027	CHIP RES.	10k	1/16W	5%	RMC1/16S 103JTH	J24189037		1-	A	
R 3028	CHIP RES.	10k	1/16W	5%	RMC1/16S 103JTH	J24189037		1-	A	
R 3029	CHIP RES.	47k	1/16W	5%	RMC1/16S 473JTH	J24189045		1-	A	
R 3030	CHIP RES.	68k	1/16W	5%	RMC1/16S 683JTH	J24189047		1-	A	
R 3031	CHIP RES.	390k	1/16W	5%	RMC1/16S 394JTH	J24189056		1-	A	
R 3032	CHIP RES.	390k	1/16W	5%	RMC1/16S 394JTH	J24189056		1-	A	
R 3033	CHIP RES.	10k	1/16W	5%	RMC1/16S 103JTH	J24189037		1-	A	
R 3034	CHIP RES.	10k	1/16W	5%	RMC1/16S 103JTH	J24189037		1-	A	
R 3035	CHIP RES.	68k	1/16W	5%	RMC1/16S 683JTH	J24189047		1-	A	
R 3036	CHIP RES.	390k	1/16W	5%	RMC1/16S 394JTH	J24189056		1-	A	
R 3037	CHIP RES.	47k	1/16W	5%	RMC1/16S 473JTH	J24189045		1-	A	
R 3038	CHIP RES.	390k	1/16W	5%	RMC1/16S 394JTH	J24189056		1-	A	
R 3039	CHIP RES.	47k	1/16W	5%	RMC1/16S 473JTH	J24189045		1-	A	
R 3040	CHIP RES.	47k	1/16W	5%	RMC1/16S 473JTH	J24189045		1-	A	
R 3041	CHIP RES.	47k	1/16W	5%	RMC1/16S 473JTH	J24189045		1-	A	
R 3042	CHIP RES.	12k	1/16W	5%	RMC1/16S 123JTH	J24189038		1-	A	
R 3043	CHIP RES.	47k	1/16W	5%	RMC1/16S 473JTH	J24189045		1-	A	
R 3044	CHIP RES.	10k	1/16W	5%	RMC1/16S 103JTH	J24189037		1-	A	
R 3045	CHIP RES.	10k	1/16W	5%	RMC1/16S 103JTH	J24189037		1-	A	
R 3046	CHIP RES.	12k	1/16W	5%	RMC1/16S 123JTH	J24189038		1-	A	
R 3047	CHIP RES.	47k	1/16W	5%	RMC1/16S 473JTH	J24189045		1-	A	
R 3048	CHIP RES.	10k	1/16W	5%	RMC1/16S 103JTH	J24189037		1-	A	
R 3049	CHIP RES.	47k	1/16W	5%	RMC1/16S 473JTH	J24189045		1-	A	
R 3050	CHIP RES.	10k	1/16W	5%	RMC1/16S 103JTH	J24189037		1-	A	
R 3051	CHIP RES.	390k	1/16W	0.5%	MCR01MZPD3903	J24189331		1-	A	
R 3052	CHIP RES.	27k	1/16W	0.5%	RR0510R-273-D	J24189153		1-	A	
R 3053	CHIP RES.	47k	1/16W	5%	RMC1/16S 473JTH	J24189045		1-	A	
R 3054	CHIP RES.	470k	1/16W	5%	RMC1/16S 474JTH	J24189057		1-	A	
R 3055	CHIP RES.	220k	1/16W	5%	RMC1/16S 224JTH	J24189053		1-	A	
R 3056	CHIP RES.	10k	1/16W	5%	RMC1/16S 103JTH	J24189037		1-	A	
R 3057	CHIP RES.	10k	1/16W	5%	RMC1/16S 103JTH	J24189037		1-	A	
R 3058	CHIP RES.	5.6k	1/16W	5%	RMC1/16S 562JTH	J24189034		1-	A	
R 3059	CHIP RES.	47k	1/16W	5%	RMC1/16S 473JTH	J24189045		1-	A	
R 3060	CHIP RES.	150k	1/16W	5%	RMC1/16S 154JTH	J24189051		1-	A	
R 3061	CHIP RES.	470k	1/16W	0.5%	MCR01MZPD4703	J24189332		1-	A	
R 3062	CHIP RES.	1.8M	1/16W	5%	RMC1/16S 185JTH	J24189064		1-	A	

SUB Unit

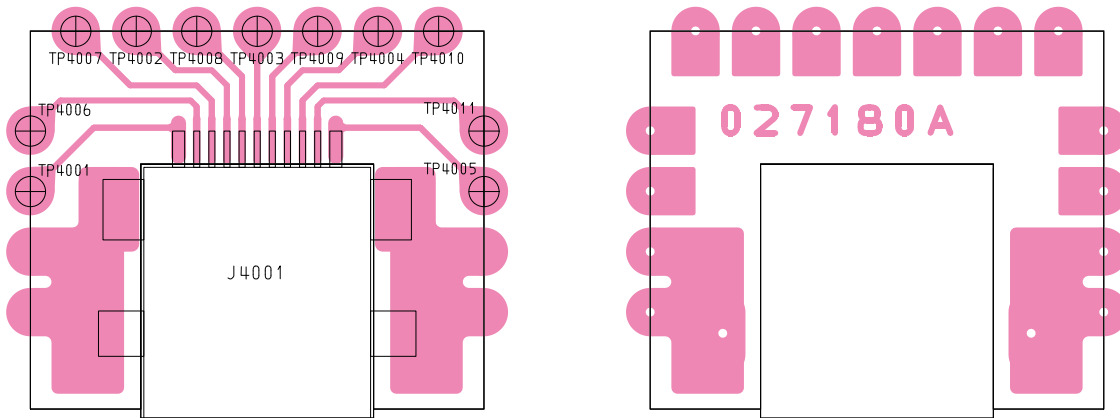
Parts List

REF	DESCRIPTION	VALUE	V/W	TOL.	MFR'S DESIG	YAESU P/N	VERS.	LOT	SIDE	LAY ADR
R 3063	CHIP RES.	4.7k	1/16W	5%	RMC1/16S 472JTH	J24189033		1-	A	
R 3064	CHIP RES.	1.5k	1/16W	5%	RMC1/16S 152JTH	J24189027		1-	A	
R 3065	CHIP RES.	470	1/16W	5%	RMC1/16S 471JTH	J24189021		1-	A	
R 3066	CHIP RES.	100k	1/16W	5%	RMC1/16S 104JTH	J24189049		1-	A	
R 3067	CHIP RES.	100k	1/16W	5%	RMC1/16S 104JTH	J24189049		1-	A	
R 3068	CHIP RES.	330k	1/16W	5%	RMC1/16S 334JTH	J24189055		1-	A	
R 3069	CHIP RES.	47k	1/16W	5%	RMC1/16S 473JTH	J24189045		1-	A	
R 3070	CHIP RES.	220	1/16W	5%	RMC1/16S 221JTH	J24189017		1-	A	
R 3071	CHIP RES.	33k	1/16W	5%	RMC1/16S 333JTH	J24189043		1-	A	
R 3072	CHIP RES.	68k	1/16W	5%	RMC1/16S 683JTH	J24189047		1-	A	
R 3073	CHIP RES.	2.2k	1/16W	5%	RMC1/16S 222JTH	J24189029		1-	A	
R 3074	CHIP RES.	4.7k	1/16W	5%	RMC1/16S 472JTH	J24189033		1-	A	
R 3075	CHIP RES.	2.2k	1/16W	5%	RMC1/16S 222JTH	J24189029		1-	A	
R 3076	CHIP RES.	4.7k	1/16W	5%	RMC1/16S 472JTH	J24189033		1-	A	
R 3077	CHIP RES.	10k	1/16W	5%	RMC1/16S 103JTH	J24189037		1-	A	
R 3078	CHIP RES.	470k	1/16W	5%	RMC1/16S 474JTH	J24189057		1-	A	
R 3079	CHIP RES.	10k	1/16W	5%	RMC1/16S 103JTH	J24189037		1-	A	
R 3080	CHIP RES.	270k	1/16W	0.5%	MCR01MZPD2703	J24189329		1-	A	
R 3081	CHIP RES.	91k	1/16W	0.5%	RR0510P-913-D	J24189594		1-	A	

USB Unit Circuit Diagram



Parts Layout



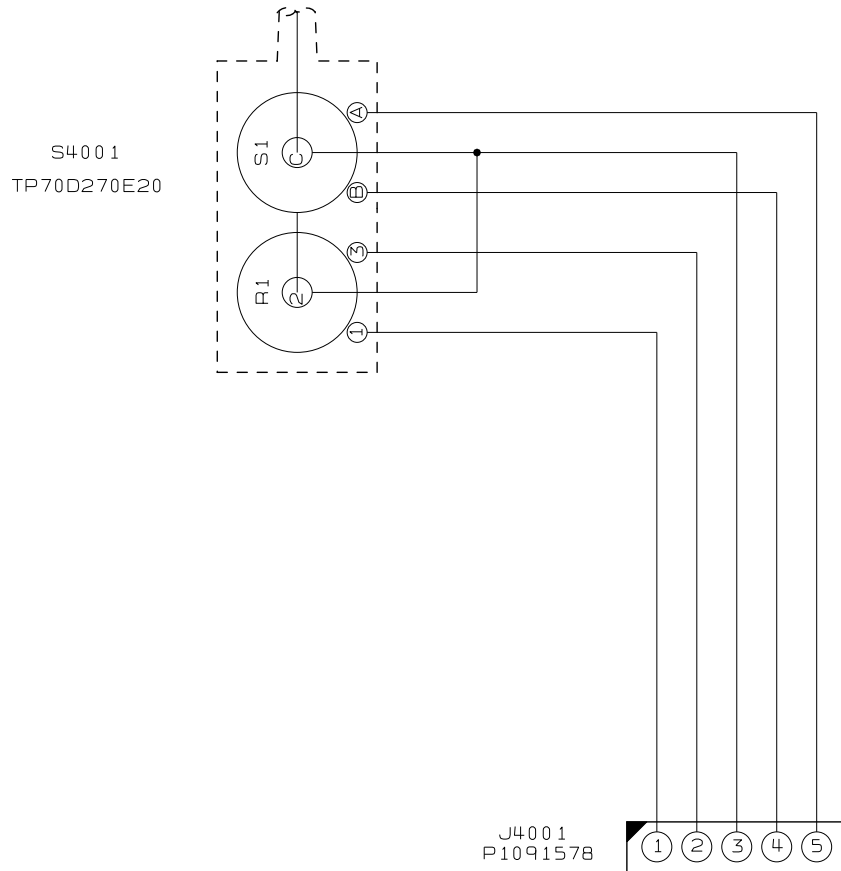
Side A

Side B

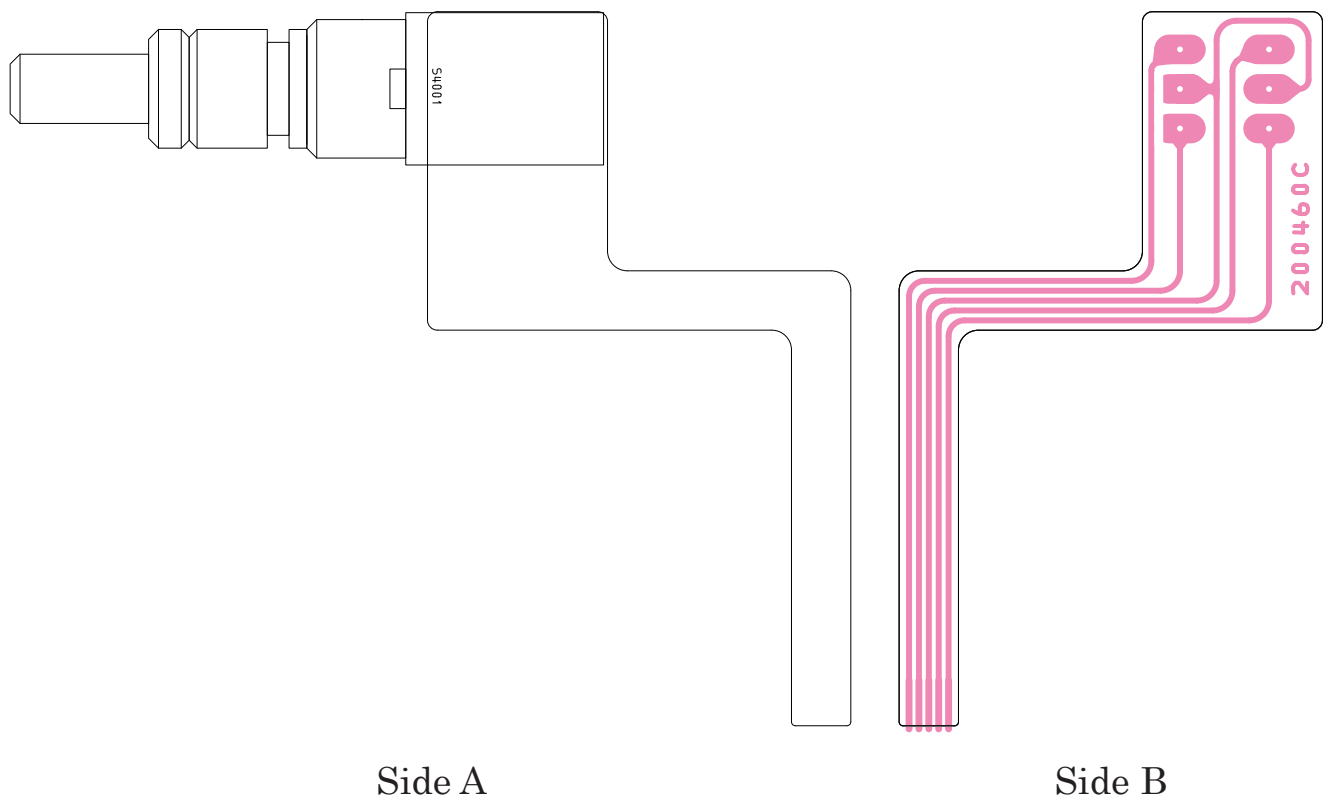
Parts List

REF	DESCRIPTION	VALUE	V/W	TOL.	MFR'S DESIG	YAESU P/N	VERS.	LOT	SIDE	LAY ADR
J 4001	CONNECTOR				AXJ436540G-M	P1091456		1-		

ENC Unit Circuit Diagram



Parts Layout

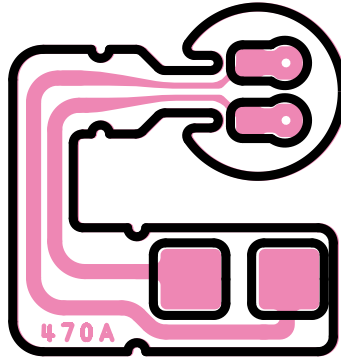


Side A

Side B

MIC Unit

Parts Layout



Parts List

REF	DESCRIPTION	VALUE	V/W	TOL.	MFR'S DESIG	YAESU P/N	VERS.	LOT	SIDE	LAY ADR
	PCB withComponents					CS2394101				
C 0001	CHIP CAP.	0.001uF	50V	B	GRM188B11H102KA01D	K22174821		1-		
MC0001	MICROPHONE ELEMENT				PFO-T6022P-1.5	M3290060		1-		

YAESU

The radio

Copyright 2016
YAESU MUSEN CO., LTD.
All rights reserved

No portion of this manual
may be reproduced without
the permission of
YAESU MUSEN CO., LTD.