





















































































NEMA Configurations Chart

North American Locking Plugs and Receptacles

VOLTAGE	NEMA	15 AMPERE		20 AMPERE		30 AMPERE		50 AMPERE		60 AMPERE	
		RECEPTACLE	PLUG	RECEPTACLE	PLUG	RECEPTACLE	PLUG	RECEPTACLE	PLUG	RECEPTACLE	PLUG
125V	L1	 L1-15R	 L1-15P								
250V	L2			 L2-20R	 L2-20P						
125V	L5	 L5-15R	 L5-15P	 L5-20R	 L5-20P	 L5-30R	 L5-30P				
250V	L6	 L6-15R	 L6-15P	 L6-20R	 L6-20P	 L6-30R	 L6-30P				
277V	L7	 L7-15R	 L7-15P	 L7-20R	 L7-20P	 L7-30R	 L7-30P				
480V	L8			 L8-20R	 L8-20P	 L8-30R	 L8-30P				
600V	L9			 L9-20R	 L9-20P	 L9-30R	 L9-30P				
125/ 250V	L10			 L10-20R	 L10-20P	 L10-30R	 L10-30P				
3Ø250V	L11			 L11-20R	 L11-20P	 L11-30R	 L11-30P				
3Ø480V	L12			 L12-20R	 L12-20P	 L12-30R	 L12-30P				
3Ø600V	L13					 L13-30R	 L13-30P				
125/ 250V	L14			 L14-20R	 L14-20P	 L14-30R	 L14-30P				

NEMA Configurations Chart

North American Locking Plugs and Receptacles

VOLTAGE	NEMA	15 AMPERE		20 AMPERE		30 AMPERE		50 AMPERE		60 AMPERE	
		RECEPTACLE	PLUG	RECEPTACLE	PLUG	RECEPTACLE	PLUG	RECEPTACLE	PLUG	RECEPTACLE	PLUG
3Ø250V	L15										
				L15-20R	L15-20P	L15-30R	L15-30P				
3Ø480V	L16										
				L16-20R	L16-20P	L16-30R	L16-30P				
3Ø600V	L17										
						L17-30R	L17-30P				
3ØY 120/208V	L18										
				L18-20R	L18-20P	L18-30R	L18-30P				
3ØY 277/480V	L19										
				L19-20R	L19-20P	L19-30R	L19-30P				
3ØY 347/600V	L20										
				L20-20R	L20-20P	L20-30R	L20-30P				
3ØY 120/208V	L21										
				L21-20R	L21-20P	L21-30R	L21-30P				
3ØY 277/480V	L22										
				L22-20R	L22-20P	L22-30R	L22-30P				
3ØY 347/600V	L23										
				L23-20R	L23-20P	L23-30R	L23-30P				
347V	L24										
				L24-20R	L24-20P						

Qualtek
Electronics Corporation

7675 Jenther Drive * Mentor, Ohio 44060
Phone: 1-440-951-3300 * Fax: 1-440-951-7252
E-Mail: mailbox@qualtekusa.com