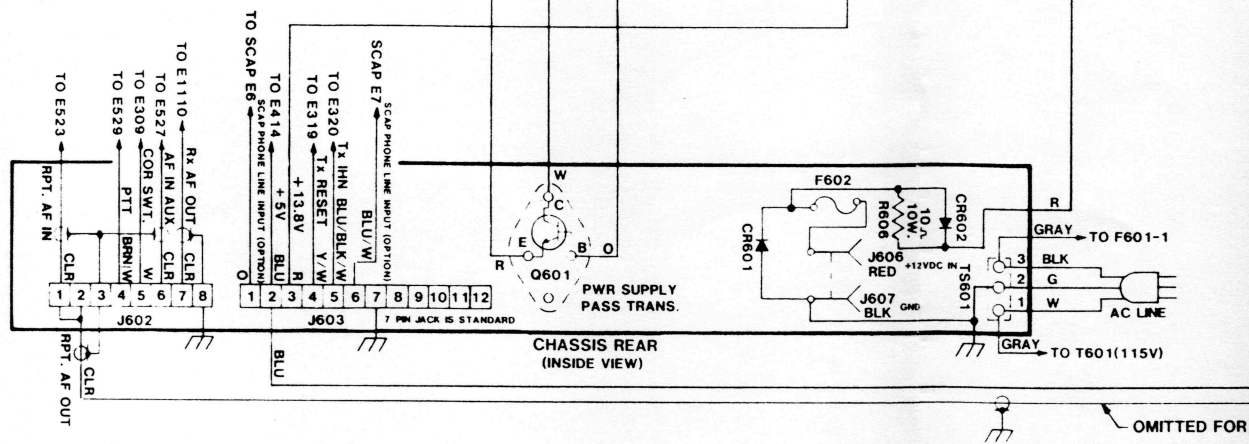
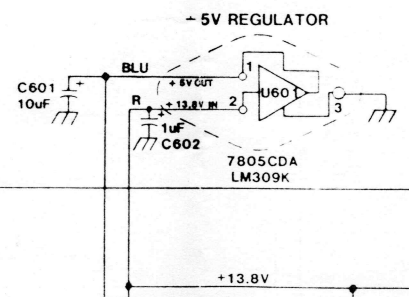
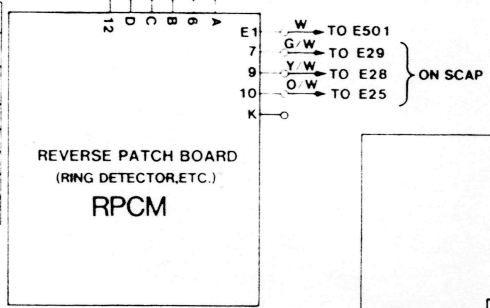


**TTC100 TABLE A**

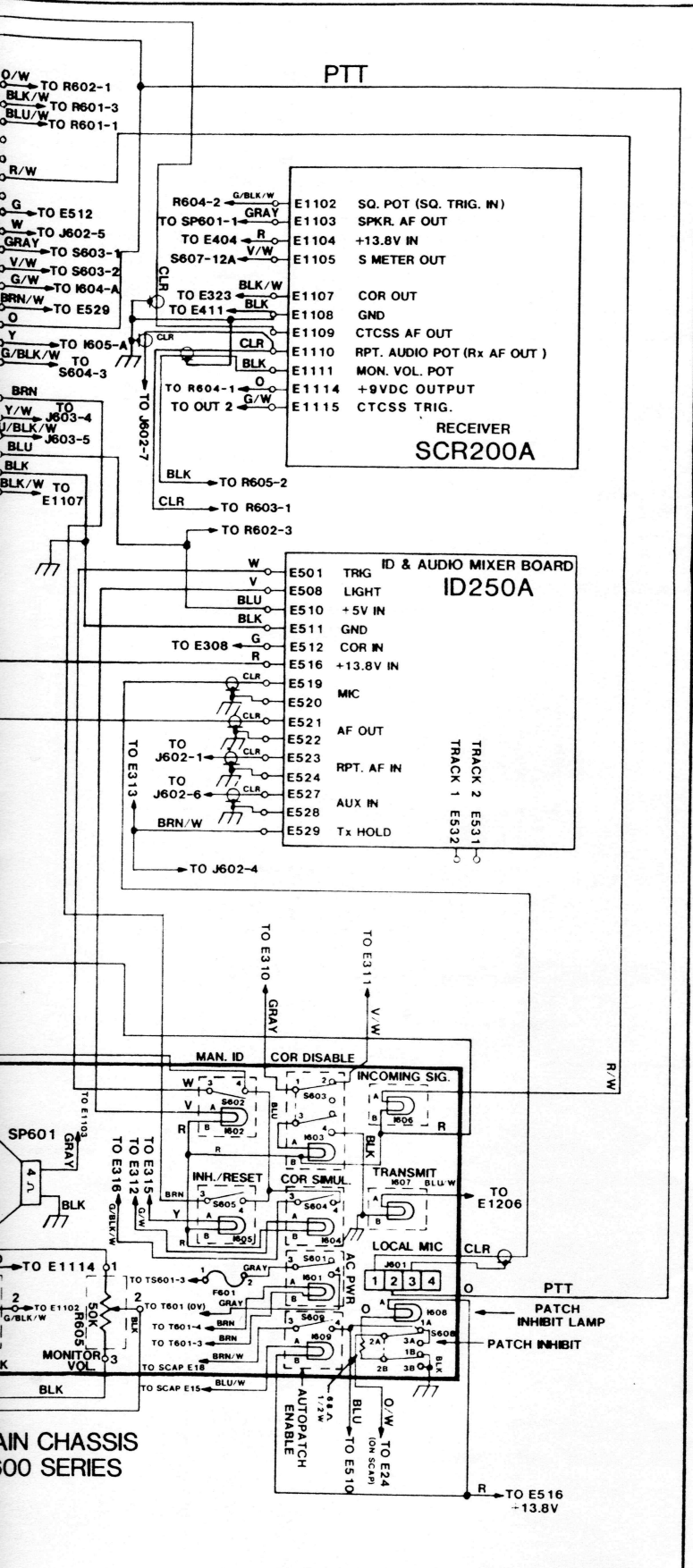
RPTR Tx ON/OFF	PATCH INHIBIT /RESET
E1 → TO J602-7	E1 → TO E9 ON SCAP
E19 → TO J603-5	E19 → NOT USED
E25 → NOT USED	E25 → TO S608-2B
E26 → TO J603-4	E26 → NOT USED
E32 → NOT USED	E32 → TO E11 ON SCAP

OTHER SET-UPS ALSO POSSIBLE



- NOTES:
- 1) S606 & S607 TERMINALS WITH 'A' SUFFIX ARE FRONT DECK; TERMINALS WITH 'B' SUFFIX ARE REAR DECK.
  - 2) WIRE COLOR CODES ARE SHOWN NEXT TO TERMINAL NUMBERS.
  - 3) (R) - "TOUCH TONE" IS A REGISTERED TRADEMARK OF AT & T.
  - 4) ALL SWITCHES ARE SHOWN IN THE OFF POSITION.





**SPECTRUM COMMUNICATIONS**

DATE: 12-17-80	REV: 1/7/81	DESIGNED BY: R.L.A.
<b>SCR1000 INTERCONNECTION DIAGRAM</b>		DATE: 7-31-80
		4300107

