

# ADAPTING YOUR WEATHERADIO FOR SPECIAL NEEDS?

ITS AS EASY AS    !!!

Want to make sure you never miss a NOAA weather emergency alert broadcast when you're at home with your Weatheradio? Here's how!

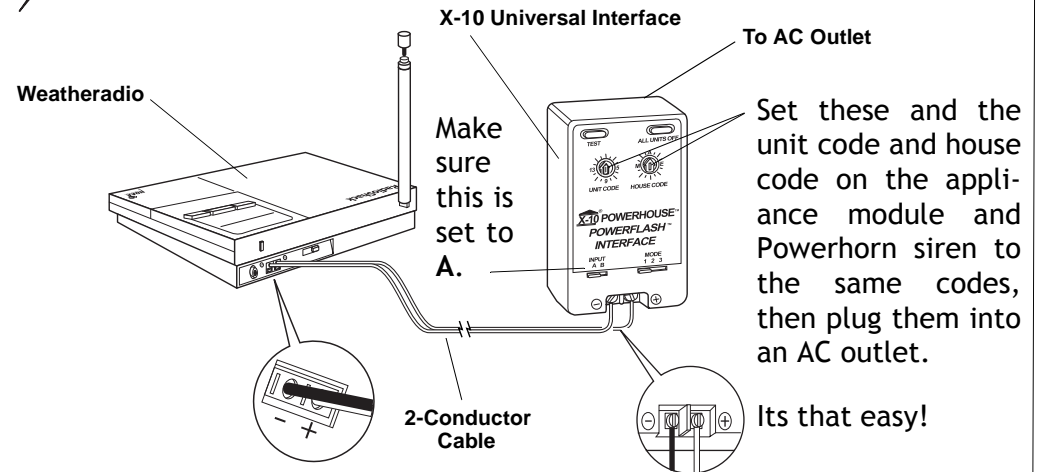


Get this stuff at your local RadioShack store or order it from [www.radioshack.com](http://www.radioshack.com):

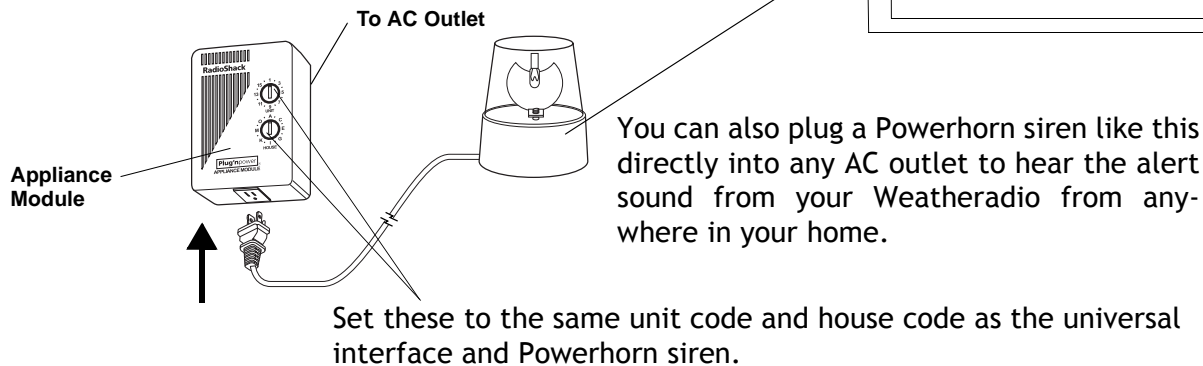
- Weatheradio (like Cat. No. 12-250)
- X-10 universal interface (like Cat. No. 980-0232)
- X-10 appliance module (like Cat. No. 61-2681)
- Flashing light (like Cat. No. 42-3054)
- Powerhorn siren (like Cat. No. 980-0231)
- 2-conductor cable (like Cat. No. 278-567)



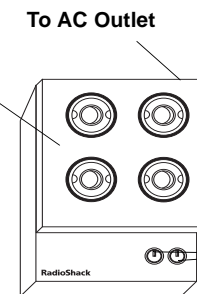
Connect a Plug 'n Power or X-10 universal interface to your Weatheradio's external alarm terminals like this.



To see an alert from almost anywhere in your home, connect a flashing light like this to a Plug 'n Power or X-10 appliance module.



Make sure you connect + on the Weatheradio together with + on the universal interface and - on the Weatheradio with - on the universal interface, or it won't work.



You can get everything you need to see and hear weather alerts anywhere in your home at your local RadioShack store, or surf us on the web.



**RadioShack**<sup>®</sup>

[www.radioshack.com](http://www.radioshack.com)<sup>SM</sup>